



USAID
FROM THE AMERICAN PEOPLE

Title XII Report to Congress for Fiscal Year 2018

September 2019

The U.S. Agency for International Development submits this report to Congress pursuant to Section 300 of Title XII of the Foreign Assistance Act of 1961, as amended.



LETTER FROM THE ADMINISTRATOR

As we know so well from our own country's experience, higher-education institutions are major drivers of economic growth and societal advancement. They create new technologies, bring innovation to markets, build a competent and adaptable workforce, and inform policy changes that foster economic growth and investment. At the heart of the work of the U.S. Agency for International Development (USAID) is our core belief that each country must chart its own development journey. USAID recognizes that higher education is a vital pathway for developing the commitment and capacity for governments, civil society, and the private sector in our partner countries to meet their own challenges and solve their own problems on their Journey to Self-Reliance.

In this context, USAID works with, and gains from the expertise and knowledge of, U.S. universities. The wide breadth of experience these institutions bring—from cutting-edge research, to excellence and leadership in education and training, to novel solutions and answers, to collaboration with the private sector—is essential to tackling some of the world's greatest development challenges. In addition, U.S. higher-education institutions can play a catalytic role in building local capacity that empowers individuals and institutions to become self-reliant.

Nowhere are the contributions of U.S. higher-education institutions more central, even storied, than in our long quest to end hunger and famine forever. Title XII of the Foreign Assistance Act, as amended, has institutionalized a rich and productive relationship between the Agency and U.S. universities in food security and agriculture. Between Fiscal Year (FY) 2011 and FY 2018, USAID's global investments in higher-education institutions totaled over \$3.9 billion, 82 percent of which went to Title XII universities to help advance knowledge and skills in our partner countries in key areas such as agriculture, nutrition, health, education, and water and sanitation. Key among the Title XII universities are those leading our Feed the Future Innovation Labs, which tap the expertise of top U.S. universities and host-country research institutions to advance mutually beneficial solutions that reduce global hunger, poverty, and malnutrition. I am proud that 22 Feed the Future Innovation Labs tapped the expertise of 67 U.S. colleges and universities operated around the globe in FY 2018.

I look forward to our continued shared efforts with Title XII institutions and their collaborators to solve the many challenges ahead, so we can accelerate progress toward the noble goal of a prosperous world for all.

Sincerely,

Mark Green
USAID Administrator

TABLE OF CONTENTS

LETTER FROM THE ADMINISTRATOR	i
TABLE OF CONTENTS	ii
LIST OF TABLES AND FIGURES	ii
I. ENGAGEMENT WITH TITLE XII INSTITUTIONS BY THE U.S. AGENCY FOR INTERNATIONAL DEVELOPMENT (USAID)	1
II. SUMMARY OF ACTIVITIES OF THE BOARD FOR FOOD AND AGRICULTURAL DEVELOPMENT (BIFAD) IN FY 2018	5
III. BIFAD’S RESPONSE TO THE FY 2018 TITLE XII REPORT TO CONGRESS	7
IV. APPENDICES	9
Appendix 1: U.S. College and University Partners of Feed the Future Innovation Labs During Fiscal Year 2018	9
Appendix 3: U.S. Universities with Direct Awards from the U.S. Agency for International Development During Fiscal Year 2018	10

LIST OF TABLES AND FIGURES

Table 1: Summary of USAID’s Investments in Higher-Education Institutions Worldwide

Table 2: BIFAD’s Public Events, Engagement, and Outreach in FY 2018

Figure 1: Geographic Distribution of USAID’s Foreign University Funding

Figure 2: Distribution of Obligations at U.S. Higher Education Institutions by USAID during FY 2018, by Sector

Figure 3: Distribution of USAID-Funded, U.S.-Based, Long-Term Trainees, by Field

I. ENGAGEMENT WITH TITLE XII INSTITUTIONS BY THE U.S. AGENCY FOR INTERNATIONAL DEVELOPMENT (USAID)

This report to Congress summarizes the partnerships the U.S. Agency for International Development (USAID) funded with U.S. higher-education institutions (HEIs) during Fiscal Year (FY) 2018 under Title XII of the Foreign Assistance Act of 1961, as amended (Public Law 87-195). The report focuses on the Agency’s collaboration with its Title XII U.S. universities to address global food-security challenges through investments in agricultural research, education, extension, and capacity-building, as well as through allied programs in nutrition, resilience, water and sanitation, the management of natural resources, policy-formulation, and trade that together help governments, civil society, and the private sector in our partner countries advance on their Journey to Self-Reliance.

USAID’s Investments in Higher Education

USAID’s global investments in HEIs from FY 2011 through FY 2018 totaled over \$3.9 billion, 82 percent of which went to Title XII universities. Table 1 shows obligations to U.S., foreign, and Title XII institutions for FY 2018 and over the last eight Fiscal Years (FY 2011–FY 2018).

Table 1: Summary of USAID’s Investments in Higher-Education Institutions Worldwide

Institutional Type	Fiscal Year (FY) 2018 Obligations^a (\$, in millions)	FY 2011–FY 2018 Obligations (\$, in millions)	Percentage Change from FY 2017 to FY 2018
All Higher-Education Institutions (Foreign and U.S.)	589	3,927	+13
U.S. Higher-Education Institutions	500	3,254	+24
Foreign Higher-Education Institutions	89	583	-23
U.S. Title XII Institutions ^b	487	3,218	+25
U.S. Non-Title XII Institutions	14	126	-3

^a All data contained in this report are based on financial obligations for direct awards to HEIs, as well as a limited number of other organizations that make large subawards to HEIs and provide support to U.S. higher education. The latter comprise approximately eight percent of the total funding disbursed.

^b USAID uses an inclusive definition of a Title XII institution in alignment with the provisions of the Famine Prevention and Freedom from Hunger Improvement Act of 2000, Public Law 106-373.

This legislation broadened the purpose of Title XII from preventing famine and establishing freedom from hunger to achieving “the mutual goals among nations of ensuring food security, human health, agricultural growth, trade expansion, and the wise and sustainable use of natural resources.” Title XII institutions, therefore, comprise: 1) those listed in the First Morrill Act (1862) or the Second Morrill Act (1890); 2) those listed in the Sea Grant College and Program Act (1966); 3) Native American land-grant colleges as authorized under the Equity in Educational Land-Grant Status Act of 1994; and, 4) other U.S. colleges and universities which: a) have demonstrable capacity in

teaching, research, and extension (including outreach) activities in the agricultural sciences; and, b) can contribute effectively to the attainment of the objective of Title XII. Source for all data: USAID Enterprise Reporting Portal, accessed on May 22, 2019. Figures are rounded to the nearest million.

Global Distribution of USAID’s Investments at Higher-Education Institutions

USAID invests in higher-education institutions throughout the world. In FY 2018, 83 percent of the Agency’s obligations to HEIs (\$486,682,538) went to Title XII universities; fifteen percent (\$88,673,042) to universities outside the United States; and two percent (\$13,686,000) to non-Title XII U.S. universities, represented by stand-alone medical schools. Figure 1 illustrates the distribution of USAID’s funding to HEIs outside the United States, which decreased by 23 percent from FY 2017 levels. Most foreign universities that received direct funding from USAID worked with U.S. university collaborators.

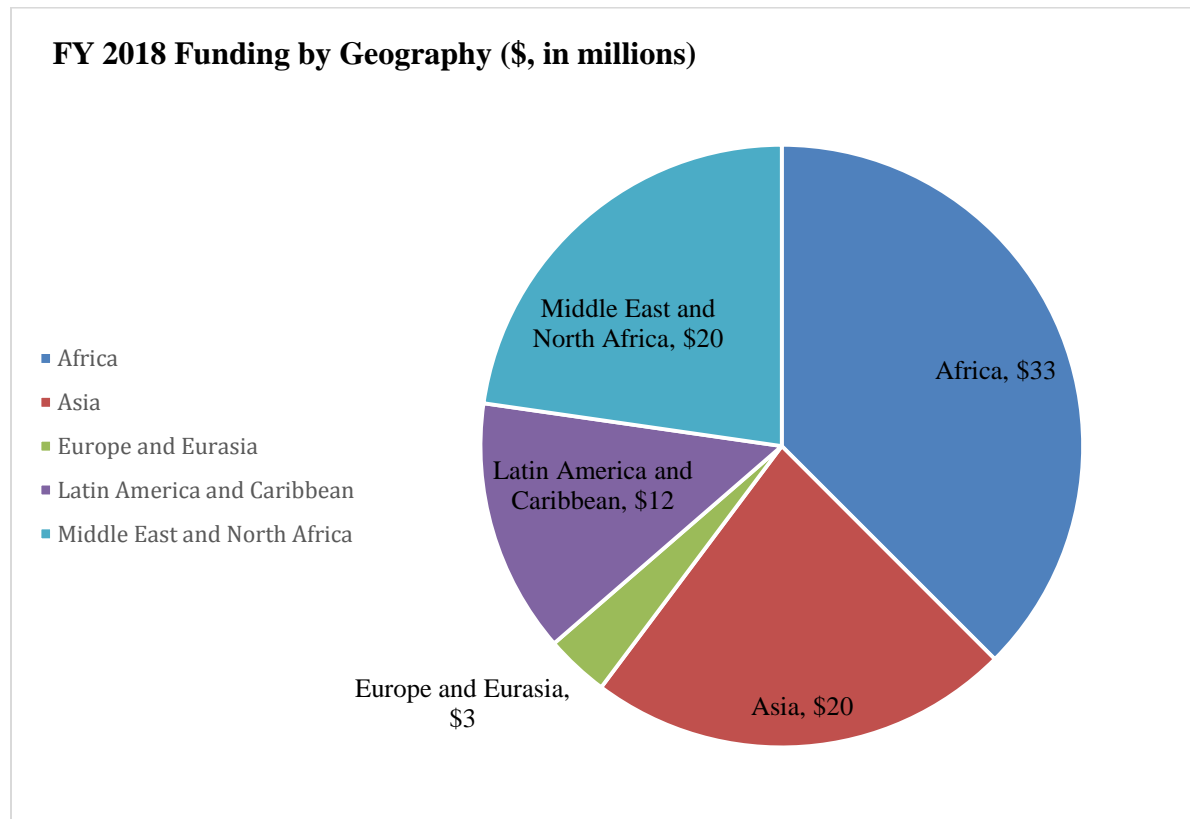


Figure 1: Geographic Distribution of USAID’s Foreign University Funding.

In FY 2018, a total of 52 HEIs in 34 foreign countries received direct awards from USAID. The pie chart shows the percentage of the total funding to foreign universities in different geographic regions. USAID invested in 20 HEIs in eleven sub-Saharan African countries (Benin, Burundi, Ghana, Kenya, Madagascar, Malawi, Sénégal, Somalia, South Africa, Tanzania, and Uganda) that received 37 percent of funding to foreign universities. Eight HEIs in five Asian countries (Afghanistan, India, Pakistan, the Philippines, and Vietnam) received 22 percent of the Agency’s total funding to foreign universities. In the Middle East and North Africa, nine HEIs in six countries and geographies (Egypt, Jordan, Israel, Lebanon, Morocco, and the West Bank)

received 23 percent of USAID’s funding to foreign universities. In Latin America and the Caribbean, eight HEIs in seven countries (Colombia, Costa Rica, the Dominican Republic, El Salvador, Guatemala, Jamaica, and Perú) received 14 percent of the Agency’s total funding to foreign universities. Seven HEIs in five European or Eurasian countries (Albania, Armenia, the United Kingdom, Greece, and the Kyrgyz Republic) received four percent of USAID’s funding to foreign universities.

Source: USAID Enterprise Reporting Portal, accessed on May 22, 2019.

Distribution of USAID’s Investments in U.S. Higher-Education Institutions

In FY 2018, USAID invested a total of \$500,368,539 in U.S.HEIs. Of this total, the Agency awarded \$486,682,538 to Title XII institutions for the implementation of activities across all development sectors. Moreover, U.S. universities received an additional \$40 million in sub-awards under grants and contracts from private-sector entities and non-profit organizations according to USA Spending, <https://www.usaspending.gov>. Figure 2 shows the distribution of these partnerships across all development sectors. Health, agriculture, and good governance and civil society are the sectors USAID most highly funds at universities.

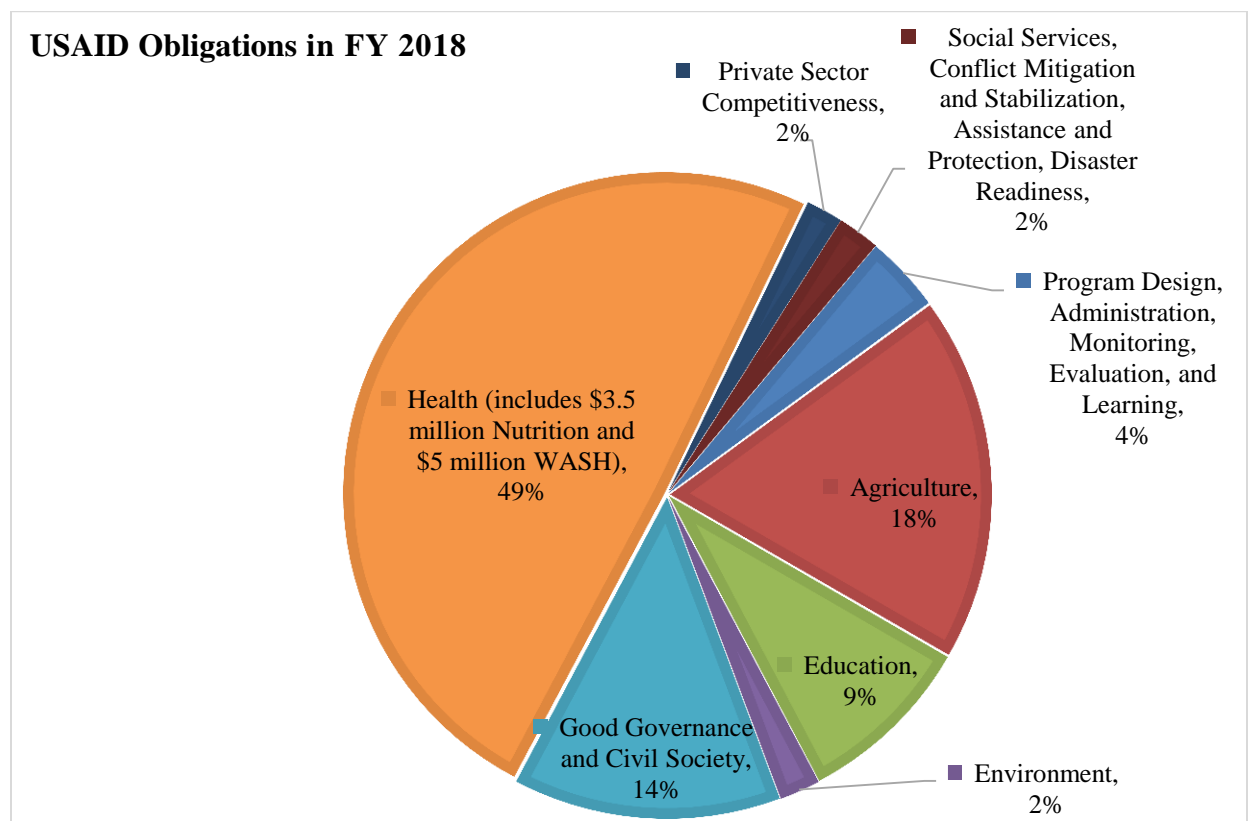


Figure 2: Distribution of Obligations at U.S. Higher Education Institutions by USAID during FY 2018, by Sector.

The total funding in the health sector USAID awarded to U.S. HEIs in FY 2018 was \$247,148,748 (49 percent of the total), primarily for HIV/AIDS, tuberculosis, malaria, maternal and child health, voluntary family planning and reproductive health, nutrition, global public

health, and water and sanitation. USAID's obligations to U.S. HEIs in agriculture totaled \$91,928,843 (18 percent of total). The Agency's funding to U.S. universities for governance and civil society was \$67,133,229 (13 percent of the total). The Agency's education funding to HEIs was \$44,753,861 (nine percent of the total); higher education accounted for 86 percent of that amount. Funds obligated by USAID to U.S. university partners for programmatic design; administration; and monitoring, evaluation, and learning totaled \$19,260,752 (four percent of the total). Social services, conflict-mitigation and stabilization, assistance and protection, and disaster-readiness accounted for \$10,627,695 (two percent of the total). USAID's funding to HEIs in the environment sector was \$10,255,783 (two percent of the total), with the final two percent allocated to private-sector productivity and competitiveness (\$9,259,628).

Source: USAID Enterprise Reporting Portal, accessed on May 22, 2019.

Long- and Short-Term Training Provided by U.S. Higher Education Institutions

USAID has a long history of providing training opportunities to strengthen human capital around the world, develop local workforces, and build partnerships. In FY 2018, the Agency funded long-term training (defined as six months or longer) in a broad range of disciplines that involved a minimum of 1,475 individuals within the United States, and at least 328,000 individuals at locations around the world. Where sex-disaggregated data were reported, approximately 51 percent of long-term trainees globally were female. While these numbers are overall smaller than last year, they reflect increasing capacity within our partner countries to develop local workforces and offer higher education.

USAID provided financing to a total of 870 degree candidates in food security-related disciplines, primarily at the master's of science (M.S.) and doctoral (Ph.D.) levels. The 22 Feed the Future Innovation Labs provided primarily graduate-degree training in disciplines related to food security to 622 individuals (42 percent female) from 38 countries, including the United States (three percent). By region outside the United States, Africa represented the largest percentage of students (43 percent), followed by Asia (40 percent), and Latin America and the Caribbean (two percent). Of the student total, 144 studied at 30 American universities (40 percent international students). The Borlaug Higher Education for Agricultural Research and Development (BHEARD) program based at Michigan State University, the U.S. Borlaug Fellows in Global Food Security based at Purdue University, and the Borlaug Leadership Enhancement for Agricultural Productivity (LEAP) program based at the University of California at Davis funded graduate training for an additional 248 students. Approximately 31 percent of BHEARD Fellows studied in the United States in FY 2018, with the others at regional universities in Brazil, Ghana, Kenya, and India. Figure 3 shows the range of disciplines represented in the U.S.-based long-term trainings during FY 2018. In addition to long-term training programs, USAID funded U.S. universities and other organizations to deliver short-term training to over 1.6 million individuals worldwide across all development sectors. The 22 Feed the Future Innovation Labs provided short-term training to 37,069 individuals across the globe. Where gender was reported, 45 percent of the trainees were female.

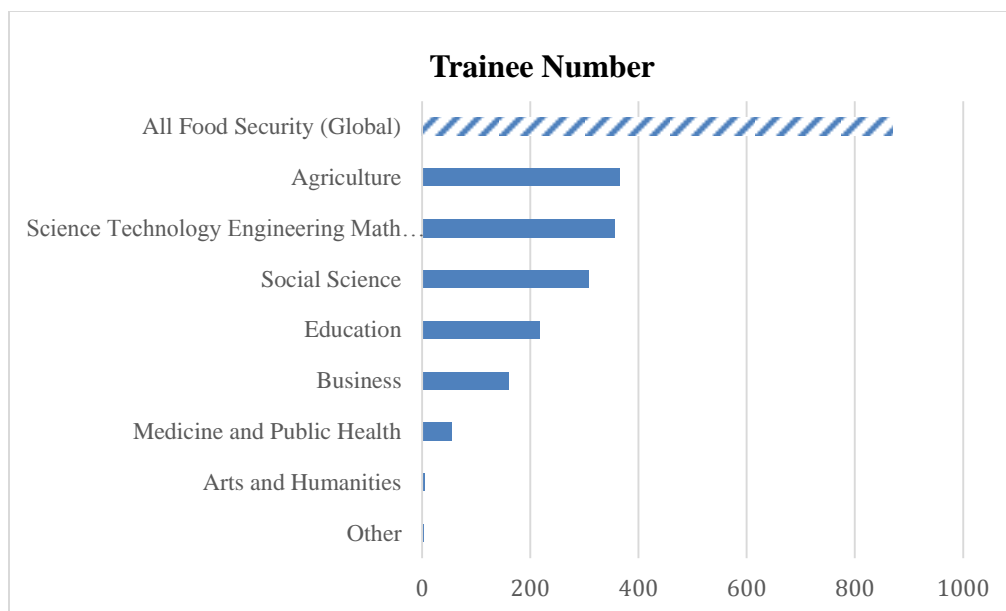


Figure 3: Distribution of USAID-Funded, U.S.-Based, Long-Term Trainees, by Field.

Agriculture was the largest field represented, with 375 trainees, followed by science, technology, engineering, and math, or STEM (357); social sciences (308); education (218); business (160); medicine and public health (54); and arts and humanities (5). The hatched blue bar at the top represents USAID-funded long-term trainees (870) who were studying throughout the world and includes those trainees based in the United States.

Source: TraiNet System and internal data from the USAID Bureau for Food Security (BFS).

II. SUMMARY OF ACTIVITIES OF THE BOARD FOR FOOD AND AGRICULTURAL DEVELOPMENT (BIFAD) IN FY 2018

The Board for Food and Agricultural Development (BIFAD) is a presidentially appointed, seven-member advisory body that includes at least four representatives from U.S. universities, with additional participation from the private sector and civil society. Section 298 of Title XII of the Foreign Assistance Act of 1961, as amended, authorized BIFAD in recognition of the role that U.S. HEIs play in agricultural development and ensuring food security, both domestically and abroad. USAID supports BIFAD’s activities in compliance with the Federal Advisory Committee Act of 1972.

In May 2018, President Donald J. Trump appointed Mark Keenum, President of Mississippi State University, as a member and Chair-designate of BIFAD. President Trump also appointed Richard Lackey, Founder and Chief Executive Officer of World Food Bank, as a member of BIFAD. Both appointments were for the remainder of four-year terms that will expire in July 2020. Other BIFAD members who served during FY 2018 were Brady J. Deaton, former Chair of BIFAD and Chancellor Emeritus of the University of Missouri; Waded Cruzado, President of Montana State University; Gebisa Ejeta, World Food Prize Laureate and Distinguished Professor

of Agronomy at Purdue University; James M. Ash, Food and Agribusiness Group Leader, Husch Blackwell, LLP; and Pamela K. Anderson, Director-General Emerita of the International Potato Center (CIP). Completing their service to BIFAD during FY 2018 were Harold L. Martin, Sr, Chancellor of North Carolina Agricultural and Technical State University; and Cary Fowler, Former Executive Director of the Global Crop Diversity Trust. Table 2 summarizes BIFAD’s public events, engagement, and outreach during FY 2018.

Table 2: BIFAD’s Public Events, Engagements, and Outreach in FY 2018

Date and Location	Event	Highlights
17 October 2017 Des Moines, Iowa	Borlaug Dialogue Special Session: <i>Building an Evidence Base for Resilience Programming under the U.S. Government Global Food-Security Strategy: Bridging the Gap Between Humanitarian and Development Assistance</i>	The program addressed the evidence base on the sources of resilience that enable households and communities to maintain their food security in the face of recurrent shocks such as drought and—more broadly—to escape and remain out of poverty in the face of complex risks. The recipients of the 2017 BIFAD Research Award for Scientific Excellence were Dr. James Beaver of the University of Puerto Rico and Dr. Juan Carlos Rosas of the Zamorano Panamerican Agricultural University in Honduras, recognized for their work in developing disease-resistant beans with the Innovation Lab for Collaborative Research on Grain Legumes. Mr. Laouali Amadou, Ph.D. candidate at Kansas State University and researcher at the <i>Institut National de la Recherche Agronomique du Niger</i> , received the BIFAD Student Award for Scientific Excellence in recognition of his research, through the Feed the Future Sorghum and Millet Innovation Lab, on the biological control of insect pests of pearl millet.
8 May 2018 Washington, D.C.	174th BIFAD Public Meeting: <i>Building an Evidence Base on Rural Youth Employment and Livelihoods</i>	The meeting developed a shared understanding of rural labor markets and youth-specific constraints, discussed the evidence base on programs that aim to improve opportunities for rural youth employment and livelihoods, outlined cross-sectoral opportunities to support and empower youth to take advantage of agricultural market opportunities, and

Date and Location	Event	Highlights
9 May 2018 Washington, D.C.	175th BIFAD Public Meeting: <i>Resilience Measurement and Analysis</i>	identified knowledge gaps on which U.S. university and other research partners can generate evidence. The meeting shared knowledge about theoretical and applied frameworks for measuring and analyzing resilience, and identified opportunities to leverage U.S. university research capabilities.
8 August 2018 Washington, D.C.	176th BIFAD Public Meeting: <i>U.S. Benefits and Capabilities Leveraged from Strategic USAID Investments in Developing Country Agriculture and Food Security</i>	The meeting took place at the annual meeting of the Agricultural and Applied Economics Association (AAEA) and provided members an opportunity to provide feedback on an ongoing, BIFAD-commissioned study. The study is analyzing U.S. benefits and capabilities leveraged from USAID strategic investments in agriculture and food security in developing countries. Participants (1) reviewed and provided feedback on a draft conceptual framework; (2) identified types and assessed the quality of evidence available; and, (3) suggested other data sources for consideration in the study.

III. BIFAD’S RESPONSE TO THE FY 2018 TITLE XII REPORT TO CONGRESS

Through engagement with the nation’s leading research universities, USAID and BIFAD are working together to feed the world’s growing population. These partnerships are making a difference around the world, and they also have a significant impact here at home.

Our nation’s research universities have vital expertise to contribute to every aspect of this challenge at every step of the food chain—from the laboratory to the farm to the market to the table. This expertise is essential to addressing the challenges posed by food insecurity.

The United Nations Food and Agriculture Organization has estimated that about 821 million people around the world were undernourished in 2018. That means one out of nine people experiences chronic hunger¹. And the problem is growing. By 2050, the world’s population is

¹ FAO, IFAD, UNICEF, WFP and WHO. 2019. *The State of Food Security and Nutrition in the World 2019. Safeguarding against economic slowdowns and downturns*. Rome, FAO.

projected to climb to almost 10 billion². How will we feed potentially an additional two billion guests at our global dinner table over the course of the next three decades?

Additionally, how will we address the related problems hunger poses to those who are affected directly, as well as to peace and stability worldwide? If world food production does not grow substantially in coming decades, the number of people living in poverty and chronic hunger will significantly increase. And that will further fuel political instability and conflict—disrupting economic trade and commerce and impacting quality of life, especially in fast-growing regions where a youthful population needs opportunities for education, employment, and economic self-sufficiency.

This increased production will require using precious land and water resources that are under intense pressure and increasingly limited. Researchers at U.S. universities with funding from USAID are searching for solutions to the complex and interconnected challenges of producing enough food and fiber to feed, clothe, shelter, and fuel the world.

These partnerships with universities are fostering innovative research, connecting people and communities through service and outreach, and educating a new generation of international students who will be their countries' leaders in agricultural production and development. Public engagement is integral to BIFAD's efforts. For example:

- Hosting a dialogue session to examine household and community resilience in the face of recurrent shocks, such as drought;
- Holding a public meeting to understand rural labor markets in order to improve rural youth employment and livelihoods in agriculture;
- Seeking to measure and analyze resilience and leverage U.S. university research capabilities;
- Launching a study to assess the benefits to the U.S. from USAID's strategic investments in developing agriculture and food security resources in the developing world; and
- Encouraging the critical review of U.S. entry visa regulations for student and faculty researchers, with the goal of increasing in-country human capacity development through access to training and relationship building activities available from the U.S. university community.

As a result of USAID and U.S. higher education collaboration and the investments of Federal funding, international development programs are raising living standards and improving quality of life—creating economic opportunity, new consumers, and opening markets to trade for American commodities. Of course, as important as these economic benefits are, international development that helps others is truly the right thing to do—and the American thing to do.

² United Nations, Department of Economic and Social Affairs, Population Division (2019). *World Population Prospects 2019: Highlights* (ST/ESA/SER.A/423).

IV. APPENDICES

Appendix 1: U.S. College and University Partners of Feed the Future Innovation Labs During Fiscal Year 2018

1. *Alabama Agricultural and Mechanical University*
2. Arkansas State University
3. Auburn University
4. City College of New York
5. Colorado State University
6. Columbia University
7. Cornell University
8. Emory University
9. *Florida International University*
10. *Fort Valley State University*
11. Harvard University
12. Iowa State University
13. John Hopkins University
14. **Kansas State University**
15. Louisiana State University
16. Massachusetts Institute of Technology
17. **Michigan State University**
18. Mississippi State University
19. Montana State University
20. *North Carolina Agricultural and Technical State University*
21. North Carolina State University
22. North Dakota State University
23. *Oklahoma State University*
24. Ohio State University
25. Oakland University (Michigan)
26. **Oregon State University**
27. **Pennsylvania State University**
28. **Purdue University**
29. Rutgers University
30. *San Diego State University*
31. South Carolina State University
32. Stanford University
33. **Texas Agricultural and Mechanical University, College Station**
34. Texas Tech University
35. Tufts University
36. *Tuskegee University*
37. *University of Arizona*
38. *University of Arkansas, Pine Bluff*
39. University of California, Berkeley
40. **University of California, Davis**
41. **University of California, Riverside**
42. University of California, Los Angeles
43. University of Connecticut, Avery Point
44. University of Delaware
45. **University of Florida**
46. **University of Georgia**
47. *University of Hawaii, Hilo*
48. *University of Hawaii, Manoa*
49. **University of Illinois**
50. University of Kentucky
51. *University of Maryland, Eastern Shore*
52. University of Michigan
53. University of Missouri
54. University of Nebraska, Lincoln
55. University of Minnesota
56. *University of Puerto Rico, Mayaguez*
57. University of Rhode Island
58. *University of Southern California*
59. University of Tennessee
60. **University of Texas, El Paso**
61. University of Texas Medical Branch, Galveston
62. University of Virginia
63. University of Wisconsin, Madison
64. **Virginia Polytechnic Institute and State University**
65. *Virginia State University*
66. **Washington State University**
67. West Texas Agricultural and Mechanical University

Lead universities appear in bold. *Minority-Serving Institutions appear in italics.*

Appendix 3: U.S. Universities with Direct Awards from the U.S. Agency for International Development During Fiscal Year 2018

A=Programmatic Design, Administration, Monitoring, and Learning B=Agriculture, Nutrition, and Water, Sanitation, and Hygiene
 C=Education D=Environment
 E=Good Governance and Civil Society F=Health G=Private-Sector Competitiveness
 H=Social Services, Conflict-Mitigation and Stabilization, Assistance and Protection, Disaster-Readiness

State	Institution	Activity Locations	A	B	C	D	E	F	G	H
AZ	Arizona State University	Pakistan, Sénégal, Vietnam, Worldwide	X		X			X		
CA	Santa Clara University	India				X				
CA	University of California System	Democratic Republic of Congo (DRC), East Africa, Guinea, Jordan, Liberia, Madagascar, Mozambique, Sierra Leone, Worldwide	X	X	X			X		
CO	University of Colorado at Boulder	Worldwide		X	X			X		
DC	Georgetown University	Kenya, Worldwide	X					X		
DC	George Washington University	Worldwide						X		
FL	Florida International University	Latin America and the Caribbean								X
FL	University of Florida	Haïti, Worldwide		X						
GA	Emory University	Georgia, Worldwide						X		X

A=Programmatic Design, Administration, Monitoring, and Learning **B**=Agriculture, Nutrition, and Water, Sanitation, and Hygiene
C=Education **D**=Environment
E=Good Governance and Civil Society **F**=Health **G**=Private-Sector Competitiveness
H=Social Services, Conflict-Mitigation and Stabilization, Assistance and Protection, Disaster-Readiness

State	Institution	Activity Locations	A	B	C	D	E	F	G	H
GA	Georgia State University	Worldwide		X						X
GA	University of Georgia	Worldwide		X						
HI	University of Hawaii System	Indonesia								X
IL	University of Chicago	Egypt								X
IL	University of Illinois	Malawi, Worldwide		X						
IN	Indiana University	Worldwide	X							
IN	University of Notre Dame Du Lac	Worldwide	X							
KS	Kansas State University	Worldwide		X						
LA	Tulane University	South Africa						X		
MA	Boston University	Colombia, South Africa, Worldwide	X					X		
MA	Brandeis University	Worldwide						X		
MA	Harvard University	Dominican Republic, Nigeria, Vietnam, Worldwide	X		X			X		
MA	Massachusetts Institute of	Near East, Uganda, Worldwide	X	X	X				X	

A=Programmatic Design, Administration, Monitoring, and Learning **B**=Agriculture, Nutrition, and Water, Sanitation, and Hygiene
C=Education **D**=Environment
E=Good Governance and Civil Society **F**=Health **G**=Private-Sector Competitiveness
H=Social Services, Conflict-Mitigation and Stabilization, Assistance and Protection, Disaster-Readiness

State	Institution	Activity Locations	A	B	C	D	E	F	G	H
	Technology									
MA	Northeastern University	Caribbean	X							
MA	Tufts University	Bangladesh, Ethiopia, Honduras, Mozambique, Nepal, Uganda, Worldwide	X	X						X
MA	Worcester Polytechnic University	Paraguay			X					
MD	Johns Hopkins University	Bangladesh, Burma, Cameroon, Latin American and the Caribbean, People's Republic of China (PRC), DRC, Ethiopia, Ghana, Guinea, Guyana, Côte d'Ivoire, Liberia, Malawi, Mali, Mozambique, Nepal, Niger, Nigeria, Rwanda, Sierra Leone, South Africa, Swaziland, Tanzania, West and East Africa, Worldwide, Yemen, Zambia	X	X	X			X		X
MD	University of	Worldwide	X							

A=Programmatic Design, Administration, Monitoring, and Learning **B**=Agriculture, Nutrition, and Water, Sanitation, and Hygiene
C=Education **D**=Environment
E=Good Governance and Civil Society **F**=Health **G**=Private-Sector Competitiveness
H=Social Services, Conflict-Mitigation and Stabilization, Assistance and Protection, Disaster-Readiness

State	Institution	Activity Locations	A	B	C	D	E	F	G	H
	Maryland									
MN	University of Minnesota	Côte d'Ivoire, Uganda, Worldwide						X		
MO	University of Missouri	Worldwide		X						
MS	Mississippi State University	Worldwide		X						
NC	Duke University	Worldwide			X			X		
NC	University of North Carolina at Chapel Hill	Bangladesh, Botswana, Burundi, Cameroon, DRC, Ghana, Haïti, Côte d'Ivoire, Kenya, Liberia, Madagascar, Malawi, Mali, Namibia, Niger, the Philippines, Rwanda, Sénégal, South Africa, Tanzania, Worldwide, Zambia	X	X				X		X
NC	Wake Forest University	Perú				X				
NE	University of Nebraska	Worldwide						X		
NV	University of Nevada	Asia		X		X				
NY	Columbia University	Colombia, Ethiopia, Worldwide	X					X		
NY	Cornell	Bangladesh, Worldwide		X						

A=Programmatic Design, Administration, Monitoring, and Learning **B**=Agriculture, Nutrition, and Water, Sanitation, and Hygiene
C=Education **D**=Environment
E=Good Governance and Civil Society **F**=Health **G**=Private-Sector Competitiveness
H=Social Services, Conflict-Mitigation and Stabilization, Assistance and Protection, Disaster-Readiness

State	Institution	Activity Locations	A	B	C	D	E	F	G	H
	University									
NY	State University of New York	Bosnia-Herzegovina, Côte d'Ivoire, Kenya, Worldwide					X	X		
PA	Eastern Mennonite University	East Africa	X						X	
PA	Pennsylvania State University	Worldwide		X						
PA	Pittsburgh University	Worldwide								
PA	Purdue University	Africa, South Sudan, Worldwide	X	X	X					
RI	University of Rhode Island	Ghana, the Philippines, Sénégal,		X		X				
TN	Vanderbilt University	Latin America and the Caribbean	X		X		X			
TX	Baylor College of Medicine	Eswatini, India, Malawi, Tanzania, Swaziland							X	
TX	Rice University	Malawi, Worldwide							X	
TX	Texas Agricultural and Mechanical University	Afghanistan, México, Worldwide	X	X			X			
TX	University of Texas - El Paso	Worldwide		X						

A=Programmatic Design, Administration, Monitoring, and Learning **B**=Agriculture, Nutrition, and Water, Sanitation, and Hygiene
C=Education **D**=Environment
E=Good Governance and Civil Society **F**=Health **G**=Private-Sector Competitiveness
H=Social Services, Conflict-Mitigation and Stabilization, Assistance and Protection, Disaster-Readiness

State	Institution	Activity Locations	A	B	C	D	E	F	G	H
UT	University of Utah	Ghana, Pakistan			X			X		
VA	College of William and Mary	Africa, Haïti, Niger, Worldwide	X		X		X	X		
VA	Eastern Virginia Medical School	Worldwide						X		
VA	Virginia Polytechnic Institute and State University	Afghanistan, Armenia, Sénégal, Worldwide		X						X
WA	Washington State University	Worldwide		X						
WA	University of Washington	Worldwide						X		