

# ETHIOPIA - COMPLEX EMERGENCY

FACT SHEET #5, FISCAL YEAR (FY) 2018

SEPTEMBER 30, 2018

## NUMBERS AT A GLANCE

**8.5 million**

Estimated Population Requiring Non-Food Emergency Assistance  
GoE, UN – March 2018

**7.9 million**

Estimated Population Requiring Emergency Food Assistance  
GoE, UN – March 2018

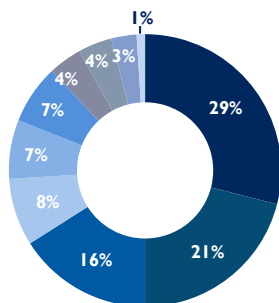
**3.85 million**

Estimated Number of Acute Malnutrition Cases in 2018  
GoE, UN – March 2018

**\$1.66 billion**

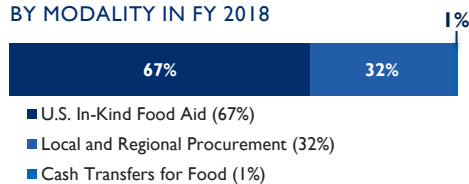
2018 Humanitarian Disaster and Resilience Plan Funding Appeal  
GoE, UN – March 2018

## USAID/OFDA<sup>1</sup> FUNDING BY SECTOR IN FY 2018



- Ethiopia Humanitarian Fund (29%)
- Water, Sanitation & Hygiene (21%)
- Nutrition (16%)
- Agriculture & Food Security (8%)
- Humanitarian Coordination & Information Management (7%)
- Logistics Support & Relief Commodities (7%)
- Health (4%)
- Protection (4%)
- Shelter & Settlements (3%)
- Economic Recovery & Market Systems (1%)

## USAID/FFP<sup>2</sup> FUNDING BY MODALITY IN FY 2018



## KEY DEVELOPMENTS

- Renewed intercommunal violence and clashes throughout Ethiopia in recent months have killed and displaced civilians, damaged public and commercial infrastructure, and disrupted the provision of basic services. While fighting has subsided in some areas, relief agencies continue to report fluid population movements. The Government of Ethiopia (GoE) and humanitarian organizations—including U.S. Government (USG) partners—are providing emergency multi-sector assistance in response to acute needs of newly displaced and other affected populations.
- In FY 2018, the USG contributed more than \$481.5 million in funding for humanitarian response activities in Ethiopia. The total funding—comprising nearly \$52.9 million from USAID/OFDA, more than \$329.5 million from USAID/FFP, and approximately \$99.1 million from State/PRM—is supporting emergency food assistance and multi-sector interventions for conflict- and drought-affected populations, including internally displaced persons (IDPs), refugees from neighboring countries, and other vulnerable individuals.

## HIGHLIGHTS

- Clashes in Addis Ababa, Jijiga town, and Kamashi Zone displace thousands of civilians
- USAID staff assess humanitarian conditions and coordination structures in Gedeo, identifying challenges
- USG provides more than \$481.5 million for humanitarian interventions in Ethiopia in FY 2018

## HUMANITARIAN FUNDING FOR THE ETHIOPIA RESPONSE IN FY 2018

USAID/OFDA	\$52,878,383
USAID/FFP	\$329,570,671
State/PRM <sup>3</sup>	\$99,120,072
<b>Total</b>	<b>\$481,569,126</b>

<sup>1</sup> USAID's Office of U.S. Foreign Disaster Assistance (USAID/OFDA)

<sup>2</sup> USAID's Office of Food for Peace (USAID/FFP)

<sup>3</sup> U.S. Department of State's Bureau of Population, Refugees, and Migration (State/PRM). State/PRM funding in Ethiopia includes assistance to Somali and South Sudanese refugees who are sheltering in Ethiopia, which is also included in the regional USG response totals for Somalia and South Sudan.

## **INSECURITY AND DISPLACEMENT**

- Conflict continued throughout various parts of Ethiopia through September, resulting in civilian casualties, prompting additional population displacement, and exacerbating humanitarian needs. Following intercommunal violence and resultant large-scale displacement in Oromiya Region's West Guji Zone and Southern Nations, Nationalities, and Peoples (SNNP) Region's Gedeo Zone earlier in 2018, an estimated 453,000 IDPs had either been moved to new IDP collective sites or to their places of origin as of September 24. Humanitarian actors remain concerned regarding the nature of these IDP movements, which were largely the result of a GoE-led relocation process, particularly given volatile security conditions and inadequate access to food, shelter, and relief commodities in many areas of origin. While the number of IDPs remains difficult to determine due to fluid population movement, IOM estimated that approximately 242,000 people were sheltering at new collective sites in Gedeo and West Guji as of August; this figure does not include IDPs sheltering at other displacement sites in the zones. The USG and humanitarian community continue to advocate safe, voluntary, and dignified returns.
  - Intercommunal violence and clashes involving government forces in and around Somali Region's Jijiga town displaced nearly 141,400 people within the region and resulted in at least 100 deaths in early August, according to the UN and international media. The clashes prompted many business owners and government personnel to flee the area, resulting in the closure of most commercial businesses and the disruption of public services in the town. Although fighting had ceased as of mid-August, relief actors reported continued political uncertainty in the region as of late September. In addition, intermittent conflict along the border between Oromiya and Somali continues to generate population displacement and exacerbate humanitarian needs. The number of IDPs in Oromiya's East Hararghe and West Hararghe zones increased by approximately 36 percent—from an estimated 279,000 IDPs to 379,000 IDPs—from July–August, the UN reports.
  - Heavy fighting from September 27–29 in Kamashi Zone, Benishangul Gumuz Region, caused at least 20 civilian deaths and several injuries, and displaced nearly 85,000 people to East Wollega and West Wollega zones in neighboring Oromiya, according to the UN and international media. In response, GoE authorities are providing emergency cash and food assistance, while USAID/OFDA is supporting the International Organization for Migration (IOM) to provide humanitarian assistance to recently displaced populations.
  - In mid-September, intercommunal violence near the capital city of Addis Ababa displaced thousands of people into the city, with many individuals seeking shelter in schools and religious institutions, international media report. The clashes resulted in more than 20 deaths, injured an unknown number of people, and damaged several buildings. Ethiopian Prime Minister Abiy Ahmed issued a statement condemning the violence and calling for peace and unity across the country; however, tensions in and around Addis Ababa remained high as of late September.
- 
- 

## **HEALTH, SHELTER, AND WASH**

- Humanitarian organizations are scaling up operations to respond to acute needs in Gedeo and West Guji. Relief agencies had mobilized nearly 1,100 health workers to support the provision of emergency health and nutrition assistance in Gedeo and West Guji as of mid-August. From August 1–17, health agencies provided more than 18,700 outpatient consultations or treatments for adults and children younger than five years of age in displacement sites in the zones. Relief agencies had also conducted health education campaigns for more than 56,600 people as of August 17. To address emergency water, sanitation, and hygiene (WASH) needs, relief agencies distributed soap, water containers, and water treatment supplies in Gedeo and West Guji; however, humanitarian actors report that WASH needs persist. Despite improvements in the availability of health care and WASH services in recent weeks, additional health and hygiene promotion and acute watery diarrhea preparedness activities are needed to reduce the risk of disease outbreaks in overcrowded IDP sites, humanitarian actors report.
- Relief agencies continue to report critical shelter and relief commodity response gaps in Gedeo and West Guji. While shelter construction and distributions of emergency relief commodities—including blankets, hygiene kits, and shelter kits—were ongoing as of mid-August, nearly 114,000 households remain in need of emergency shelter and relief commodity support in the zones, according to the UN.

- With \$4 million in FY 2018 USAID/OFDA funding, the IOM-led Rapid Response Fund (RRF) continues to support emergency shelter and WASH assistance for IDPs and host community members in eastern and southern Ethiopia. With RRF funding, World Vision had distributed emergency relief commodities—including blankets, hygiene kits, kitchen sets, plastic sheeting, tarpaulins, and water containers—to more than 7,000 vulnerable people, including an estimated 5,000 IDPs, as of early September. In addition, Save the Children provided emergency relief commodities and WASH kits to approximately 5,000 IDP households, and CARE provided cash assistance to more than 1,400 IDP households in Gedeo in September. To reduce disease risk among newly displaced populations, the RRF is also supporting hygiene promotion activities and the construction of emergency latrines when security conditions permit, with approximately 15,000 IDPs and returnees benefiting from hygiene promotion activities in Oromiya and Somali as of early September.

---



---

## FOOD SECURITY AND NUTRITION

- The Famine Early Warning Systems Network (FEWS NET) projects that vulnerable populations in Somali will likely experience Stressed—IPC 2—or Crisis—IPC 3—levels of acute food insecurity through January 2019, as households continue to recover from drought amid recent incidents of violence and displacement.<sup>4</sup> During the same period, populations in parts of Oromiya and SNNP are expected to face Crisis levels of acute food insecurity due to conflict, which has disrupted access to food and livelihood activities. Admissions to therapeutic feeding programs also indicate a deterioration in nutrition conditions, likely due to recent intercommunal violence. Meanwhile, food security conditions remain relatively better in western Ethiopia; populations in much of the region will likely face Minimal—IPC 1—levels of acute food insecurity from October–January, as harvests increase access to food, according to FEWS NET.
- As of late-September, the USAID/FFP-funded Joint Emergency Operation (JEOP)—a consortium of non-governmental organizations led by Catholic Relief Services (CRS)—had completed approximately 96 percent of distributions during the second round of emergency food assistance to IDPs and host community members in its area of responsibility in Gedeo. The GoE National Disaster Risk Management Commission (NDRMC) simultaneously conducted distributions in other areas of Gedeo and in West-Guji the UN reports.
- In response to sporadic conflict along the Oromiya–Somali border, USAID/FFP partner the UN World Food Program (WFP) delivered in-kind emergency food assistance to IDPs in East Hararghe and West Hararghe, while also providing specialized nutrition assistance to approximately 3,000 people experiencing acute malnutrition. WFP reports, however, that ongoing insecurity has prevented some IDPs from receiving assistance, and that shortages of shelter and emergency relief commodities have prompted some individuals to sell food rations to address unmet non-food needs. The UN agency has worked with the GoE to provide special nutritious foods to treat moderate acute malnutrition for up to 147,000 children younger than five years of age—as well as pregnant and lactating women—living in IDP camps and host communities in Gedeo and West Guji. WFP indicated that partial pipeline breaks for relief commodities and difficulty accessing, counting, and registering displaced populations have hindered the delivery of nutrition assistance.
- In FY 2018, USAID/FFP contributed nearly \$414 million to CRS, the International Rescue Committee (IRC), WFP and other implementing partners to respond to urgent food needs in Ethiopia. The support includes more than \$150 million in recent contributions to assist food-insecure Ethiopians and refugees from neighboring countries through emergency food assistance, as well as nutrition, livelihoods, and resilience-oriented activities. USAID/FFP-funded activities include in-kind food and nutrition assistance, as well as cash transfers.

---



---

## HUMANITARIAN ASSESSMENTS

- From July 29–August 2, USAID/OFDA and USAID/FFP staff conducted a joint visit to Gedeo’s Dilla town and several *woredas*, or districts, to observe and assess USAID-funded response efforts to the large-scale humanitarian needs resulting from the displacement crisis in Gedeo and West Guji. During the visit, staff observed food and relief

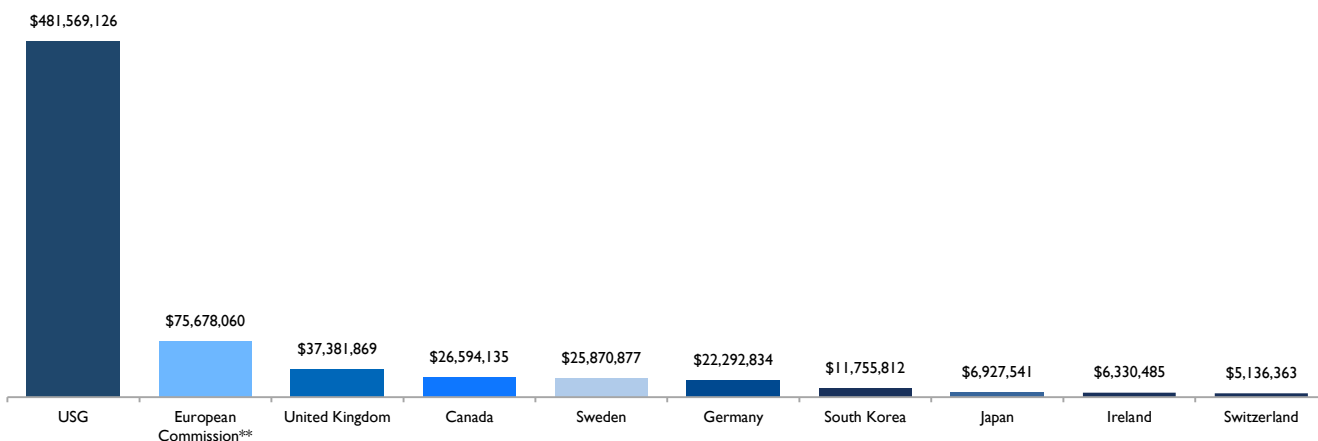
<sup>4</sup> The Integrated Food Security Phase Classification (IPC) is a standardized tool that aims to classify the severity and magnitude of food insecurity. The IPC scale, which is comparable across countries, ranges from Minimal—IPC 1—to Famine—IPC 5.

commodity distributions in camp and non-camp settings, as well as conditions at multiple displacement sites, and met with humanitarian agencies engaged in the response. Overall, USAID staff assessed that the relief agencies had significantly scaled up response efforts in late July. Despite having significantly increased the supplies of relief items to these affected zones, USAID staff observed relief agencies distributing partial food rations and relief kits. This is likely due to remaining challenges in the supply chain or efforts to reach more people in need and avert community tensions over who receives assistance. The partial food and relief kit distributions have resulted in difficulties tracking supplies and beneficiaries for current and future distributions.

- Staff also visited the GoE-led emergency operations center (EOC) in Dilla. In mid-July, a U.S. Forest Service (USFS) Disaster Management Advisor, embedded with the NDRMC, assisted in the establishment of the Dilla EOC, which is coordinating the emergency response in Gedeo, including emergency food, nutrition, and WASH assistance, as well as other humanitarian interventions. USAID staff initially assessed that coordination through the EOC—particularly among the GoE and international agencies—was strong, and GoE federal, zonal, and *woreda*-level officials were actively participating in the coordination mechanism. However, in recent months, human resource and capacity gaps at the local *woreda* and *kebele* levels have contributed to a bottleneck in local service delivery.

## 2018 HUMANITARIAN FUNDING\*

PER DONOR



\*Funding figures are as of September 30, 2018. All international figures are according to the UN Office for the Coordination of Humanitarian Affairs (OCHA) Financial Tracking Service and based on international commitments during 2018, while USG figures are according to the USG and reflect USG funding in FY 2018, which ran from October 1, 2017 to September 30, 2018.

\*\*Includes contributions from the European Commission’s Directorate-General for Humanitarian Aid and Civil Protection (ECHO)

## CONTEXT

- Populations in Ethiopia frequently experience recurrent drought, seasonal flooding, intercommunal conflict, food insecurity, disease outbreaks, and limited access to health and WASH services, contributing to sustained humanitarian needs and an ongoing complex emergency.
- From 2015–2016, USAID/OFDA responded to Ethiopia’s worst drought in more than 50 years, which resulted in at least 10.2 million people requiring emergency food assistance. In 2017, drought conditions in areas of southeastern Ethiopia intensified after consecutive seasons of below-average rainfall, decreasing livestock and impacting access to food and livelihoods opportunities in pastoralist areas.
- In late 2017, intercommunal conflict along the border between Oromiya and Somali intensified, displacing hundreds of thousands of people in the two regions and exacerbating humanitarian needs. The GoE and UN estimate that nearly 8 million people require emergency food assistance, primarily in Oromiya, Somali, and SNNP, while an estimated 8.5 million people are in need of non-food assistance.
- Since April 2018, renewed intercommunal violence in Oromiya and SNNP has resulted in the displacement of nearly 1 million people. Displacement along the Oromiya–SNNP regional border continued through September, straining local resources and exacerbating existing humanitarian needs in the regions. In September, conflict spread to Benishangul Gumuz and Addis Ababa, resulting in civilian deaths and additional displacement. Humanitarian organizations are responding to acute needs as security conditions allow.
- On October 10, 2017, U.S. Ambassador Michael A. Raynor re-declared a disaster for FY 2018 due to the ongoing complex emergency in Ethiopia.

### USG HUMANITARIAN FUNDING FOR THE ETHIOPIA RESPONSE IN FY 2018<sup>1</sup>

IMPLEMENTING PARTNER	ACTIVITY	LOCATION	AMOUNT
<b>USAID/OFDA</b>			
CRS	Agriculture and Food Security	Oromiya, SNNP	\$1,999,962
GOAL	Nutrition, WASH	Somali	\$2,600,000
iMMAP	Humanitarian Coordination and Information Management	Countrywide	\$1,000,000
IOM	Economic Recovery and Market Systems (ERMS), Humanitarian Coordination and Information Management, Logistics Support and Relief Commodities, Shelter and Settlements, WASH	Countrywide	\$8,300,000
International Potato Center (IPC)	Agriculture and Food Security	Amhara, SNNP	\$1,499,743
IRC	Nutrition, WASH	Countrywide	\$6,000,000
OCHA	Humanitarian Coordination and Information Management	Countrywide	\$15,750,000
Oxfam	Agriculture and Food Security, ERMS, WASH	Somali	\$3,000,000
Save the Children/U.S. (SC/US)	Nutrition, WASH	Afar, Somali	\$2,900,000
UN Children’s Fund (UNICEF)	Health, Nutrition, Protection, WASH	Countrywide	\$6,900,000
UN Department of Safety and Security (UNDSS)	Humanitarian Coordination and Information Management	Somali	\$300,000
UN Humanitarian Air Service (UNHAS)	Logistics Support and Relief Commodities	Somali	\$750,000

USFS	Humanitarian Coordination and Information Management	Countrywide	\$200,000
	Program Support		\$1,678,678
<b>TOTAL USAID/OFDA FUNDING</b>			<b>\$52,878,383</b>
<b>USAID/FFP<sup>2</sup></b>			
CRS/JEOP	244,640 MT of U.S. In-Kind Food Aid	Amhara, Dire Dawa, Oromiya, SNNP, Tigray	\$143,148,636
Catholic Relief Services/Development Food Security Activities	1,950 MT of U.S. In-Kind Food Aid, Cash Transfers for Food	Dire Dawa, Oromiya	\$2,243,317
Food for the Hungry (FH)	2,400 MT of U.S. In-Kind Food Aid	Amhara	\$1,954,152
IRC	870 MT of U.S. In-Kind Food Aid	Countrywide	\$2,450,010
Relief Society of Tigray (REST)	6,130 MT of U.S. In-Kind Food Aid, Cash Transfers for Food	Tigray	\$5,181,766
UNICEF	910 MT of U.S. In-Kind Food Aid	Countrywide	\$4,362,994
WFP	176,147 MT of U.S. In-Kind Food Aid and Local and Regional Food Procurement	Somali	\$121,865,549
	62,251 MT of U.S. In-Kind Food Aid and Local and Regional Food Procurement for Refugees	Countrywide	\$44,979,785
World Vision	3,900 MT of U.S. In-Kind Food Aid	Amhara, Oromiya, SNNP	\$3,384,462
<b>TOTAL USAID/FFP FUNDING</b>			<b>\$329,570,671</b>
<b>State/PRM<sup>3</sup></b>			
Action Against Hunger (AAH)	Nutrition Assistance for Refugees	Gambella	\$1,000,000
Center for Victims of Torture (CVT)	Mental Health and Psychosocial Support Services for Refugees	Gambella, Tigray	\$2,500,000
Dan Church Aid (DCA)	Livelihoods, Nutrition and Food Security for Refugees	Gambella	\$1,000,000
Danish Refugee Council (DRC)	Child Protection, GBV, and Psychosocial Support for Refugees	Gambella	\$1,000,000
GOAL	Nutrition Assistance for Refugees	Gambella	\$1,000,000
IOM	WASH and Shelter for Refugees	Gambella	\$1,250,000
IMC	GBV Prevention and Response, Health, Mental Health and Psychosocial, Nutrition, and Reproductive Health Services for Refugees	Gambella, Somali	\$4,000,000
IRC	Multi-sectoral Assistance for Refugees	Benishangul Gumuz, Somali, Tigray	\$3,250,000
Plan International	Child Protection, Education and Psychosocial for Refugees	Gambella	\$1,500,000
SC/US	Child Protection and Education for Refugees	Gambella, Somali	\$2,000,000
Office of the UN High Commissioner for Refugees (UNHCR)	Protection and Assistance for Refugees	Countrywide	\$80,070,072
UNHAS	Logistics Support and Relief Commodities	Countrywide	\$550,000
<b>TOTAL STATE/PRM FUNDING</b>			<b>\$99,120,072</b>
<b>TOTAL USG HUMANITARIAN FUNDING FOR THE ETHIOPIA RESPONSE IN FY 2018</b>			<b>\$481,569,126</b>

<sup>1</sup> Year of funding indicates the date of commitment or obligation, not appropriation, of funds; USG funding represents publicly reported amounts as of September 30, 2018.

<sup>2</sup> Estimated value of food assistance and transportation costs at time of procurement; subject to change.

<sup>3</sup> State/PRM funding in Ethiopia includes assistance to Somali and South Sudanese refugees who are sheltering in Ethiopia, which is also included in the regional USG response totals for Somalia and South Sudan.

## **PUBLIC DONATION INFORMATION**

- The most effective way people can assist relief efforts is by making cash contributions to humanitarian organizations that are conducting relief operations. A list of humanitarian organizations that are accepting cash donations for disaster responses around the world can be found at [www.interaction.org](http://www.interaction.org).
- USAID encourages cash donations because they allow aid professionals to procure the exact items needed (often in the affected region); reduce the burden on scarce resources (such as transportation routes, staff time, and warehouse space); can be transferred very quickly and without transportation costs; support the economy of the disaster-stricken region; and ensure culturally, dietary, and environmentally appropriate assistance.
- More information can be found at:
  - USAID Center for International Disaster Information: [www.cidi.org](http://www.cidi.org) or +1.202.661.7710.
  - Information on relief activities of the humanitarian community can be found at [www.reliefweb.int](http://www.reliefweb.int).