

Congressional Budget Justification

Department of State, Foreign Operations, and Related Programs



FISCAL YEAR 2024

This page intentionally left blank.

Congressional Budget Justification

Department of State, Foreign Operations, and Related Programs

Table of Contents

Statement of the Secretary of State	i
Summary Budget Table	1
Statement of Performance and Acting on Evidence	8
Summary of Appropriations Table	17
 DEPARTMENT OF STATE AND RELATED AGENCIES	
 I. Department of State	
 <i>A. Administration of Foreign Affairs</i>	
Diplomatic Programs	21
Consular and Border Security Programs	36
IT Central Fund	39
Working Capital Fund	43
Creating Helpful Incentives to Produce Semiconductors (CHIPS)	45
Embassy Security, Construction, and Maintenance	53
Enduring Welcome	54
Office of Inspector General	55
Educational and Cultural Exchange Programs	57
Representation Expenses	62
Emergencies in the Diplomatic and Consular Service	63
Buying Power Maintenance Account	65
Protection of Foreign Missions and Officials	66
Repatriation Loans Program Account	67
Payment to the American Institute in Taiwan	68
 <i>B. International Organizations</i>	
Contributions to International Organizations	69
Contributions for International Peacekeeping Activities	75
 <i>C. International Commissions (Function 300)</i>	
International Boundary and Water Commission	80
IBWC – Salaries and Expenses	80
IBWC – Construction	80
International Fisheries Commissions	82
American Sections	83
International Joint Commission	83
International Boundary Commission	83
North American Development Bank	83

<i>D. Related Programs</i>	
The Asia Foundation	84
East-West Center	85
National Endowment for Democracy	86

<i>E. Trust Funds</i>	
Center for Middle Eastern-Western Dialogue	87
Eisenhower Exchange Fellowship	88
Israeli Arab Scholarship Program	89
International Chancery Center	90
Foreign Service Retirement and Disability Fund	91

<i>F. Related Agencies</i>	
U.S. Agency for Global Media (USAGM)	92
International Broadcasting Operations	92
Broadcasting Capital Improvements	92
United States Institute of Peace	93

FOREIGN OPERATIONS AND RELATED PROGRAMS

Summary Table	95
Foreign Assistance Overview	99

II. United States Agency for International Development	
USAID Operating Expenses	104
USAID Capital Investment Fund	105
USAID Office of Inspector General Operating Expenses	106

III. Bilateral Economic Assistance

<i>A. Bilateral Economic Assistance</i>	
Global Health Programs	107
Development Assistance	114
International Disaster Assistance	118
Transition Initiatives	120
Complex Crises Fund	121
Economic Support Fund	122
Democracy Fund	127
Assistance to Europe, Eurasia, and Central Asia	129
Migration and Refugee Assistance	133
Emergency Refugee and Migration Assistance	135
Food for Peace Title II	136

<i>B. Independent Agencies</i>	
Peace Corps	138
Millennium Challenge Corporation	140
Inter-American Foundation	141
U.S. African Development Foundation	142

<i>C. Department of the Treasury</i>	
International Affairs Technical Assistance	143

IV. International Security Assistance	
International Narcotics Control and Law Enforcement	146
Nonproliferation, Anti-Terrorism, Demining and Related Programs	151
Peacekeeping Operations	156
International Military Education and Training	158
Foreign Military Financing	160
Special Defense Acquisition Fund	163
V. Multilateral Assistance	
Multilateral Development Banks	164
VI. Export and Investment Assistance	
Export-Import Bank of the United States	171
U.S. Trade and Development Agency	172
U.S. Development Finance Corporation	174
MANDATORY FUNDING	
Out-Compete China Mandatory Budget Authority	178
COMMERCE, JUSTICE, SCIENCE, AND RELATED AGENCIES	
International Trade Commission	180
Foreign Claims Settlement Commission	181
ACCOUNT TABLES	
Global Health Programs-USAID	183
Global Health Programs-State	187
Development Assistance	190
Economic Support Fund	194
Assistance to Europe, Eurasia and Central Asia	201
Humanitarian Assistance Accounts	202
International Narcotics Control and Law Enforcement	203
Nonproliferation, Anti-terrorism, Demining and Related Programs	206
Peacekeeping Operations	212
International Military Education and Training	213
Foreign Military Financing	218
International Organizations and Programs	220

Additional volumes to follow:

Congressional Budget Justification

Appendix 1: Department of State Diplomatic Engagement Fiscal Year 2024

Congressional Budget Justification

Appendix 2: Foreign Operations Fiscal Year 2024

Congressional Budget Justification

Appendix 3: Status of Open Government Accountability Office (GAO) and Office of the Inspector General (OIG) Recommendations: Department of State and US Agency for International Development



United States Department of State

Washington, D.C. 20520

The State Department and U.S. Agency for International Development (USAID) led extraordinary global efforts in 2022 and already in 2023 to advance our vision of a free, open, secure, and prosperous world and deliver on the issues that matter most to the lives and livelihoods of Americans. The President’s FY 2024 budget request of \$63.1 billion for the Department of State and USAID will make it possible for us to continue to promote U.S. national interests and lead the world in tackling global challenges.

Looking ahead, we will ensure Russia's unprovoked, unjust aggression against Ukraine remains a strategic failure, while supporting the Ukrainian government and people. This budget request will advance Ukraine’s courageous defense of its sovereignty and territorial integrity and its work to address the humanitarian and economic needs of its people; maintain sanctions on President Putin, Russian officials who are enabling and benefiting from this brutal war, and the core infrastructure of the Russian financial system; and mitigate the consequences of President Putin's war far beyond the region.

We will continue to implement the Administration’s “invest, align, compete” strategy towards the People's Republic of China (PRC), including by strengthening our alliances and partnerships and expanding our presence around the globe where the PRC is exerting its influence. This budget request will allow us to fully implement the Administration’s Indo-Pacific Strategy, which reflects our vision for a region that is free and open, interconnected, prosperous, resilient, and secure. We are significantly expanding the U.S. presence and programs in the Pacific Islands, including the renewal of our Compacts of Free Association and a generational commitment to provide economic assistance and federal programs and services to the Marshall Islands, Micronesia, and Palau. We developed plans for the International Technology Security and Innovation Fund established in the CHIPS Act of 2022, which will sustain and expand our economic and technological influence, make our economy and supply chains more resilient, and sharpen our competitive edge with the PRC.

Success in all our efforts requires our globally deployed workforce to operate on the frontlines of international challenges. We are seeking increased funding for

Diplomatic Security to ensure the safety of our personnel and facilities while enabling robust on-the-ground engagement at over 275 overseas posts and 100 domestic sites; sustain and expand the U.S. presence in the Pacific Islands; and potentially re-establish a diplomatic presence in Libya. The request will also ensure the Department's ability to sustain medical support for the U.S. workforce and provide fair and competitive wages for local guards who help keep our personnel safe around the world.

In all that we do, we will continue to bring to bear all the tools of U.S. diplomacy and development to rally our allies and partners to work alongside us in addressing these issues. Because when we mobilize those who share our interests and values – in governments and multilateral institutions, the private sector, philanthropy, and civil society – we are in a stronger position to ensure our foreign policy delivers for the American people, and people around the world.

In addition to the discretionary request, the President's budget seeks critical resources to out-compete the PRC through mandatory funding to deliver the quality, high -standard infrastructure that countries seek across the Indo-Pacific region through the Partnership for Global Infrastructure and Investment. These resources will help us to deliver on the objectives of our Indo-Pacific Strategy.

Too often, international infrastructure and trade deals are opaque and coercive. They lead to projects that are environmentally destructive and poorly built; import or abuse workers; foster corruption; and burden countries with unmanageable debt. Both mandatory and discretionary Partnership for Global Infrastructure and Investment funds will allow us to demonstrate the United States does it differently from our competitors – making investments that are transparent, high-quality, and sustainable for the planet; empowering local communities and respecting their rights; and yielding more resilient and connected economies.

We learned over the past few years again how integral it is for U.S. foreign policy to focus on the challenges of the global commons. We will spearhead international efforts to bolster economic, energy, food, and health security, mitigate the climate crisis, and address irregular migration – global challenges that increasingly affect Americans at home.

We face an existential climate crisis that can only be addressed through global action in this decisive decade to limit global warming to 1.5 degrees Celsius; beyond this point impacts will become increasingly severe. The President's budget responds to this unparalleled challenge by fulfilling his pledge to work with

Congress to provide over \$11 billion in climate finance annually. This will allow the United States to spur ambitious reductions in greenhouse gas emissions, support the implementation of those reductions, and help more than 500 million people adapt to and manage the impact of climate change.

The President's budget will also support the ongoing U.S. government response to the global food security crisis that is a result of Putin's unprovoked invasion of Ukraine, the lingering effects of COVID-19, and changing weather patterns. Resources will enhance agricultural practices, promote a more resilient agricultural sector, reduce overall agricultural emissions, and integrate nutrition-sensitive approaches.

This request reinforces the United States' commitment to strengthening the Western Hemisphere as a coalition of resilient democracies that deliver security, development, and economic opportunities for the peoples of the Americas, enabling them to be safe in their home countries. Specifically, funding in the request will support a new Americas Partnership Opportunity Fund to build targeted migration management approaches that will stabilize communities and systematize regional responses to migration.

The President's request provides resources to support new opportunities for the Middle East region, including through the newly requested Middle East and North Africa Opportunity Fund, while supporting our enduring commitments to allies and partners in the region, including Israel and Jordan.

In Africa, the request will advance U.S. interests and bolster our partnerships by strengthening democratic institutions, advancing peace and security, countering violent extremism, promoting trade and commercial ties, and creating an enabling environment for investment. All these efforts ensure we uphold our side of our partnership with the African people – including by furthering initiatives that emerged from the Summit for Democracy and the U.S.-Africa Leaders' Summit.

With rising authoritarianism around the world, we must reinforce our support to countries that are experiencing promising moments of democratic opportunity. The President's budget will allow the United States to surge short-and medium-term resources to such countries to bolster democratic resilience.

As complex and protracted conflicts, more frequent and severe natural disasters, the global impacts of Putin's war in Ukraine, and increasing acute food insecurity coincide to drive unprecedented humanitarian need, we must continue to provide

life-saving humanitarian assistance around the world. We will reinvigorate U.S. humanitarian leadership, provide lifesaving assistance, and further Administration priorities related to food security, protection, and migration. This request will enable us to provide emergency food assistance; nutrition; shelter; protection; disaster risk reduction; water, sanitation, and hygiene; health; logistics; coordination; and livelihoods support in response to disasters overseas, including in Türkiye and Syria, the Horn of Africa, and Yemen. It will also promote early recovery, build resilience, and reduce risk in communities vulnerable to recurrent humanitarian crises.

The Department and USAID must continue to invest in our workforce and modernize American diplomacy to meet the tests of the 21st century. The President's request will help us build professional expertise and training capacity in areas critical to U.S. national security in the years ahead, including cyberspace and emerging technologies, climate and clean energy, and economic statecraft, as well as to ensure the Department and USAID continue to attract, retain, and develop a world-class workforce. These efforts require a sustained investment in foundational initiatives to advance diversity, equity, and inclusion; enhance cybersecurity; modernize our technology and communications; and strategically manage our global facility portfolio. And we will drive forward an ambitious effort to modernize American diplomacy and development, focusing on the modernization agenda, to ensure we are equipped to meet the challenges and seize the opportunities of our time.

USAID's Operating Expense request continues its Global Development Partnership Initiative to revitalize the USAID workforce and advance the most critical and effective foreign assistance programs, which will ensure strong stewardship and accountability of U.S. taxpayer dollars. USAID's overall request will also enable the agency to sustain investments in advancing diversity, equity, inclusion, and accessibility; continue initiatives critical to cybersecurity; and increase investments in cyber human capital and infrastructure.

The United States must pay its assessed contributions for multilateral organizations in full and on time. When we pay our bills, we have a greater capacity to shape international institutions, focus them on our priorities, and bring about the reforms we want. By contrast, when we fail to deliver on our financial obligations, our adversaries exploit our late payments to question our credibility and leadership and fill the void. To achieve the President's objective of renewing, strengthening, and leveraging U.S. leadership in multilateral organizations, the President's budget includes funding for the United Nations Educational, Scientific, and Cultural


Organization and peacekeeping arrears, as well as to begin synchronizing contributions to the United Nations.

U.S. leadership in global health and health security protects American lives, sustains U.S. economic progress, and supports the rise of capable local partners who can solve regional and global problems. We must celebrate historic progress while recognizing that significant work remains to ensure a safer and more secure world. The Department and USAID will invest in combating global infectious diseases; strengthening global health security capacity; preventing child and maternal deaths; and, through the President's Global Health Worker Initiative, bolstering the health workforce. These investments are critical to strengthening health systems as they recover from the COVID-19 pandemic and will ensure the world is better prepared to prevent, detect, and respond to future infectious disease threats. Our request expands our support for the Pandemic Fund, which builds on U.S. global health security investments. The Fund provides a structured platform to catalyze funding from other partners and organizations, and it helps us better account for and measure international gaps and gains in global health security and pandemic preparedness.

To ensure that we meet our commitment to our Afghan partners who served alongside us, we are requesting Congress establish an Enduring Welcome account to provide a consolidated, flexible funding source to meet these complex responsibilities.

As always, I thank Congress for your consideration and partnership as we work together to renew and revitalize U.S. leadership in the world, tackle global challenges, and ensure our foreign policy delivers for the American people, in keeping with the President's priorities. We appreciate your continued support in providing resources for the Department of State and USAID to advance the interests, security, and prosperity of the American people.

Sincerely,


Antony J. Blinken

DIPLOMATIC ENGAGEMENT and FOREIGN ASSISTANCE DISCRETIONARY REQUEST FY 2022 - FY 2024

\$ in Thousands

	FY 2022 Actual	FY 2022 Additional Funding Total ¹	FY 2023 Enacted	FY 2023 Additional Funding Total ²	FY 2023 Adjusted Enacted ³	FY 2024 Request	Change from FY 2023 Enacted	Change from FY 2023 Adjusted Enacted Levels
INTERNATIONAL AFFAIRS (Function 150) and International Commissions (Function 300)	58,140,680	29,294,300	61,520,408	21,120,000	63,640,408	70,732,550	9,212,142	7,092,142
INTERNATIONAL AFFAIRS (Function 150 Account) Only	57,959,826	29,294,300	61,327,520	21,120,000	63,447,520	70,560,417	9,232,897	7,112,897
Total - State Department and USAID (including Function 300)	53,485,998	28,619,300	56,006,675	21,115,000	58,121,675	63,070,691	7,064,016	4,949,016
DIPLOMATIC ENGAGEMENT & RELATED ACCOUNTS	16,474,635	851,200	16,611,742	152,554	16,698,796	18,487,579	1,875,837	1,788,783
DIPLOMATIC ENGAGEMENT	15,570,335	826,200	15,681,742	152,554	15,768,796	17,496,979	1,815,237	1,728,183
Administration of Foreign Affairs	11,870,569	826,200	12,308,753	152,554	12,395,807	13,333,764	1,025,011	937,957
State Programs	9,592,139	380,900	9,399,159	147,054	9,486,213	10,491,443	1,092,284	1,005,230
Diplomatic Programs	9,292,139	346,730	9,463,159	147,054	9,550,213	10,433,849	970,690	883,636
Ongoing Operations ⁴	5,503,940	346,730	5,649,452	147,054	5,736,506	6,367,681	718,229	631,175
Worldwide Security Protection	3,788,199	-	3,813,707	-	3,813,707	4,066,168	252,461	252,461
Capital Investment Fund	300,000	34,170	389,000	-	389,000	491,594	102,594	102,594
Consular Border Security Programs	-	-	(453,000)	-	(453,000)	(434,000)	19,000	19,000
of which, Passport Application and Execution Fee (PAEF) Revenue	(400,000)	-	(453,000)	-	(453,000)	(434,000)	19,000	19,000
of which, Passport Application and Execution Fee (PAEF) Spending Authority	400,000	-	-	-	-	250,000	250,000	250,000
of which, Rescission of Unobligated Balances	-	-	-	-	-	(250,000)	(250,000)	(250,000)
Embassy Security, Construction, and Maintenance	1,313,149	110,000	1,915,821	-	1,915,821	1,839,182	(76,639)	(76,639)
Ongoing Operations	850,722	-	902,615	-	902,615	917,381	14,766	14,766
Worldwide Security Upgrades	1,132,427	110,000	1,055,206	-	1,055,206	1,095,801	40,595	40,595
Worldwide Security Upgrades (PY Unobligated Balance Recission)	(670,000)	-	(42,000)	-	(42,000)	(174,000)	(132,000)	(132,000)
Other Administration of Foreign Affairs	965,281	335,300	993,773	5,500	993,773	1,003,139	9,366	9,366
Office of the Inspector General	131,458	8,000	133,700	5,500	133,700	133,670	(30)	(30)
Educational and Cultural Exchange Programs (ECA) ⁵	753,750	9,400	777,500	-	777,500	783,715	6,215	6,215
Representation Expenses	7,415	-	7,415	-	7,415	7,415	-	-

DIPLOMATIC ENGAGEMENT and FOREIGN ASSISTANCE DISCRETIONARY REQUEST FY 2022 - FY 2024

\$ in Thousands

	FY 2022 Actual	FY 2022 Additional Funding Total ¹	FY 2023 Enacted	FY 2023 Additional Funding Total ²	FY 2023 Adjusted Enacted ³	FY 2024 Request	Change from FY 2023 Enacted	Change from FY 2023 Adjusted Enacted Levels
Protection of Foreign Missions and Officials	30,890	-	30,890	-	30,890	30,890	-	-
Emergencies in the Diplomatic and Consular Services ⁶	7,385	317,900	8,885	-	8,885	10,685	1,800	1,800
Buying Power Maintenance Account (BPMA)	-	-	-	-	-	-	-	-
Repatriation Loans Program Account ⁷	1,800	-	1,300	-	1,300	1,800	500	500
Payment to the American Institute in Taiwan	32,583	-	34,083	-	34,083	34,964	881	881
International Organizations	3,161,442	-	2,819,915	-	2,819,915	3,644,583	824,668	824,668
Contributions to International Organizations (CIO)	1,662,928	-	1,438,000	-	1,438,000	1,703,881	265,881	265,881
Contributions for International Peacekeeping Activities (CIPA) ⁸	1,498,514	-	1,481,915	-	1,481,915	1,940,702	458,787	458,787
CIPA Prior Year Rescissions/Transfers			(100,000)		(100,000)	-	100,000	100,000
Related Programs	356,200	-	359,000	-	359,000	345,255	(13,745)	(13,745)
The Asia Foundation	21,500	-	22,000	-	22,000	23,000	1,000	1,000
National Endowment for Democracy	315,000	-	315,000	-	315,000	300,000	(15,000)	(15,000)
East-West Center	19,700	-	22,000	-	22,000	22,255	255	255
Trust Funds	1,270	-	1,186	-	1,186	1,244	58	58
Center for Middle Eastern-Western Dialogue	240	-	177	-	177	203	26	26
Eisenhower Exchange Fellowship Program	170	-	175	-	175	180	5	5
Israeli Arab Scholarship Program	117	-	91	-	91	117	26	26
International Chancery Center	743	-	743	-	743	744	1	1
Foreign Service Retirement and Disability Fund (non-add)	[158,900]		[158,900]	-	[158,900]	[158,900]	-	-
International Commissions (Function 300)	180,854	-	192,888	-	192,888	172,133	(20,755)	(20,755)
International Boundary and Water Commission - Salaries and Expenses	51,970		57,935	-	57,935	64,800	6,865	6,865
International Boundary and Water Commission - Construction	51,030		53,030	-	53,030	40,024	(13,006)	(13,006)
American Sections	15,008	-	16,204	-	16,204	13,505	(2,699)	(2,699)
International Joint Commission	10,802		10,881	-	10,881	11,087	206	206
International Boundary Commission	2,304		2,323	-	2,323	2,418	95	95
Border Environment Cooperation Commission	1,902		3,000	-	3,000	-	(3,000)	(3,000)
International Fisheries Commissions	62,846	-	65,719	-	65,719	53,804	(11,915)	(11,915)

DIPLOMATIC ENGAGEMENT and FOREIGN ASSISTANCE DISCRETIONARY REQUEST FY 2022 - FY 2024

\$ in Thousands

	FY 2022 Actual	FY 2022 Additional Funding Total ¹	FY 2023 Enacted	FY 2023 Additional Funding Total ²	FY 2023 Adjusted Enacted ³	FY 2024 Request	Change from FY 2023 Enacted	Change from FY 2023 Adjusted Enacted Levels
U.S. Agency for Global Media (USAGM)	860,000	25,000	884,700	-	884,700	944,000	59,300	59,300
International Broadcasting Operations	850,300	25,000	875,000	-	875,000	934,300	59,300	59,300
Broadcasting Capital Improvements	9,700	-	9,700	-	9,700	9,700	-	-
Other Programs	54,000	-	55,000	-	55,000	56,300	1,300	1,300
United States Institute of Peace	54,000	-	55,000	-	55,000	56,300	1,300	1,300
FOREIGN OPERATIONS	39,464,911	28,343,100	42,760,731	20,912,446	44,738,677	50,061,930	7,301,199	5,323,253
U.S Agency for International Development	1,974,147	47,000	2,082,950	13,000	2,082,950	2,293,036	210,086	210,086
USAID Operating Expenses (OE)	1,635,947	42,000	1,743,350	5,000	1,743,350	1,902,836	159,486	159,486
USAID Capital Investment Fund (CIF)	258,200	-	259,100	-	259,100	304,700	45,600	45,600
USAID Inspector General Operating Expenses	80,000	5,000	80,500	8,000	80,500	85,500	5,000	5,000
Bilateral Economic Assistance	25,012,298	22,459,900	27,044,646	20,339,450	28,947,596	31,958,747	4,914,101	3,011,151
Global Health Programs (USAID and State)	9,830,000	-	10,560,950	-	10,560,950	10,928,000	367,050	367,050
Global Health Programs - USAID	[3,880,000]	-	[4,165,950]	-	[4,165,950]	[4,058,000]		
Global Health Programs - State	[5,950,000]	-	[6,395,000]	-	[6,395,000]	[6,870,000]		
Development Assistance (DA)	4,140,494	-	4,368,613	-	4,368,613	5,425,697	1,057,084	1,057,084
International Disaster Assistance (IDA)	3,905,460	7,398,000	3,905,460	937,902	4,543,362	4,699,362	793,902	156,000
Transition Initiatives (TI)	80,000	120,000	80,000	50,000	80,000	102,000	22,000	22,000
Complex Crises Fund (CCF)	60,000	-	60,000	-	60,000	60,000	-	-
Economic Support Fund (ESF) ⁵	4,099,000	9,387,000	4,301,301	17,466,500	4,301,301	5,391,491	1,090,190	1,090,190
Economic Support Fund Rescission	(855,644)						-	-
Estimated Transfer of ESF to Development Finance Corporation (DFC)	[50,000]	-	[50,000]	-	[50,000]	[50,000]	-	-
Democracy Fund	340,700		355,700	-	355,700	290,700	(65,000)	(65,000)
Assistance for Europe, Eurasia & Central Asia (AEECA) ⁵	500,000	1,113,800	500,334	350,000	850,334	1,049,497	549,163	199,163
Migration and Refugee Assistance (MRA)	2,912,188	2,165,000	2,912,188	1,535,048	3,827,236	3,912,000	999,812	84,764
U.S. Emergency Refugee and Migration Assistance (ERMA)	100	2,276,100	100	-	100	100,000	99,900	99,900
Independent Agencies	819,500	-	1,352,500	-	1,352,500	1,666,000	313,500	313,500
Peace Corps	410,500	-	430,500	-	430,500	495,000	64,500	64,500
Peace Corps Rescission	(70,000)	-	-	-	-	-	-	-
Millennium Challenge Corporation	912,000	-	930,000	-	930,000	1,073,000	143,000	143,000

DIPLOMATIC ENGAGEMENT and FOREIGN ASSISTANCE DISCRETIONARY REQUEST FY 2022 - FY 2024

\$ in Thousands

	FY 2022 Actual	FY 2022 Additional Funding Total ¹	FY 2023 Enacted	FY 2023 Additional Funding Total ²	FY 2023 Adjusted Enacted ³	FY 2024 Request	Change from FY 2023 Enacted	Change from FY 2023 Adjusted Enacted Levels
Millennium Challenge Corporation Rescission	(515,000)		(100,000)		(100,000)		100,000	100,000
Inter-American Foundation	42,000	-	47,000	-	47,000	52,000	5,000	5,000
U.S. African Development Foundation	40,000	-	45,000	-	45,000	46,000	1,000	1,000
Department of Treasury	105,000	-	110,000	-	110,000	112,000	2,000	2,000
International Affairs Technical Assistance	38,000	-	38,000	-	38,000	45,000	7,000	7,000
Debt Restructuring	67,000	-	72,000	-	72,000	67,000	(5,000)	(5,000)
International Security Assistance	8,766,218	5,186,200	8,938,737	559,996	9,013,733	9,036,079	97,342	22,346
International Narcotics Control and Law Enforcement (INCLE)	1,391,004	430,000	1,391,004	374,996	1,466,000	1,484,400	93,396	18,400
International Narcotics Control and Law Enforcement Rescission	(105,000)	-	-	-	-	(40,000)	(40,000)	(40,000)
Global Security Contingency Fund (GSCF) Rescission	(28,135)	-	-	-	-	-	-	-
Nonproliferation, Anti-Terrorism, Demining and Related Programs (NADR)	900,000	106,200	921,000	105,000	921,000	921,247	247	247
Peacekeeping Operations (PKO)	455,000		460,759	-	460,759	420,458	(40,301)	(40,301)
International Military Education and Training (IMET)	112,925		112,925	-	112,925	125,425	12,500	12,500
Foreign Military Financing (FMF)	6,040,424	4,650,000	6,053,049	80,000	6,053,049	6,124,549	71,500	71,500
Multilateral Assistance	2,272,460	650,000	2,743,115	-	2,743,115	4,411,208	1,668,093	1,668,093
International Organizations and Programs	423,000		508,600	-	508,600	485,850	(22,750)	(22,750)
Multilateral Development Banks and Related Funds	1,849,460	650,000	2,234,515	-	2,234,515	3,925,358	1,690,843	1,690,843
International Bank for Reconstruction and Development	206,500	500,000	206,500	-	206,500	233,322	26,822	26,822
International Development Association (IDA)	1,001,400	-	1,430,256	-	1,430,256	1,479,256	49,000	49,000
African Development Bank	54,649	-	54,649	-	54,649	54,649	-	-
African Development Fund (AfDF)	211,300	-	171,300	-	171,300	224,000	52,700	52,700
Asian Development Bank Programs	-	-	-	-	-	119,378	119,378	119,378
Asian Development Fund	53,323	-	43,610	-	43,610	107,220	63,610	63,610
Inter-American Development Bank	-	-	-	-	-	75,000	75,000	75,000
Global Environment Facility (GEF)	149,288	-	150,200	-	150,200	168,700	18,500	18,500
Green Climate Fund (Treasury Contribution)	-	-	-	-	-	800,000	800,000	800,000
Climate Investment Funds	125,000	-	125,000	-	125,000	425,000	300,000	300,000
MDB Climate Trust Funds and Facilities	-	-	-	-	-	27,000	27,000	27,000
Quality Infrastructure	-	-	-	-	-	40,000	40,000	40,000

DIPLOMATIC ENGAGEMENT and FOREIGN ASSISTANCE DISCRETIONARY REQUEST FY 2022 - FY 2024
\$ in Thousands

	FY 2022 Actual	FY 2022 Additional Funding Total ¹	FY 2023 Enacted	FY 2023 Additional Funding Total ²	FY 2023 Adjusted Enacted ³	FY 2024 Request	Change from FY 2023 Enacted	Change from FY 2023 Adjusted Enacted Levels
Treasury International Assistance Programs	-	-	-	-	-	50,000	50,000	50,000
International Fund for Agricultural Development	43,000	-	43,000	-	43,000	81,833	38,833	38,833
Global Agriculture and Food Security Program	5,000	150,000	10,000	-	10,000	40,000	30,000	30,000
International Monetary Fund	102,000	-	20,000	-	20,000	-	(20,000)	(20,000)
Export & Investment Assistance	515,288	-	488,783	-	488,783	584,860	96,077	96,077
Export-Import Bank	92,000	-	(215,800)	-	(215,800)	(38,840)	176,960	176,960
Export-Import Bank Rescission	-	-	-	-	-	(59,000)	(59,000)	(59,000)
Development Finance Corporation (DFC)	343,788	-	617,583	-	617,583	565,200	(52,383)	(52,383)
Estimated Transfer of ESF to Development Finance Corporation (DFC)	[50,000]	-	[50,000]	-	[50,000]	[50,000]	-	-
U.S. Trade and Development Agency	79,500	-	87,000	-	87,000	117,500	30,500	30,500
Related International Affairs Accounts	112,434	-	124,904	-	124,904	130,010	5,106	5,106
International Trade Commission	110,000	-	122,400	-	122,400	127,400	5,000	5,000
Foreign Claims Settlement Commission	2,434	-	2,504	-	2,504	2,610	106	106
Department of Agriculture	1,977,000	100,000	1,993,331	55,000	2,048,331	2,043,331	50,000	(5,000)
P.L. 480, Title II	1,740,000	100,000	1,750,000	50,000	1,800,000	1,800,000	50,000	-
McGovern-Dole International Food for Education and Child Nutrition Programs	237,000	-	243,331	5,000	248,331	243,331	-	(5,000)

Footnotes

^{1/} FY 2022 Additional Funding includes Afghanistan #1 (P.L. 117-43), Afghanistan #2 (P.L. 117-70), Ukraine #1 (P.L. 117-103, Div. N) and Ukraine #2 (P.L. 117-128). See accompanying table for details.

^{2/} FY 2023 Additional Funding includes Ukraine #3 (P.L. 117-180, Div. B) and Ukraine #4 (P.L. 117-328, Div. M). See accompanying table for details.

^{3/} FY 2023 Adjusted Enacted includes \$2.12 billion in emergency funding that was shifted from the base in the FY 2023 Omnibus.

^{4/} FY 2022 Actuals include \$114 million transferred in from the Buying Power Maintenance Account, \$100,000 transferred in from CIPA and \$750,000 transferred out to the Educational and Cultural Exchanges Programs Account.

^{5/} FY 2022 Actuals include \$750,000 transferred in from the Diplomatic Programs Account.

^{6/} FY 2022 Actuals include \$500,000 transferred out to Repatriation Loan Program Account.

^{7/} FY 2022 Actuals include \$500,000 transferred in from the Emergencies in the Diplomatic and Consular Services Account.

^{8/} FY 2022 Actuals include \$100,000 transferred out to the Diplomatic Programs Account.

DIPLOMATIC ENGAGEMENT and FOREIGN ASSISTANCE REQUEST FY 2022 - FY 2023 ADDITIONAL APPROPRIATIONS

\$ in Thousands

	FY 2022 Afghanistan #1 (P.L. 117-43)	FY 2022 Afghanistan #2 (P.L. 117-70)	FY 2022 Ukraine 1 Supplemental (P.L. 117-103) ¹	FY 2022 Ukraine 2 Supplemental (P.L. 117-128) ²	FY 2022 Additional Funding Total	FY 2023 Ukraine 3 Supplemental (P.L. 117-180) ³	FY 2023 Ukraine 4 Supplemental (P.L. 117-328) ⁴	Of Which, FY 2023 Ukraine 4 Supplemental - Adjusted Base to Emergency (non-add) ⁵	FY 2023 Additional Funding Total
INTERNATIONAL AFFAIRS (Function 150) and International Commissions (Function 300)	2,168,000	1,280,300	6,900,000	18,946,000	29,294,300	4,500,000	16,620,000	2,120,000	21,120,000
INTERNATIONAL AFFAIRS (Function 150 Account) Only	2,168,000	1,280,300	6,900,000	18,946,000	29,294,300	4,500,000	16,620,000	2,120,000	21,120,000
Total - State Department and USAID (including Function 300)	2,168,000	1,280,300	6,875,000	18,296,000	28,619,300	4,500,000	16,615,000	2,115,000	21,115,000
DIPLOMATIC ENGAGEMENT & RELATED ACCOUNTS	276,900	80,300	180,000	314,000	826,200	-	152,554	87,054	152,554
DIPLOMATIC ENGAGEMENT	276,900	80,300	155,000	314,000	826,200	-	152,554	87,054	152,554
Administration of Foreign Affairs	276,900	80,300	155,000	314,000	826,200	-	152,554	87,054	152,554
State Programs	-	44,300	146,000	190,600	380,900	-	147,054	87,054	147,054
Diplomatic Programs	-	44,300	121,830	180,600	346,730	-	147,054	87,054	147,054
Ongoing Operations	-	44,300	121,830	180,600	346,730	-	147,054	87,054	147,054
Capital Investment Fund	-	-	24,170	10,000	34,170	-	-	-	-
Embassy Security, Construction, and Maintenance	-	-	-	110,000	110,000	-	-	-	-
Ongoing Operations	-	-	-	-	-	-	-	-	-
Worldwide Security Upgrades	-	-	-	110,000	110,000	-	-	-	-
Other Administration of Foreign Affairs	276,900	36,000	9,000	13,400	335,300	-	5,500	-	5,500
Office of the Inspector General	-	-	4,000	4,000	8,000	-	5,500	-	5,500
Educational and Cultural Exchange Programs	-	-	-	9,400	9,400	-	-	-	-
Representation Expenses	-	-	-	-	-	-	-	-	-
Protection of Foreign Missions and Officials	-	-	-	-	-	-	-	-	-
Emergencies in the Diplomatic and Consular Services	276,900	36,000	5,000	-	317,900	-	-	-	-
U.S. Agency for Global Media (USAGM)	-	-	25,000	-	25,000	-	-	-	-
International Broadcasting Operations	-	-	25,000	-	25,000	-	-	-	-
FOREIGN OPERATIONS	1,891,100	1,200,000	6,620,000	18,632,000	28,343,100	4,500,000	16,412,446	1,977,946	20,912,446
U.S Agency for International Development	-	-	29,000	18,000	47,000	-	13,000	-	13,000
USAID Operating Expenses (OE)	-	-	25,000	17,000	42,000	-	5,000	-	5,000
USAID Inspector General Operating Expenses	-	-	4,000	1,000	5,000	-	8,000	-	8,000
Bilateral Economic Assistance	1,891,100	1,200,000	5,904,800	13,464,000	22,459,900	4,500,000	15,839,450	1,902,950	20,339,450
International Disaster Assistance (IDA)	400,000	-	2,650,000	4,348,000	7,398,000	-	937,902	637,902	937,902
Transition Initiatives (TI)	-	-	120,000	-	120,000	-	50,000	-	50,000
Economic Support Fund (ESF)	-	-	621,000	8,766,000	9,387,000	4,500,000	12,966,500	-	17,466,500

DIPLOMATIC ENGAGEMENT and FOREIGN ASSISTANCE REQUEST FY 2022 - FY 2023 ADDITIONAL APPROPRIATIONS

\$ in Thousands

	FY 2022 Afghanistan #1 (P.L. 117-43)	FY 2022 Afghanistan #2 (P.L. 117-70)	FY 2022 Ukraine 1 Supplemental (P.L. 117-103) ¹	FY 2022 Ukraine 2 Supplemental (P.L. 117-128) ²	FY 2022 Additional Funding Total	FY 2023 Ukraine 3 Supplemental (P.L. 117-180) ³	FY 2023 Ukraine 4 Supplemental (P.L. 117-328) ⁴	Of Which, FY 2023 Ukraine 4 Supplemental - Adjusted Base to Emergency (non-add) ⁵	FY 2023 Additional Funding Total
Assistance for Europe, Eurasia & Central Asia (AEECA)	-	-	1,113,800	-	1,113,800	-	350,000	350,000	350,000
Migration and Refugee Assistance (MRA)	415,000	-	1,400,000	350,000	2,165,000	-	1,535,048	915,048	1,535,048
U.S. Emergency Refugee and Migration Assistance (ERMA)	1,076,100	1,200,000	-	-	2,276,100	-	-	-	-
International Security Assistance	-	-	686,200	4,500,000	5,186,200	-	559,996	74,996	559,996
International Narcotics Control and Law Enforcement (INCLE)	-	-	30,000	400,000	430,000	-	374,996	74,996	374,996
Nonproliferation, Anti-Terrorism, Demining and Related Programs (NADR)	-	-	6,200	100,000	106,200	-	105,000	-	105,000
Foreign Military Financing (FMF)	-	-	650,000	4,000,000	4,650,000	-	80,000	-	80,000
Multilateral Assistance	-	-	-	650,000	650,000	-	-	-	-
Multilateral Development Banks and Related Funds	-	-	-	650,000	650,000	-	-	-	-
International Bank for Reconstruction and Development	-	-	-	500,000	500,000	-	-	-	-
Global Agriculture and Food Security Program	-	-	-	150,000	150,000	-	-	-	-
Department of Agriculture	-	-	100,000	-	100,000	-	55,000	55,000	55,000
P.L. 480, Title II	-	-	100,000	-	100,000	-	50,000	50,000	50,000
McGovern-Dole International Food for Education and Child Nutrition Programs	-	-	-	-	-	-	5,000	5,000	5,000

Footnotes

¹FY 2022 Ukraine 1 is the March 2022 Ukraine Supplemental Appropriations Act, 2022 (FY 2022 USAA; P.L. 117-103, Div. N); \$6.2 million was transferred from AEECA to NADR and \$26.0 million was transferred from ESF to Diplomatic Programs.

²FY 2022 Ukraine 2 is the May 2022 Ukraine Supplemental Appropriations Act, 2022 (FY 2022 AUSAA; P.L. 117-128).

³FY 2023 Ukraine 3 is the September 2022 Ukraine Supplemental Appropriations Act, 2023 (FY 2023 USAA; P.L. 117-180 Div. B).

⁴FY 2023 Ukraine 4 is the December 2022 Ukraine Supplemental Appropriations Act, 2023 (FY 2023 AUSAA; P.L. 117-328, Div. M).

⁵ FY 2023 Adjusted Enacted includes \$2.12 billion in emergency funding that was shifted from the base in the FY 2023 Omnibus.

STATEMENT OF PERFORMANCE AND ACTING ON EVIDENCE

Statement of Performance

The Department of State (the Department) and the U.S. Agency for International Development (USAID) implement planning and performance processes to enhance U.S. foreign policy in support of the National Security Strategy, the Biden-Harris Administration's top foreign policy priorities, and the United States' development and humanitarian goals. The Department's and USAID's policies accord with key laws, including the Government Performance and Results Act Modernization Act of 2010 (GPRAMA), the Foreign Aid Transparency and Accountability Act of 2016 (FATAA), the Program Management Improvement Accountability Act of 2016 (PMIAA), and the Foundations for Evidence-Based Policymaking Act of 2018 (Evidence Act). The Department and USAID coordinate strategic planning and performance management at the agency, bureau, and country levels to efficiently and effectively achieve the United States' foreign policy priorities. Performance and planning processes are directly linked to the Fiscal Year 2022-2026 State-USAID Joint Strategic Plan (JSP).

Strategic Planning and Progress Reviews

The Department and USAID use strategic planning to articulate priorities, advance U.S. foreign policy, and provide greater transparency and accountability to the American people. Strategic plans are the basis for mission and bureau resource requests, inform the Department and USAID's Congressional Budget Justification (CBJ), and provide a framework through which the Department and USAID collaborate and monitor progress.

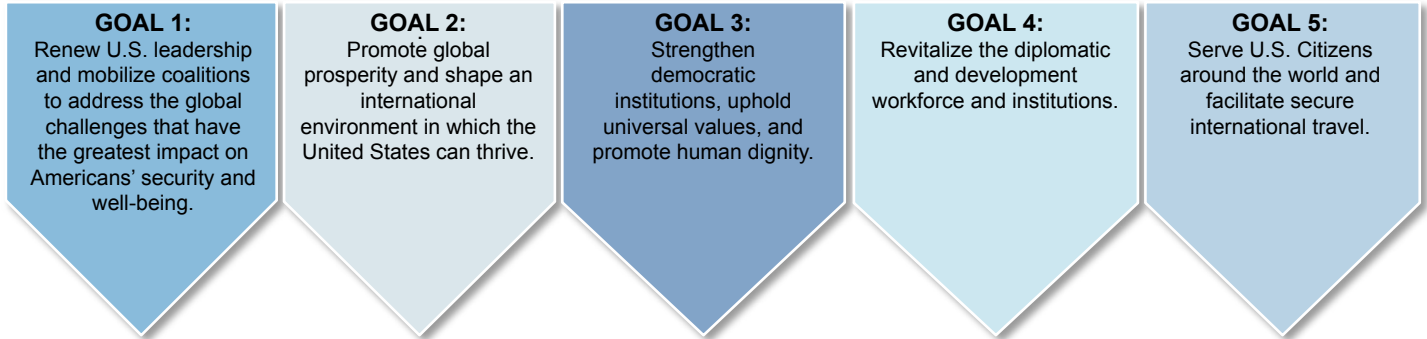
The JSP guides the Department's and USAID's bureau and mission strategic plans for FY 2022 through FY 2026. The JSP is also the management tool both organizations use to measure their progress on their diplomatic and development objectives. The JSP is informed by leadership priorities, applicable Executive Orders, Presidential directives and policies, and the National Security Strategy. Feedback received from the National Security Council staff, the Office of Management and Budget, and Congressional oversight committees was also integrated into the JSP. The JSP Framework, which comprises five overarching goals and 19 objectives, is shown on the following page.

The Department and USAID use the JSP as a guide to develop and tailor bureau and country-level strategies for geographic context and cross-cutting priorities. The Department and USAID use these strategies to inform program, policy, and activity planning, and specify performance metrics to measure progress.

Country-level strategies are flexible and dynamic learning and management tools that the Department and USAID can adjust to respond to new policy priorities and emerging evidence. Department and USAID policies require regular progress reviews such as USAID's annual portfolio reviews and the Department's strategy implementation and progress reviews to reflect on progress toward achieving country strategic objectives. Missions and bureaus refer to the Administration's strategic priorities included in their strategies to inform and prioritize resource requests in the annual Bureau Resource Requests (BRRs) and Mission Resource Requests (MRRs).



FY 2022-2026 JOINT STRATEGIC PLAN FRAMEWORK



Objective 1.1: Strengthen global health security, combat infectious disease threats, and address priority global health challenges through bilateral engagement and within multilateral fora.	Objective 2.1: Promote a global economy that creates opportunities for all Americans.	Objective 3.1: Promote good governance and defend strong, accountable, and resilient democracies that deliver for their citizens.	Objective 4.1: Build and equip a diverse, inclusive, resilient, and dynamic workforce.	Objective 5.1: Support and serve American citizens traveling or residing abroad.
Objective 1.2: Secure ambitious climate mitigation and adaptation outcomes, including supporting effective Paris Agreement implementation.		Objective 2.2: Support inclusive and sustainable economic growth and opportunity for communities around the globe.		
Objective 1.3: Reinvigorate U.S. humanitarian leadership and provide lifesaving protection and assistance in response to international disasters and humanitarian crises overseas.	Objective 2.3: Support U.S. technological leadership, strengthen competitiveness, and enhance and protect the U.S. innovation base while leveraging technology to improve lives around the world.	Objective 3.3: Prevent, expose, and reduce corruption.	Objective 4.2: Modernize IT and leverage data to inform decision-making and support mission delivery.	
Objective 1.4: Lead allies and partners to address shared challenges and competitors; prevent, deter, and resolve conflicts; and promote international security.	Objective 2.4: Strengthen U.S. and global resilience to economic, technological, environmental, and other systemic shocks.	Objective 3.4: Promote a safe, humane, and orderly immigration and asylum system, address the root causes of irregular migration collaboratively with our partners, and enhance protections for refugees and displaced persons.	Objective 4.3: Protect our personnel, information, and physical infrastructure from 21st century threats.	
Objective 1.5: Enhance foreign publics' understanding of and support for the values and policies of the United States.		Objective 3.5: Improve inclusive and equitable health, education, and livelihood services, especially for women, youth, and marginalized groups.		

Performance Management

Sound strategic planning, program design, and performance management are the basis for the effective and efficient use of State Department resources to achieve the United States' strategic goals. Program design articulates how the Department plans to achieve the strategic goals for a sector, region, or country; and performance management enables the Department to assess the extent to which their efforts are working and why. The Department's Program and Project Design, Monitoring, and Evaluation Policy details how to implement these principles. Their implementation helps the Department better understand what is and is not working and what might be changed to achieve more effective outcomes. To that end, the Department's policy requires all programs to document goals, objectives, and monitoring and evaluation plans and requires all bureaus and independent offices to conduct evaluations, disseminate, and use performance data and evaluation findings. The Department's Program Design and Performance Management Toolkit supports the implementation of these performance principles.

USAID implements an integrated Program Cycle Operational Policy, which is USAID's framework for strategically planning, implementing, assessing, and adapting programs that support countries to advance their development outcomes. The Program Cycle provides policy and procedures for making strategic programming decisions to ensure effective use of foreign assistance resources. USAID integrates continuous learning throughout all Program Cycle components to manage programs adaptively and achieve better results. By robustly monitoring and evaluating programs, USAID generates evidence on progress in achieving short- and long-term objectives. USAID also implements Mission-wide Performance Management Plans (PMPs) to ensure USAID effectively monitors, evaluates, learns from, and adapts its country programs.

Agency Priority Goals and Performance Reporting

The Department and USAID also developed a new set of Agency Priority Goals (APGs) to support the JSP. The Department and USAID identified three joint APGs and worked in close collaboration to implement and track progress on APGs for HIV/AIDS; Climate Change; and Diversity, Equity, Inclusion, and Accessibility in the Workforce. In addition, representing agency leadership's key priorities for improvement, the Department also has four State-only APGs including Data Informed Diplomacy; Cybersecurity; Equity Across Foreign Affairs Work; and Enhancing Security Monitoring Solutions; USAID has four USAID-only APGs: Resilience and Food Security; Preventing Child and Maternal Deaths; Diversity, Equity, Inclusion, and Accessibility (DEIA) in USAID Programs; and Democracy and Governance.

Both agencies also jointly establish an Annual Performance Plan (APP), which outlines how they will assess progress toward their JSP objectives. Both agencies also qualitatively and quantitatively analyze and report on their progress implementing the JSP through the joint Annual Performance Report (APR). Missions and Embassies report annually on Standard Foreign Assistance Indicators, and both track evaluations they have planned, that are ongoing, and that they have completed each fiscal year. The Department and USAID will publish the joint FY 2024 APP/FY 2022 APR in May 2023 on www.state.gov and www.USAID.gov.

Acting on Evidence

State and USAID collect and use data and evidence to improve how effectively and efficiently they implement their program and manage their operations, to ensure they are accountable to stakeholders, and to support organizational learning and decision-making.

U.S. Department of State

Build a Learning and Data-Centric Culture: Implementing the Evidence Act

Following enactment of the Foundations for Evidence-Based Policymaking Act (Public Law No. 115-435) (Evidence Act) in 2019, the Department engaged with leadership, performance, and evaluation professionals across the Department to implement this groundbreaking legislation to advance evidence-building in the Federal government by improving access to data and expanding evaluation capacity. The Department published its inaugural Learning Agenda in May 2022 (Learning Agenda 2022-2026) and held a public launch in June of the same year. Implementing the more than 140 evidence-building activities (“learning activities”) across most Department bureaus began earlier in the winter of 2021. Department of State regional and functional bureaus completed multiple learning activities during the Learning Agenda’s first year providing critical evidence to senior diplomatic leaders to frame policy decisions at the Department on issues such as internet freedom, rule of law, advancing equity in diplomatic engagement, digital diplomacy, global health, climate, and anti-corruption, among others. Learning activities highlights include the following completed and ongoing efforts:

- To achieve the Department’s mission, bureaus rely on multiple tools to communicate with their workforce and diplomatic counterparts overseas. To hone the efficacy of some of these tools and processes, the Department analyzed data of diplomatic cables and their responses as part of the Multilateralism Data Campaign. In addition to enhancing the transparency of the demarche process from start to finish, these advanced analytics have highlighted the need to improve cable coding and demarche standard operating procedures at the Department.
- The Department completed audience research in several countries to ascertain foreign publics’ understanding of climate change and to test the effectiveness of various messages at influencing attitudes on the issue of climate change. Lessons learned from the study are now being incorporated into new messaging.
- A project to examine the health of social movements in semi-authoritarian or backsliding democracies included the application of a self-assessment tool designed to strengthen these same movements. The tool facilitated the inclusion of issues faced by marginalized communities by the social movement actors and enabled these communities to organize strategically to pursue human rights and democratic change as part of a more inclusive and powerful whole.
- A case study looked at U.S. multilateral efforts to combat the international synthetic opioid crisis—a major global public health issue. The study generated evidence which is now informing the Secretary and the Department’s continuing engagement efforts on this dangerous issue, as well as other global public health issues.
- The Department completed an evaluation to assess the effectiveness of a media campaign of a digital diplomacy initiative in Latin America by employing a counterfactual and looking at longitudinal effects. As a result, the Department is using lessons learned to improve digital diplomacy initiatives in other regions.
- Through the ongoing “Data for the Decisive Decade” Climate Data Campaign, the Department is developing a portfolio of data products to more strategically, effectively, and efficiently shape a global response to the climate crisis that keeps a safe climate future within reach and helps more than half a billion people build resilience to climate impacts. This enables U.S. diplomats to have comprehensive information readily available on key metrics, saving hours of employee time. The portfolio of data products incorporates key data elements around mitigation, adaptation,

programming, and integration to visualize how United States Government activity aligns with country need. The Department is using these products to test what combination of climate diplomacy tools is most effective at addressing the climate crisis while minimizing time spent on manual reviews.

The Department also published a Capacity Assessment analyzing the extent to which bureaus can generate and apply evidence through performance monitoring, evaluation, and research and analysis. The Department also produces an Annual Evaluation Plan. Together, with the Learning Agenda, these three documents catalogue plans for research and evidence synthesis relevant to the Department's mission and assess the Department's ability to carry out evidence-building activities. All three documents are available on [State.gov](#) and [Evaluation.gov](#). The Department's Performance Improvement Officer, Director of Foreign Assistance, Chief Data Officer, Statistical Official, and co-Evaluation Officers collaborate on Evidence Act implementation activities through frequent consultations and progress reviews.

In addition to accomplishments aligned to enhance evidence-based decision-making, the Department has made significant strides in its use of data. As an active member of the Interagency Council on Statistical Policy and in the Federal Chief Data Officer Council, the Department has continued to improve its data practices and quality in line with federal mandates, its interagency peers, and the needs of its mission. As the Department builds a culture of data-informed diplomacy, it has created opportunities to make data assets more accessible across the agency, increased data literacy at all levels within the existing workforce and recruited high-end data talent through multiple hiring mechanisms. Over 6,000 employees have been trained in the Foreign Service Institute's suite of seven data science educational opportunities sponsored by the Chief Data Officer (CDO).

As part of the Secretary's Modernization Agenda priorities, the Department is piloting a new program for six bureaus to establish bureau-level CDOs, with the plan to further broaden dedicated data expertise to inform policy and management decision making. While addressing Evidence Act requirements, the Bureau Chief Data Officers (BCDOs) will support bureau leadership by infusing evidence into decision making, leading analytic efforts, managing data assets, and advancing enterprise data alignment through coordinated processes and infrastructure. After piloting this effort in FY 2023, the Department expects to expand the BCDO program to additional bureaus in FY 2024.

Furthermore, through the implementation of the Department's first-ever Enterprise Data Strategy, the Department's foreign policy and management experts have successfully leveraged data science, data policy, and data technology expertise to make higher-quality data and data assets more widely available to the Department's workforce, senior leadership, and the public.

Produce evaluations of programs, projects, and processes

In FY 2022, the Department completed 14 evaluations of Diplomatic Engagement-funded programs and 23 evaluations of foreign assistance-funded programs. Findings and recommendations from evaluation reports are tracked and implemented within their commissioning bureau and are used to improve the bureaus' effectiveness.

Build staff capacity to use data and evidence throughout the planning, performance management, project management and evaluation processes

The Department provides training courses and technical assistance to help staff integrate data and evidence into each stage of our work. The Department revised the Strategic Planning and Performance Management course, relaunched in February 2023, to better reflect current learning needs, which will

increase the number of staff with skills in strategic planning, program design, and performance assessment. The Managing Evaluations course is now offered in a distance learning format. In addition, the Department introduced an Integrated Country Strategy implementation regional course to strengthen skills at post in the implementation and management of their new strategies. Technical assistance from skilled staff as well as toolkits for strategic planning, program design, performance management, and evaluation are easily accessible and proactively offered through multiple forums. Consistent with the FATAA, foreign assistance management tools are available through the [Foreign Assistance Resource Library](#) (FARL). Foreign assistance evaluations are posted publicly on the FARL's [Foreign Assistance Evaluations](#) page.

Conduct Resourcing Strategy Reviews

The Department began a strategy and resource review process in 2019 to inform development of the annual budget request, which continued through 2022. This process used data and evidence to highlight the relationship between strategic priorities, performance, and resource allocations. The Department continues to refine the process to enable senior leadership of the Department and USAID to better assess progress on our core strategies and how the allocation of resources is advancing the Administration's foreign policy and assistance priorities. These reviews are jointly conducted with USAID and serve as our Annual Strategic Review required by GPRAMA and OMB circular A-11.

Improving Access to and Quality of Foreign Assistance Data

The State Department and USAID jointly launched a new, consolidated [ForeignAssistance.gov](#) website in August 2021, that provides a single, public-facing view of U.S. foreign assistance data. It is the U.S. government's flagship website for making U.S. foreign assistance data available to the public. It serves as the central resource for budgetary and financial data produced by U.S. government agencies that manage foreign assistance portfolios. In keeping with the U.S. government's commitment to transparency, [ForeignAssistance.gov](#) presents U.S. foreign assistance in accurate and understandable terms.

The updated website is consistent with transparency standards and reporting requirements, including the FATAA, Foundations for Evidence-Based Policymaking Act, and Office of Management and Budget (OMB) Bulletin 12-01. More than 160,000 users have viewed the site more than 750,000 times since its launch. The website will continue to collect and publish foreign assistance data from more than 20 U.S. government agencies that manage foreign assistance programs. In FY 2021, State and USAID created a joint Foreign Assistance Data and Reporting Team (FA-DART) to support consolidating [ForeignAssistance.gov](#) and [Explorer.USAID.gov](#).

U.S. Agency for International Development

USAID is recognized by external organizations like Results for America, and by reports published by the Government Accountability Office and the White House's Office of Management and Budget, as a leader among federal agencies in building and acting on evidence for decision-making. USAID's [Program Cycle Operational Policy \(ADS 201\)](#) is the foundation for USAID implementing the FATAA and the Evidence Act. Through the Program Cycle Policy, USAID helps ensure it bases its country strategies, projects, and activities on evidence, monitors and evaluates their effectiveness, and strives to achieve sustainable development results. As part of implementing the Evidence Act, USAID prioritizes nine learning questions in the Agency Learning Agenda (ALA) for 2022 to 2026 and addresses them through USAID's Annual Evaluation Plan and other learning investments. An operational excellence learning agenda feeds into the ALA and is informed by our annual customer service survey. In addition, USAID's newly established Office of the Chief Economist is charged with the mandate to increase the use of cost

effectiveness evidence to inform strategy and activity design and to build USAID capacity to design and carry out impact evaluations and experimental operations research which employ insights from behavioral science.

Progress Building and Using Evidence in Decision-Making

USAID used leading practices to develop its FY 2022-2026 ALA, which included coordinating and collaborating with key stakeholders to assess existing evidence and prioritize new evidence needs.¹ In its ALA, USAID includes nine learning questions that focus on the Administration's highest policy priorities. USAID's ALA aligns with policy priorities within the JSP and the forthcoming USAID Policy Framework. Since launching the ALA in May 2022, USAID is implementing its ALA through a series of key activities, which include coordination meetings with stakeholders, quarterly peer learning events and learning digests, an annual set of events to synthesize and share learning and evidence, and ongoing support to Missions and activities. USAID held two peer learning events in 2022 focused on migration and locally led development. USAID is currently planning for annual Agency Learning and Evidence events in early 2023 which will convene internal and external stakeholders to share and discuss evidence. Together, through its ALA activities, USAID engages key stakeholders in building and using evidence to inform decisions to help the Agency achieve its highest policy priorities.

Recent Major Progress in Building Evidence, Advancing the Use of Evidence in Decision Making, and Increasing the Agency's Capacity to Build and Use Evidence

In FY 2021, USAID commissioned 97 program evaluations that were completed. This was a significant drop from 154 evaluations completed in FY 2020, primarily due to the COVID-19 pandemic, which affected USAID's ability to implement its evaluation activities. In FY 2022, USAID published a Capacity Assessment for Evaluation, Research, Statistics, and other Analysis, through which USAID assessed its ability and infrastructure to conduct evidence building activities like foundational fact finding, performance measurement, policy analysis, and program evaluation. In its Capacity Assessment, USAID demonstrates that the evaluations its Operating Units (OUs) conduct cover the range of the Agency's foreign assistance programs. USAID also produces an agency-wide Annual Evaluation Plan that describes significant evaluation activities the Agency plans to conduct each fiscal year. In the FY 2023 Annual Evaluation Plan, USAID identified 33 significant evaluations of Agency activities across 17 OUs, which USAID plans to begin or will complete in FY 2023. USAID defines "significant evaluations" as evaluations that will help USAID answer an ALA question and that are: (1) performance evaluations of activities with a budget of \$40 million or more; or (2) impact evaluations, regardless of the activity budget; or (3) ex-post evaluations regardless of the activity budget.

Current Barriers

USAID continuously learns and improves policies and practices to better build and use evidence. USAID uses a holistic approach to monitoring, evaluation and learning as part of USAID's Program Cycle where its components - strategic planning, activity design and implementation, monitoring, evaluation, and collaborating, learning, adapting (CLA) - build on and inform each other. USAID is addressing challenges, which include improving the rigor and quality of its evaluations and ensuring it appropriately analyzes, synthesizes, and uses evidence and data from evaluations and other sources to systematically inform decisions. By implementing its ALA, USAID is learning more strategically and is prioritizing evidence building activity investments around the Agency's policy priorities. The ALA is regularly updated to ensure the questions remain relevant for decision-makers.

Progress Implementing the Foreign Aid Transparency and Accountability Act of 2016

USAID complies with FATAA through the Program Cycle policy and also meets the transparency requirements of FATAA. The Agency continues to improve the quality and timeliness of the data it reports. USAID will continue to improve its transparency efforts by publicly posting evaluation results on the Development Experience Clearinghouse (DEC) and increasing data use through developing and adopting the Development Information Solution (DIS) to collect, store, and share data.

USAID continues to advance its transparency goals and implementation of FATAA by expanding reporting through the International Aid Transparency Initiative (IATI). In FY 2022, USAID began to develop the process to publicly publish activity-level subnational and results data reported through the DIS. The Agency will greatly expand its reporting in those areas once it finishes developing and implements the process. The United States joined IATI in 2009 and began publishing data to IATI in 2014 to provide greater context for understanding foreign assistance activities and to increase the amount and quality of financial and descriptive information available.

Updates on Providing and Using Administrative Data for Statistical Purposes

USAID is committed to advancing management of its data assets to deliver trustworthy data for statistical purposes and decision-making. In accordance with laws and executive branch guidance, such as the Evidence Act, the EO on Maintaining American Leadership in Artificial Intelligence, the EO on Promoting the Use of Trustworthy Artificial Intelligence, the White House Office of Science and Technology Policy (OSTP) Memo Ensuring Free, Immediate, and Equitable Access to Federally Funded Research, and other Federal data initiatives, USAID promotes best practices for data management and using data through policy, staffing, processes, and digital infrastructure. In December 2021, USAID published in the *Federal Register* a Digital Information Rule (Rule) through which USAID will implement requirements for managing digital information and data as a strategic asset to inform the planning, design, implementation, monitoring, and evaluation of the Agency's foreign assistance programs. In 2022, USAID responded to public comments on the proposed Digital Information Rule. USAID also revised the Rule to more efficiently address the concerns of affected parties. USAID will resubmit the revised Rule to the *Federal Register* in 2023.

In 2022, USAID also began modernizing its Enterprise Reporting Portal (ERP), which is the Agency's enterprise system for data sharing and reports. Through modernizing the ERP, USAID will enhance the end-user experience by improving functionality for using the Agency's administrative, financial, and programmatic data. The upgrade promotes data quality, transparency of reporting requests, and collaboration. In addition, the upgraded ERP will enable users to share data dashboards. Data shared in dashboards will undergo a certification process to designate it as the most trustworthy, up-to-date data available. In 2022, USAID's Enterprise Review Board passed and signed the Technical Architecture and Design specifications for the ERP modernization. USAID will launch the modernized ERP in 2023.

In 2022, USAID delivered a multi-agency data and analytics solution to support the Initiative for Global Vaccine Access (GVAX). The modular platform enables data collection, analysis, and visualization to more efficiently accelerate and report on COVID-19 vaccine uptake in partner countries across multiple federal agencies. This multi-agency collaboration led USAID to successfully launch GVAX Dashboards to share COVID-19 vaccination data with stakeholders across USAID, the Centers for Disease Control (CDC), the Department of State, the Department of Defense (DoD), Peace Corps, and the White House and National Security Council staff. These dashboards synthesize data from U.S. Government and third-party sources to summarize COVID-19 vaccine absorption, coverage, and supply, and contextual country-level COVID-19 disease information across USAID countries.

In 2022, USAID also delivered an organizational health index pulling data from over 50 sources across eight dimensions including: accountability, capabilities, direction, employee engagement, innovation and learning, operational control, service orientation, and work environment. This tool provided for leadership and staff the ability to continually assess areas for improvement across our programs and operations, a practice now being adopted by the President's Management Council.

Chaired by the Agency's Chief Data Officer (CDO), USAID's official data governance body, the DATA Board, formed working groups in 2022 to address Data Disaggregation; Diversity, Equity, Inclusion, and Accessibility (DEIA) data; Zero Trust Architecture Data Categorization; and Public Access Plan Revision. To fulfill requirements of EO 13859 and 13960, the DATA Board Artificial Intelligence (AI) Working Group compiled and submitted the USAID AI inventory to OMB in 2022. In 2023, the DATA Board will further expand its Data Literacy Training program and certification, promote use of USAID's source code repository, address social media data usage policy, launch a public-facing interactive website designed to showcase the Agency's data, and pilot a data commons environment for advanced data science and analytics. These data management efforts directly support USAID's ability to deliver and open high-quality, machine-readable administrative and program data for use. The CDO's team also maintains an internal dashboard that it shares with USAID's Evaluation Officer and Statistical Official to help track progress against milestones on an ongoing basis.

USAID proactively publishes the results of Agency-funded projects, activities, and initiatives on the Development Experience Clearinghouse (DEC), the Agency's repository for reports, evaluations, and other publications. In FY 2022, USAID published 12,780 new documents and digital artifacts to the DEC, and uploaded metadata for 1,677 peer reviewed articles. USAID publishes project and activity-related data on the Development Data Library (DDL), the Agency's official data repository. The Agency increased the total number of publicly available data assets (project and activity-related datasets) by 3 percent in FY 2022 compared to FY 2021.

To assess operations and management, the Agency uses a number of tools, including business process reviews, after action reviews, hotwashes, and recently issued new guidance on organizational effectiveness reviews. These reviews build the evidence base to continually improve USAID's organizational health and reduce burdens imposed through Agency practice, process or internal policy.

DEPARTMENT OF STATE – SUMMARY OF APPROPRIATIONS
(\$ in Thousands)

Summary Of Appropriations (net rescissions)	FY 2022 Actual	FY 2023 Adjusted Enacted	FY 2024 Request	Increase/ Decrease
Administration of Foreign Affairs	\$11,870,569	\$12,395,807	\$13,333,764	937,957
State Programs	9,592,139	9,486,213	10,491,443	1,005,230
Diplomatic Programs	9,292,139	9,550,213	10,433,849	883,636
Ongoing Operations ¹	5,503,940	5,736,506	6,367,681	631,175
<i>Additional Appropriations – Ongoing Operations^{2, 3}</i>	<i>346,730</i>	<i>60,000</i>	-	<i>-60,000</i>
Worldwide Security Protection	3,788,199	3,813,707	4,066,168	252,461
Capital Investment Fund	300,000	389,000	491,594	102,594
<i>Additional Appropriations – CIF⁴</i>	<i>34,170</i>	-	-	-
Consular Border Security Programs	-	-453,000	-434,000	19,000
Passport Application and Execution Fee (PAEF) Revenue	-400,000	-453,000	-434,000	19,000
(PAEF) Spending Authority	400,000	-	250,000	250,000
Rescission of Unobligated Balances	-	-	-250,000	-250,000
Embassy Security, Construction, and Maintenance	1,313,149	1,915,821	1,839,182	-76,639
Ongoing Operations	850,722	902,615	917,381	14,766
Worldwide Security Upgrades	462,427	1,013,206	921,801	-91,405
<i>Additional Appropriations - ESCM⁵</i>	<i>110,000</i>	-	-	-
Other Administration of Foreign Affairs	965,281	993,773	1,003,139	9,366
Office of Inspector General	131,458	133,700	133,670	-30
<i>Additional Appropriations – OIG^{6, 7}</i>	<i>8,000</i>	<i>5,500</i>	-	<i>-5,500</i>
Educational and Cultural Exchange Programs ⁸	753,750	777,500	783,715	6,215
<i>Additional Appropriations - ECE⁹</i>	<i>9,400</i>	-	-	-
Representation Expenses	7,415	7,415	7,415	-
Protection of Foreign Missions and Officials	30,890	30,890	30,890	-
Emergencies in the Diplomatic and Consular Service ¹⁰	7,385	8,885	10,685	1,800
<i>Additional Appropriations – EDCS¹¹</i>	<i>317,900</i>	-	-	-

Summary Of Appropriations (net rescissions)	FY 2022 Actual	FY 2023 Adjusted Enacted	FY 2024 Request	Increase/ Decrease
Buying Power Maintenance Account	-	-	-	-
Repatriation Loans Program Account ¹²	1,800	1,300	1,800	500
Payment to the American Institute in Taiwan	32,583	34,083	34,964	881
International Organizations	3,161,442	2,819,915	3,644,583	824,668
Contributions to International Organizations	1,662,928	1,438,000	1,703,881	265,881
Contributions for International Peacekeeping Activities ¹³	1,498,514	1,381,915	1,940,702	558,787
International Commissions (Function 300)	180,854	192,888	172,133	-20,755
International Boundary and Water Commission – S&E	51,970	57,935	64,800	6,865
International Boundary and Water Commission – Construction	51,030	53,030	40,024	-13,006
American Sections	15,008	16,204	13,505	-2,699
International Joint Commission	10,802	10,881	11,087	206
International Boundary Commission	2,304	2,323	2,418	95
North American Development Bank	1,902	3,000	-	-3,000
International Fisheries Commissions	62,846	65,719	53,804	-11,915
Related Programs	356,200	359,000	345,255	-13,745
The Asia Foundation	21,500	22,000	23,000	1,000
National Endowment for Democracy	315,000	315,000	300,000	-15,000
East-West Center	19,700	22,000	22,255	255
Special and Trust Funds	1,270	1,186	1,244	58
Center for Middle Eastern-Western Dialogue	240	177	203	26
Eisenhower Exchange Fellowship Program	170	175	180	5
Israeli Arab Scholarship Program	117	91	117	26
International Chancery Center	743	743	744	1
<i>Foreign Service Retirement and Disability Fund (non-add)</i>	<i>158,900</i>	<i>158,900</i>	<i>158,900</i>	-
TOTAL, Department of State Appropriations	15,570,335	15,768,796	17,496,979	1,728,183
TOTAL, Additional Appropriations	826,200	65,500	-	-65,500
GRAND TOTAL, Department of State Appropriations	16,396,535	15,834,296	17,496,979	1,662,683

¹ FY 2022 Actuals include \$114 million transferred in from the Buying Power Maintenance Account, \$100,000 transferred in from CIPA and \$750,000 transferred out to the Educational and Cultural Exchanges Programs Account.

² FY 2022 Additional Funding includes \$44.3 million from the Additional Afghanistan Supplemental Appropriations Act, 2022 (P.L.117-70), \$95.8 million from the Ukraine Supplemental Appropriations Act, 2022 (P.L.117-103) and \$180.6 million from the Additional Ukraine Supplemental Appropriations Act, 2022 (P.L.117-128). Also includes \$26 million Ukraine supplemental transfer from ESF.

³ FY 2023 Additional Funding includes \$147.1 million from the Additional Ukraine Supplemental Appropriations Act, 2022 (P.L.117-328) of which, \$87.1 million shifted to the base from FY 2023 Enacted.

⁴ FY 2022 Additional Funding includes \$24.2 million from the Ukraine Supplemental Appropriations Act, 2022 (P.L.117-103) and \$10 million from the Additional Ukraine Supplemental Appropriations Act, 2022 (P.L.117-128).

⁵ FY 2022 Additional Funding includes \$110 million from the Additional Ukraine Supplemental Appropriations Act, 2022 (P.L.117-128).

⁶ FY 2022 Additional Funding includes \$4 million from the Ukraine Supplemental Appropriations Act, 2022 (P.L.117-103) and \$4 million from the Additional Ukraine Supplemental Appropriations Act, 2022 (P.L.117-128).

⁷ FY 2023 Additional Funding includes \$5.5 million from the Additional Ukraine Supplemental Appropriations Act, 2022 (P.L.117-328).

⁸ FY 2022 Actuals include \$750,000 transferred in from the Diplomatic Programs Account.

⁹ FY 2022 Additional Funding includes \$9.4 million from the Additional Ukraine Supplemental Appropriations Act, 2022 (P.L.117-128).

¹⁰ FY 2022 Actuals include \$500,000 transferred out to the Repatriation Loan Program Account.

¹¹ FY 2022 Additional Funding includes \$276.9 million from the Afghanistan Supplemental Appropriations Act, 2022 (P.L.117-43), \$36 million from the Additional Afghanistan Supplemental Appropriations Act, 2022 (P.L.117-70) and \$5 million from the Ukraine Supplemental Appropriations Act, 2022 (P.L.117-103).

¹² FY 2022 Actuals include \$500,000 transferred in from the Emergencies in the Diplomatic and Consular Services Account.

¹³ FY 2022 Actuals include \$100,000 transferred out to the Diplomatic Programs Account.

**DEPARTMENT OF STATE
AND RELATED AGENCIES**

DIPLOMATIC PROGRAMS (DP)

(\$ in thousands)	FY 2022 Actual ¹	FY 2023 Adjusted Enacted ^{2,3}	FY 2024 Request	Change from FY 2023 Adjusted Enacted
Diplomatic Programs	9,292,139	9,550,213	10,433,849	883,636
Ongoing Operations	5,503,940	5,736,506	6,367,681	631,175
Program Operations	4,837,642	5,079,133	5,629,155	550,022
Public Diplomacy	666,298	657,373	738,526	81,153
Additional Funding ^{4,5}	346,730	60,000	-	-60,000
Worldwide Security Protection	3,788,199	3,813,707	4,066,168	252,461
Sub-total	9,638,869	9,610,213	10,433,849	823,636
OHDACA Transfer ⁶	-	374,900	*	-374,900
Diplomatic Programs Grand Total	9,638,869	9,985,113	10,433,849	448,736

¹ FY 2022 Actual reflects the following transfers to Diplomatic Programs: \$114 million from the Buying Power Maintenance Account, \$100,000 from Contributions for International Peacekeeping Activities; and a transfer of \$750,000 from Diplomatic Programs to Educational and Cultural Exchange Programs.

² As notified in the FY 2022 Diplomatic Programs End-of-Year Operating Plan (Congressional Notification 22 338), \$77.5 million of the \$78.5 million was transferred to the FY 2023 Diplomatic Programs account in October 2022, and an additional \$98.9 million will be transferred to Buying Power Maintenance Account and further transferred to the FY 2023 Diplomatic Programs account.

³ Diplomatic Programs On-going Operations for FY 2023 Adjusted Enacted includes the planned allocation of \$87.1 million appropriated by the Additional Ukraine Supplemental Appropriations Act, 2023 (Div. M, P.L. 117 328), subject to Congressional Notification.

⁴ FY 2022 Additional Funding includes \$44.3 million from the Additional Afghanistan Supplemental Appropriations Act, 2022 (P.L.117-70), \$95.8 million from the Ukraine Supplemental Appropriations Act, 2022 (P.L.117-103) and \$180.6 million from the Additional Ukraine Supplemental Appropriations Act, 2022 (P.L.117-128). Also includes \$26 million in Ukraine funds transferred from Economic Support Fund.

⁵ FY 2023 Additional Funding includes \$152.6 million from the Additional Ukraine Supplemental Appropriations Act, 2022 (P.L.117-328) of which, \$87.1 million shifted to the base from FY 2023 Enacted.

⁶ In addition to the FY 2023 Adjusted Enacted, \$374,900 million was transferred in from Department of Defense Overseas Humanitarian Disaster, and Civic Aid (OHDACA) funds to continue the Department's Afghanistan related Enduring Welcome (EW) support. Additional funds are anticipated to be transferred in from Department of Defense Overseas Humanitarian Disaster, and Civic Aid (OHDACA) funds in FY 2023.

The Diplomatic Programs (DP) appropriation is fundamental to the implementation of United States foreign policy, providing the people, infrastructure, security, and programs that facilitate productive and peaceful U.S. relations with foreign governments and international organizations worldwide. These activities span 41 bureaus and offices, 195 countries, and 275 diplomatic posts.

The DP appropriation contains four categories (Human Resources, Overseas Programs, Diplomatic Policy and Support, and Security Programs) and three major programmatic allocations (Program Operations, Public Diplomacy, and Worldwide Security Protection). Program Operations and Public Diplomacy (PD) are referred to collectively as “Ongoing Operations.”

The FY 2024 DP Request is \$10,433.8 million, an increase of \$883.6 million above the FY 2023 Adjusted Enacted level. This Budget level includes \$6,367.7 million for Ongoing Operations and \$4,066.2 million for Worldwide Security Protection (WSP).

Note on Supplemental Appropriations: The Department will provide a Congressional Notification on planned allocations for \$147.1 million in Diplomatic Programs funding appropriated by the Additional Ukraine Supplemental Appropriations Act, 2023 (Div. M, P.L. 117-328). This amount is comprised of at least \$60.0 million to respond to the situation in Ukraine and in countries impacted by the situation in Ukraine, with the balance supporting other activities.

Diplomatic Programs - Ongoing Operations

The Department’s FY 2024 Request for DP Ongoing Operations is \$6,367.7 million, with \$5,629.2 million for Program Operations and \$738.5 million for PD. The Request is a net increase of \$631.2 million above the FY 2023 Adjusted Enacted level. Major changes include: an increase of \$105.5 million for the proposed 5.2 percent American Pay Raise for calendar year 2024 and the annualization of the 2023 American pay raise; an increase of \$15.8 million for annualization of positions; -\$25.5 million realigned from the Bureau of Administration to other bureaus to fund real property Working Capital Fund adjustments; and targeted programmatic increases within each category detailed below. Given the significant rise in global inflation and its associated impact on Locally Employed (LE) Staff wages, the FY 2024 request includes \$52.6 million for increased LE staff wages and \$13.5 million for Overseas Price inflation for overseas personnel expenses.

The FY 2024 Request reflects two planned reorganizations, both of which are pending completion of Congressional Notification (CN) procedures: the Office of Harassment and Bullying Intervention (CN 22-382) within the Bureau of Global Talent Management (GTM/HBI) and the new Bureau of Global Health Security and Diplomacy (GHSD) (CN 22-379), which would provide a single voice of leadership on global health security.

The Budget includes \$83.3 million for continued expansion of programs to foster diversity and inclusion further supporting the President’s Executive Orders (*Executive Order 13985, “Advancing Racial Equity and Support for Underserved Communities Through the Federal Government”*; *Executive Order 13988, “Preventing and Combating Discrimination on the Basis of Gender Identity or Sexual Orientation”*; *Executive Order 14020, “Establishment of the White House Gender Policy Council”*; and *Executive Order 14035, “Diversity, Equity, Inclusion, and Accessibility in the Federal Workforce”*).

In addition, the Request: aligns with the Administration’s commitment to strengthening Diversity, Equity, Inclusion and Accessibility (DEIA) programs; continues the Department’s paid internships program; provides workforce training in FY 2024 in leadership and substantive areas focused on DEIA; integrates modernized recruitment methods mirroring industry best practices; bolsters recruitment and retention of

Department employees from varied backgrounds; promotes a workplace free of discrimination, harassment, or other behavior detrimental to an inclusive and positive work environment; expands Department employees' understanding of DEIA; engages diverse stakeholders for policy and program consultation; provides increased support for persons with disabilities that now qualify for overseas employment at certain posts due to changes in the Department's worldwide availability policy; and establishes a DEIA Data Dashboard to share demographic baseline data with the workforce.

The Department seeks to have DP Ongoing Operations funding appropriated with two-year availability to provide greater flexibility and streamline execution of funding during the second year of availability.

DP Ongoing Operations – Category Details

Human Resources: \$3,894.8 million, including funding for 97 new positions (26 Civil Service and 71 Foreign Service)

Resources requested in this category will be directed toward salaries for domestic and overseas American employees (including employees engaged in Public Diplomacy and WSP programs). This category also includes funding for the Foreign Service Institute, the Department's platform for providing cost-effective in-house training to Department employees and workers throughout the Federal government, as well as the Bureau of Global Talent Management, which recruits and manages a diverse, talented workforce equipped to effectively carry out the Department's goals and priorities domestically and worldwide.

The Request supports a funded employment ceiling of 16,345 employees: 7,244 Civil Service (CS) and 9,101 Foreign Service (FS). This includes a requested increase of 229 (92 CS and 137 FS) over the FY 2023 Adjusted Enacted level, including continued expansion of the Professional Development and Training (PDT) Float. Major changes from FY 2023 include:

- Foreign Service Institute (FSI): +\$11.2 million. This amount is comprised of: +\$5.1 million to support completion of Building F renovation; +\$3.2 million for Department-wide integrated training systems; +\$1.7 million for enterprise operations support; +\$810,000 for declassification system upgrades and creation of a dedicated oral history program; and +\$388,000 to support two CS positions for the Office of the Historian (OH).
- Global Talent Management (GTM): +\$13.7 million. This amount includes: +\$4.5 million to support modernization of the Department's human capital management IT systems; +\$2.8 million for Accessibility and Accommodations increases stemming from the increase in employees with disabilities domestically/worldwide; +\$2.4 million to develop a new skills management system including funding for two positions; +\$2.0 million to cover an increase in the number of posts/employees eligible to receive the Service Need Differential (SND); +\$1.4 million for work life wellness, including authorized assistance with employee child care services and certain emergency backup care services, subject to authorization; +\$583,000 for three CS positions supporting DEIA to bolster the Manager Support Unit (MSU) and the Conduct, Suitability, and Discipline (CSD) Division.
- Human Resources Special Complement (HR/COMP): +\$2.1 million. This request will regularize funding for the growing Expanded Professional Associates Program (EPAP), supporting up to 430 positions available to eligible family members overseas.

- Human Resources Initiative (HRI): +\$102.2 million. This level includes: +\$30.4 million to support 50 positions (30 FS and 20 CS) for the further enhancement of the Professional Development Training Float and to expand and innovate core curriculum training for existing Department personnel; \$18.1 million to accelerate hiring of +40 FS management specialists above attrition to reduce vacancies in the management platform, given increases in the State and interagency presence overseas; \$42.7 million to fund payroll execution adjustments as the Department's onboard levels increase through FY 2024; and +\$11.0 million to expand the cadre of highly skilled professionals on call to respond to crises.

Overseas Programs: \$1,959.6 million, including support for 71 new positions (13 CS and 58 FS)

The Department's overseas programs link the United States to the rest of the world by relaying on-the-ground political and economic analysis back to the United States and representing U.S. national interests at both the personal and governmental levels. This category includes the regional bureaus, the Bureau of Global Public Affairs, and the Bureau of Medical Services. In addition, resources in this category cover: Public Diplomacy; Department employees' travel expenses to/from assignment; and potential liabilities resulting from the separation of Locally Employed (LE) staff. Major changes include:

- African Affairs (AF): +\$13.2 million. This level includes +\$7.0 million for IT Working Capital Fund (WCF) adjustments to sustain and modernize technology services, as well as +\$6.2 million for 13 positions (11 FS Overseas, two CS) to improve Indo-Pacific strategic engagement and management oversight.
- East Asian and Pacific Affairs (EAP): +\$27.3 million. The amount supports: +\$18.1 million and +38 U.S. Direct Hires to expand the U.S. presence and influence in the Indo-Pacific region; +\$3.0 million for operational support of Pacific Islands embassies; +\$2.3 million and +69 LE Staff for Mission China operations; +\$2.2 million for China policy data analysis; +\$1.1 million to support GO Mobile services payments and additional costs of IT products and services received through IT WCF; and +\$500,000 to regularize Political-Security dialogues through Association of Southeast Asian Nations (ASEAN) staff and U.S. senior officials' participation in regional engagements.
- European and Eurasian Affairs (EUR): +\$10.0 million. This includes +\$9.0 million for IT WCF adjustments to sustain expanded laptop distribution, along with +\$989,000 for facility operating costs in Cyprus, Latvia, Montenegro, and the U.S. Mission to NATO.
- International Organization Affairs (IO): +\$2.9 million. This level includes +\$2.3 million for IT WCF adjustments to sustain and modernize technology services, and +\$583,000 for three CS positions protecting multilateral values and modernizing multilateral diplomacy.
- Medical Services (MED): +\$10.7 million. This amount encompasses: +\$6.0 million to sustain expanded mental health services; +\$4.4 million to normalize pandemic response and preparedness capabilities; and +\$335,000 for IT WCF adjustments to sustain and modernize technology systems.
- Near Eastern Affairs (NEA): +\$14.4 million. This includes +\$11.2 million for a potential Libya Diplomatic Travel Support Operations Facility and related operations for a potential

U.S. presence, as well as +\$3.2 million for IT WCF adjustments to sustain and modernize technology services.

- Post Assignment Travel (PAT): +\$24.2 million. This funding will support the timely arrival and departure of Foreign Service Officers (FSOs) and eligible family members from service postings. The Budget will cover additional FY 2024 new hires with permanent change of station (PCS) trips expected in FY 2024, as well as retain service provision amid significant packing and shipping inflationary pressures. This increase also supports cost increases due to changes in the Department of State Standardized Regulations (DSSR) for pet transfer allowances, wardrobe changes, rental cars during transition, and Home Service Transfer Allowances.
- South and Central Asian Affairs (SCA): +\$9.6 million. This increase reflects +\$7.0 million for the Afghanistan Affairs Unit and +\$2.6 million for IT WCF adjustments to sustain and modernize technology services. SCA and the Coordinator for Afghan Relocation Efforts (CARE) intend to use funds transferred to Diplomatic Programs from Department of Defense Overseas Humanitarian, Disaster and Civic Aid (OHDACA) resources to sustain Afghanistan-related Enduring Welcome (EW). Further details are in the Enduring Welcome chapter.
- Western Hemisphere Affairs (WHA): +\$7.2 million. This level supports +\$1.9 million including +21 LE facility maintenance staff for New Embassy Compounds/New Consulate Compounds in the Bahamas, Guatemala, Mexico, and Uruguay; +\$1.7 million and four CS and four FS to support responses to irregular migration; +\$1.3 million for two FS to address climate and sustainability initiatives; +\$1.3 million and two FS positions to counter malign influence in the Caribbean and South America; and +\$1.0 million for increased cybersecurity and information technology costs.
- Public Diplomacy (PD): +\$81.2 million, including support for 10 new Positions (2 CS and 8 FS). The FY 2024 PD Request is \$738.5 million, including \$241.8 million in American Salaries and \$496.7 million in Bureau Managed funds, a net increase of \$81.2 million over the FY 2023 Adjusted Enacted level. Current services adjustments are an increase of +\$25.8 million, including: +\$2.8 million for FY 2023 pay raise annualization; +\$8.3 million for the 2024 American pay raise; +\$2.0 million for overseas price inflation; +\$1.9 million to normalize new positions; and +\$10.8 million for LE Staff wage increases.

The FY 2024 Request includes the following changes:

- Human Resources Initiative: +\$5.0 million. These resources support the Professional Development and Training Float activities, including related external related training and travel.
- African Affairs: +\$840,000. This funding supports one CS and one FS position to amplify messaging against malign actors.
- East Asian and Pacific Affairs: +\$11.5 million. This amount is comprised of: +\$5.7 million for the Young Leaders Initiatives/Programs; +\$2.6 million for four FS positions supporting Indo-Pacific Strategy outreach; +\$2.0 million for countering disinformation; +\$709,000 for four contractor positions; and +\$500,000 for Expo 2025.
- Global Engagement Center: +\$3.0 million. This funding will support programs exposing and countering propaganda and disinformation by Russia (+\$1.5 million) and the People's Republic of China (PRC) (+\$1.5 million).

- Western Hemisphere Affairs: +\$5.8 million. This level includes +\$4.5 million for messaging campaigns deterring irregular migration and +\$1.3 million for two FS positions to support countering the PRC.
- Cyberspace and Digital Policy (CDP): +\$694,000. This increase will fund one CS position to support the development of digital strategy and content for CDP and post accounts.
- Global Public Affairs: +\$2.4 million. This amount encompasses: +\$1.0 million for the Migration Opinions and Attitudes Tracker Survey; +\$646,000 for a Bangkok Deputy Media Hub Director position; +\$450,000 for the Public Affairs Translation Hub (PATH); and +\$300,000 to expand Bangkok Hub capabilities.
- Oceans and International Environmental and Scientific Affairs: +\$1.0 million. This funding addresses expenses for travel and operating costs, including space rental and build costs related to the U.S. Center at the Conference of the Parties (COP) to the United Nations Framework Convention on Climate Change (UNFCCC).
- Office of the Secretary: +\$25.2 million. This funding will support U.S. participation at Expo 2025 Osaka and PD related costs for the NATO summit.

Diplomatic Policy & Support: \$1,196.0 million, including support for 56 new positions (48 CS, 8 FS)

Resources in the Diplomatic Policy and Support category sustain the Department’s essential strategic and managerial functions. Major changes include:

- Bureau of Administration (A): A net -\$67.1 million decrease, primarily driven by a -\$107.8 million (\$91.1 million Bureau Managed and \$16.7 million American Salaries) realignment from A’s domestic facility base funds to other State bureaus to offset new real property Working Capital Fund charges. The Budget requests +\$23.8 million in new programming increases: +\$6.4 million for General Services Administration (GSA) rent; +\$6.0 million for sustaining International Cooperative Administrative Support Services (ICASS); +\$5.0 million for facility maintenance repairs; +\$3.3 million for IT WCF adjustments; +\$1.6 million for CS position for cybersecurity upgrades; +\$500,000 to expand infrastructure for zero-emission vehicles; +\$400,000 for overseas schools support; +\$337,000 for analytic software enhancing data-driven diplomacy; +\$165,000 for two CS positions advancing modernization and national security translation; and +\$82,000 for one CS position supporting presidential travel.
- Arms Control, Verification and Compliance (AVC): +\$1.4 million. This level includes: +\$1.0 million for arms control negotiations to promote strategic stability; +\$305,000 for IT WCF adjustments; and +\$50,000 for the Secretary’s International Security Advisory Board’s (ISAB) analysis and engagement.
- Budget and Planning (BP): +\$5.5 million. Of this amount, +\$5.3 million will support the operations and maintenance requirements of the Budget System Modernization program, which supports funds control and execution of all State Department funding, sustains testing, and provides enhanced help desk services and end-user support for over 2,100 global budget system users. In addition, +\$194,000 is to support oversight of the mandatory funding proposal to extend

the Compacts of Free Association (COFA) with the Freely Associated States of Micronesia, Palau, and the Marshall Islands.

- Chief of Protocol (CPR): +\$28.0 million. This amount includes +\$27.0 million for U.S. hosting responsibilities of the 2024 NATO summit (at a projected total cost of \$57.0 million) and +\$1.0 million for CPR's increased travel and transportation expenses.
- Comptroller and Global Financial Services (CGFS): +\$6.4 million. This level incorporates: +\$2.8 million for Pay Intake Modernization, including cybersecurity enhancements, multi-tiered customer support, operations and maintenance, training, and license fees; +\$2.0 million annualized funding for the Global Foreign Affairs Compensation System (GFACS); +\$843,000 to support the IT WCF cost increases for IT products and services; and +\$604,000 to identify, review, and implement new Standards Advisory Board's Statement of Federal Financial Accounting Standard (SFFAS) 54 Leases requirements to the Department's portfolio of more than 15,000 leases. In addition, +\$194,000 for anticipated needs related to the mandatory funding proposal to extend the COFA.
- Democracy, Human Rights, and Labor (DRL): +\$5.9 million. This amount consists of: +\$2.3 million for advancing democracy programming; +\$2.2 million to sustain prior year position purchases that support the increased U.S. focus on protecting human rights, advancing democracy, and labor rights globally, as well as championing the inclusion of all people by addressing issues of equal rights for marginalized groups; +\$1.3 million for IT WCF adjustment; and +\$219,000 for one FS position in the Office of the Special Envoy to Monitor and Combat Antisemitism (SEAS) to combat rising antisemitism globally.
- Economic and Business Affairs (EB): +\$15.8 million. Of this amount, +\$15.0 million will support the Sanctions Targeting and Analytics Team (STAT) and diplomatic engagement on sanctions, working with partners to align actions and help build foreign government institutional capabilities where needed. U.S. engagement will support allies and partners on various countries of concern, most notably Russia, PRC, Iran, and the Democratic People's Republic of Korea. In addition, +\$776,000 is requested for four new positions to support the Global Magnitsky sanctions program, hostages sanctions program, Indo-Pacific Transaction Assistance Network (ITAN), and Indo-Pacific Economic Framework (IPEF).
- Energy Resources (ENR): +\$388,000. This level will fund two Critical Minerals Policy Officer CS positions to support the Minerals Security Partnership (MSP), an initiative that facilitates investments among likeminded countries to diversify and secure critical mineral supply chains. MSP will work to increase economic opportunities for U.S. companies in out-years and reduce the PRC's current dominance of these supply chains. The Executive Order (E.O.) 14017, "*America's Supply Chains*", directs the U.S. government to work with allies and partners to decrease vulnerabilities in global supply chains and strengthen supply chain transparency.
- Global Health, Security, and Diplomacy (GHSD): Subject to completion of Congressional Notification (CN 22-379) procedures, this proposed new Bureau would have a total DP allocation of \$10.3 million (\$6.5 million American Salaries, \$3.8 million Bureau Managed) and 137 positions (119 CS, 18 FS) for FY 2024 in addition to positions and related expenses supporting PEPFAR activities, which would continue to be funded from Global Health Programs. The DP allocation would be realigned from within existing base resources in the Bureau of Oceans and International Environmental and Scientific Affairs (\$5.6 million), the Office of the Secretary (\$1.8 million), and the Bureau of Global Talent Management (\$2.9 million).

- Intelligence and Research (INR): +\$3.0 million. This amount will fund four positions to support INR's digital transformation and security goals; three positions for intelligence operations and coordination; one position for data science and visualization analysis; two positions for strategic intelligence analysis support; \$500,000 for research and geospatial analysis; and \$600,000 for increased support for Supply Chain Risk Management capabilities.
- Information Resource Management (IRM): +\$39.6 million. This amount encompasses: +\$30.0 million to support cybersecurity and enhance Zero Trust Architecture; +\$5.0 million for enabling Global Wi-Fi; +\$4.0 million for Cyber Skills Incentive Pay (SIP) to retain highly qualified CS and FS IT specialists; and +\$554,000 for Technology Transformation services improving federal procurement coordination with GSA.
- International Security and Nonproliferation: +\$1.3 million. This level is comprised of: +\$636,000 for IT WCF adjustments; +\$583,000 for three CS positions supporting data analytics, cybersecurity, and workforce management; and +\$100,000 for ASEAN regional forum support.
- Oceans and International Environmental and Scientific Affairs (OES): +\$3.2 million. This amount supports: +\$1.4 million to fund increased operational and travel support; three positions to effectively advance environment and climate priorities; one position focusing on integrating fisheries into the U.S. Indo-Pacific Strategy; one position to coordinate the Regional Technology Officer program in the Office of the Science and Technology Adviser; and additional funding for the Jefferson Science Fellowship program.
- Office of the Legal Adviser (L): +\$3.8 million. The funding includes: +\$2.0 million for E-Discovery contracts to enhance electronic records retention capabilities; +\$1.0 million to complete deployment of the Treaty and Information Management System (TIMS); and +\$778,000 for increased costs for IT WCF.
- Political-Military Affairs (PM): +\$1.7 million. This amount incorporates: +\$970,000 for five CS positions to address the transformed security requirements including an intensified focus on Taiwan security policy, implications of emerging technologies and domains (e.g., space), and supports in-house management of security sector governance programs; +\$450,000 to modernize PM's data management analytics; and +\$294,000 for IT WCF adjustments.
- Office of the Secretary (S): +\$16.0 million. Funded elements include: +\$6.2 million for S/ES-ExecTech to continue providing digital services to help Secretary and Department principal officers; +\$4.6 million for six Operations Center positions to continue IT modernization; +\$1.5 million for the Under Secretary for Civilian Security, Democracy, and Human Rights (J) to advance the Department's foreign policy agenda; +\$1.2 million for four positions for the Office of Sanctions; +\$1.0 million for the Office of Foreign Assistance to provide adaptive operations and maintenance support for the Foreign Assistance Coordination and Tracking System; +\$760,000 for IT WCF adjustments; and +\$350,000 for the Office of the Chief Economist (OCE) to deliver strategic and timely advice on foreign policy priorities from an economic perspective to senior leaders. In addition, \$389,000 for anticipated needs related to the mandatory funding proposal to extend the COFA.
- Undersecretary for Management (M): +\$1.2 million. This amount includes +\$500,000 for IT WCF adjustments, +\$494,000 supporting sustainability data capabilities and one CS position for the Greening Diplomacy Initiative, and \$250,000 for Chief of Mission support systems.

Security Programs: \$3,388.4 million, including funding to support five new CS positions, of which \$3,351 million is for Worldwide Security Protection

This category includes the Bureau of Counterterrorism (CT), the Special Presidential Envoy for Hostage Affairs (SPEHA), the Office of Foreign Missions (OFM), and Worldwide Security Protection (WSP). Resources for SPEHA are displayed separately in the FY 2024 Budget to provide greater visibility on implementation of the Robert Levinson Hostage Recovery and Hostage-Taking Accountability Act.

- Counterterrorism (CT): +\$309,000 for IT WCF adjustments.
- Special Presidential Envoy for Hostage Affairs (SPEHA): +\$1.6 million. This funding will support up to five new CS positions to advance recovery of U.S. citizens wrongfully detained overseas and travel.
- Office of Foreign Missions (OFM): +\$951,000. This includes +\$500,000 for office relocations; +\$300,000 for new custodial properties; and +\$151,000 for the IT WCF.

Diplomatic Programs

(\$ in thousands)

Funding Categories	FY 2022 Actual	FY 2023 Adjusted Enacted ¹	FY 2024 Requested	Increase/ Decrease
Total, Diplomatic Programs	9,292,139	9,550,213	10,433,849	883,636
Human Resources	3,231,897	3,599,146	3,894,773	295,627
American Salaries, Central Account	2,977,754	3,279,924	3,484,720	204,796
<i>Public Diplomacy American Salaries (non-add)</i>	<i>215,628</i>	<i>228,009</i>	<i>241,820</i>	<i>13,811</i>
<i>WSP - American Salaries (non-add)</i>	<i>661,240</i>	<i>684,767</i>	<i>715,218</i>	<i>30,451</i>
Foreign Service Institute	87,485	86,733	113,217	26,484
Global Talent Management	166,658	184,018	207,729	23,711
Human Resources Initiative	-	48,471	89,107	40,636
Overseas Programs	1,882,976	1,709,648	1,959,648	250,000
African Affairs	217,469	189,355	211,884	22,529
Conflict Stabilization Operations	11,128	9,805	10,287	482
East Asian and Pacific Affairs	166,175	162,119	194,909	32,790
European and Eurasian Affairs	309,015	262,537	293,800	31,263
FSN Separation Liability Trust Fund	9,884	10,380	10,380	-
Global Public Affairs	9,645	9,645	9,717	72
International Conferences	3,998	4,444	4,547	103
International Organization Affairs	35,774	34,678	39,684	5,006
Medical Services	37,650	39,650	52,210	12,560
Near Eastern Affairs	215,926	203,211	223,892	20,681
Post Assignment Travel	122,236	98,709	124,678	25,969
South and Central Asian Affairs	129,184	74,493	91,816	17,323
Western Hemisphere Affairs	164,222	154,558	168,438	13,880
Public Diplomacy	450,670	424,364	491,706	67,342
Diplomatic Policy and Support	1,021,005	1,082,966	1,191,006	108,040
Administration (including GSA Rent)	354,261	354,094	286,949	-67,145
<i>GSA Rent (non-add)</i>	<i>159,389</i>	<i>162,962</i>	<i>169,362</i>	<i>6,400</i>
Arms Control, Verification and Compliance	14,961	14,961	17,666	2,705
Budget and Planning	22,446	18,053	23,985	5,932

Funding Categories	FY 2022 Actual	FY 2023 Adjusted Enacted ¹	FY 2024 Requested	Increase/Decrease
Chief of Protocol	10,135	40,135	68,135	28,000
Comptroller and Global Financial Services	89,073	89,705	105,400	15,695
Cyberspace and Digital Policy (CDP)	5,532	6,596	7,407	811
Democracy, Human Rights and Labor	26,606	18,178	25,316	7,138
Economic and Business Affairs	11,651	14,025	31,449	17,424
Energy Resources	3,880	3,880	4,565	685
Global Engagement Center	12,000	12,000	14,158	2,158
Global Health Security and Diplomacy	-	3,805	3,805	-
Global Public Affairs	30,477	30,498	33,713	3,215
Information Resource Management	230,575	229,183	268,847	39,664
Intelligence and Research	24,275	26,597	31,742	5,145
International Religious Freedom	5,006	5,562	5,562	-
International Security and Nonproliferation	17,193	18,523	21,373	2,850
Legal Adviser	15,325	13,825	19,932	6,107
Legislative Affairs	2,874	3,360	4,281	921
Management	23,175	23,175	26,314	3,139
Oceans and International Environmental and Scientific Affairs	19,485	14,192	18,532	4,340
Political-Military Affairs	11,047	11,047	12,881	1,834
Population & International Migration	620	620	630	10
Trafficking in Persons	8,272	8,312	8,418	106
Office of the Secretary	82,136	90,840	118,146	27,306
Security Programs	3,156,261	3,158,453	3,388,422	229,969
Counterterrorism	15,189	12,615	15,952	3,337
Special Presidential Envoy for Hostage Affairs	-	2,785	3,849	1,064
Office of Foreign Missions	14,113	14,113	17,671	3,558
Worldwide Security Protection	3,126,959	3,128,940	3,350,950	222,010

¹ DP On-going Operations for FY 2023 Adjusted Enacted includes notional allocation of \$87.1 million within category totals as follows: Human Resources (\$23.6 million), Overseas Programs (\$31.7 million), and Diplomatic Policy and Support (\$31.8 million) subject to Congressional Notification and to be recurred in FY 2024.

Worldwide Security Protection (WSP): \$4,066.2 million (including \$715.2 million for WSP American Salaries)

The total WSP FY 2024 Request is \$4,066.2 million, a \$252.5 million increase above the FY 2023 Adjusted Enacted level. WSP supports a targeted range of programs providing security, cybersecurity, emergency management, and emergency medical care for State Department personnel, as well as other U.S. government personnel serving under Chief of Mission authority overseas. Most WSP funding goes to the Bureau of Diplomatic Security (DS), which is principally responsible for security programs located at 275 overseas posts and 118 domestic programs, including a worldwide guard force protecting overseas diplomatic posts, residences, and domestic offices. WSP is responsible for supporting DS Regional Security Officers (RSO) and DS personnel at all regional bureaus and posts. WSP also supports security and emergency response programs in 10 functional bureaus, including operational medicine, information security accreditation and deployment, continuity of operations and exercise planning, and security and crisis management training.

The Request includes \$715.2 million for American Salaries under the Human Resources (HR) category, +\$30.5 million over the FY 2023 Adjusted Enacted total, including \$23.3 million for the 2024 pay raise and \$7.2 million for the annualized 2023 pay raise. The WSP request also includes \$3,388.4 million for bureau-managed funding within all security programs, +\$222.0 million above the FY 2023 Adjusted Enacted.

- **Bureau of Diplomatic Security**: \$3,514.4 million. The FY 2024 Request is a net \$231.7 million increase over the FY 2023 Adjusted Enacted total, and it includes the following major program changes:
 - +\$52.9 million to support current service increases, including \$29.3 million for American pay increases, \$8.7 million for LE staff wages, and \$14.9 million for overseas price inflation;
 - +\$8.5 million (\$9.0 million total) for security operations at Pacific Islands posts;
 - +\$63.7 million for increased operating expenses of the global Local Guard Program;
 - +\$42.7 million to support the Department's potential return to Libya at the leased Diplomatic Travel Support Operations Facility (DTSOF) in Tripoli;
 - +\$31.8 million for the Real Property Working Capital Fund (WCF) adjustment and increases;
 - +\$10.3 million (\$35.0 million total) to sustain protective services for former Department employees;
 - +\$12.0 million to normalize funding for the medical contract providing emergency health care to Embassy Mogadishu personnel;
 - +\$5.7 million for increases to the IT WCF;
 - +\$2.3 million for increased operations and maintenance at the Department's Foreign Affairs Security Training Center (FASTC); and
 - +\$1.8 million to establish and maintain a Body Camera program for domestic agents per Executive Order 14047.

The FY 2024 Request for the other WSP Bureaus is \$551.7 million, an increase of +\$20.8 million over the FY 2023 Adjusted Enacted total. Highlights include the following:

- **Bureau of Administration**: \$78.7 million. A net -\$6.8 million decrease consisting of: a \$21.6 million realignment to DS for the Real Property Working Capital Fund (WCF), an increase of \$10.2 million for the interior buildout of the Department's alternate continuity site; +\$277,000 to fully fund projected price increases for information technology (IT) services provided by the

Information Resource Management (IRM) Bureau's IT WCF; and \$4.2 million for Sensitive Compartmentalized Information Facility (SCIF) upgrades to the Harry S. Truman (HST) building.

- Intelligence and Research: \$11.3 million. This amount reflects a +\$488,000 increase consisting of: \$240,000 to further enhance INR's digital transformation; \$236,000 to provide technical positions with a full range of skills and expertise required to support larger strategic activities, such as dedicated customer communications, data management, and cloud migration; and \$12,000 for current service increases.
- Information Resource Management: \$320.0 million. A +\$11.4 million increase includes: +\$3.7 million for current services increases; +\$5.0 million to enhance the Secure Mobile Communication program expanding secure communications capabilities; +\$1.4 million for Public Key Infrastructure (PKI) program enhancements, including \$1.0 million for hardware/software and \$400,000 for skilled support contractors; +\$861,000 to refresh and modernize the Department's cybersecurity monitoring and remediation tool suite at the Cybersecurity Integrity Center (CIC); and +\$400,000 for the Digital Services Initiative (DSI) to enhance old network infrastructure necessary in areas where Wi-Fi is not permitted.
- International Security and Nonproliferation: \$1.4 million. The budget includes a +\$75,000 increase to provide additional chemical, biological, radiological, or nuclear (CBRN) response exercises, sub-regional response (SR2) workshops, and Quadrilateral Security Dialogue (QUAD) working groups.
- Medical Services: \$65.4 million. A +\$7.3 million increase includes: \$5.6 million to expand the Department's aviation MEDEVAC services; \$1.0 million to normalize the Office of Medical Service's Anomalous Health Incident (AHI) program; and \$650,000 to enhance Operational Medicine's (OpMED) platform for the collection and analysis of AHI-related Symptom and Sensory Inventory (SSI) data.
- Post Assignment Travel: \$42.5 million. An increase of +\$956,000 reflects escalating costs, including \$216,000 for domestic long-term storage and \$740,000 for overseas price inflation (OPI).
- AHI Compensation and Benefits: \$6.0 million. This increase of +\$6.0 million is for AHI related payments to qualified current and former Department individuals and family members, based on the projected disbursements through FY 2024.

Worldwide Security Protection

(\$ in thousands)

(\$ in thousands)	FY 2022 Actual	FY 2023 Adjusted Enacted	FY 2024 Request	Change from FY 2023 Adjusted Enacted
Worldwide Security Protection Total	3,788,199	3,813,707	4,066,168	252,461
Total Diplomatic Security	3,312,712	3,282,725	3,514,429	231,704
<i>Diplomatic Security (DS)</i>	2,200,943	2,223,322	2,446,840	223,518
<i>DS Regional Bureaus & IO</i>	257,728	262,512	270,698	8,186
<i>DS - Afghanistan Affairs Unit</i>	82,501	2,251	2,251	-
<i>WSP – Iraq</i>	720,208	743,308	743,308	-
<i>WSP – Pakistan</i>	51,332	51,332	51,332	-
WSP Other Bureaus	475,487	530,982	551,739	20,757
<i>Administration</i>	77,829	85,479	78,687	-6,792
<i>Chief of Protocol</i>	900	900	900	-
<i>Counterterrorism</i>	1,617	1,643	1,643	-
<i>Foreign Service Institute</i>	19,794	20,721	20,887	166
<i>FSN Separation Liability Trust Fund</i>	2,359	2,359	2,359	-
<i>Global Talent Management</i>	378	385	396	11
<i>Intelligence and Research</i>	447	10,855	11,343	488
<i>Information Resource Management</i>	278,996	308,681	320,034	11,353
<i>Int'l Security and Nonproliferation</i>	1,364	1,364	1,439	75
<i>Medical Services</i>	50,805	56,924	65,424	8,500
<i>Office of Foreign Missions</i>	118	118	118	-
<i>Post Assignment Travel</i>	40,880	41,553	42,509	956
<i>AHI Compensation and Benefits</i>	-	-	6,000	6,000

Highlights of Budget Changes

(\$ in thousands)

Enduring	Diplomatic Program Operations	DP PD	DP Ongoing Operations (Direct & PD)	Worldwide Security Protection	DP Total
FY 2023 Adjusted Enacted¹	5,079,133	657,373	5,736,506	3,813,707	9,550,213
Built-in Changes					
Base Adjustments	-25,477	-	-25,477	-	-25,477
Baseline Adjustment - Operational Level Adjustment	-25,477	-	-25,477	-	-25,477
Annualization of Requirements	34,010	4,692	38,702	7,157	45,859
Annualized Pay Increase	20,049	2,799	22,848	4,597	27,445
New Positions	13,961	1,893	15,854	2,560	18,414
Anticipated Wage & Price Requirements	127,674	21,068	148,742	51,712	200,454
American Pay Increase	74,350	8,296	82,646	23,779	106,425
Locally Employed Staff Wage Increase	41,880	10,731	52,611	8,719	61,330
Overseas Price Inflation	11,444	2,041	13,485	19,214	32,699
Total, Built-in Changes	136,207	25,760	161,967	58,869	220,836
Total, Current Services	5,215,340	683,133	5,898,473	3,872,576	9,771,049
Program Changes					
Human Resources	129,206	5,000	134,206	-	134,206
Overseas Programs	119,645	21,159	140,804	-	140,804
Diplomatic Policy and Support	162,082	29,234	191,316	-	191,316
Security Programs	2,882	-	2,882	193,592	196,474
Total, Program Changes	413,815	55,393	469,208	193,592	662,800
Total	5,629,155	738,526	6,367,681	4,066,168	10,433,849

¹DP On-going Operations for FY 2023 Adjusted Enacted includes notional allocation of \$87.1 million within category totals as follows: Human Resources (\$23.6 million), Overseas Programs (\$31.7 million), and Diplomatic Policy and Support (\$31.8 million) subject to Congressional Notification and to be recurred in FY 2024.

CONSULAR AND BORDER SECURITY PROGRAMS (CBSP)

(\$ in thousands)	FY 2022 Actual	FY 2023 Adjusted Enacted	FY 2024 Request	Change from FY 2023 Adjusted Enacted
CBSP Resources	5,499,033	6,718,762	6,856,496	137,734
Collections not PAEF (current year)	3,961,057	4,513,427	4,422,529	-90,898
Passport Application and Execution Fee Receipt	427,314	453,000	434,000	-19,000
Cancellation of CBSP balances	-	-	-250,000	-250,000
ARPA	66,813	-	-	-
Ukraine Supplemental (DP) ¹	5,100	-	-	-
<i>OHDACA Transfer (DP)²</i>	-	5,500	-	-5,500
Recoveries & Transfers	202,779	-	-	-
Carryforward In ³	835,970	1,746,835	2,249,967	503,132
CBSP + Supplemental Spending	3,751,373	4,468,795	4,496,990	28,195
CBSP	3,255,871	4,460,395	4,246,990	-213,405
PAEF Spending Authority ⁴	427,314	-	250,000	250,000
ARPA ⁵	65,988	-	-	-
Ukraine Supplemental (DP) ¹	2,200	2,900	-	-2,900
<i>OHDACA transfer (DP)²</i>	-	5,500	-	-5,500
CBSP Carryforward Out	1,746,835	2,249,967	2,359,506	109,359
CBSP Carryforward	1,743,907	1,796,967	1,722,506	-74,461
Appropriations Carryforward ⁶	28	-	-	-
Ukraine Supplemental Carryforward	2,900	-	-	-
PAEF unavailable balance ⁷	-	453,000	637,000	184,000

¹Includes Diplomatic Programs (DP) funding for Ukraine.

²Includes \$5.5 million from Diplomatic Programs (DP) that was transferred from Department of Defense Overseas Humanitarian Disaster, and Civic Aid (OHDACA) for Enduring Welcome (EW). Another planned transfer of \$7.5 million is anticipated for FY 2023.

³Includes carryforward of \$1.9 million from the Coronavirus Preparedness and Response Supplemental Appropriations Act, 2020 (P.L. 116-123); Coronavirus Aid, Relief, and Economic Security Act (P.L. 116-136); and Consolidated Appropriations Act, 2021 (P.L. 116-260).

⁴Per General Provision 7069 in FY 2022 and the CBSP account language proposed for FY 2024.

⁵Leaves a remaining balance of \$825,000 from the two-year American Rescue Plan Act (ARPA) funding.

⁶Residual balance of \$28,000 in no-year CARES Act carryforward funding that will be spent in FY 2023.

⁷This amount reflects PAEF balance retained but unavailable for obligation, including \$453 million in FY 2023 and \$184 million in FY 2024.

The highest priority of the Bureau of Consular Affairs (CA) is to protect the lives and serve the interests of U.S. citizens abroad. Across the globe, CA serves our fellow citizens during some of their most important and vulnerable moments – births, adoptions, medical emergencies, deaths, arrests, and disasters. CA also helps U.S. citizens explore the world by issuing millions of U.S. passports each year. The Consular and Border Security Programs (CBSP) also enables the Department to provide routine and emergency consular services to the millions of U.S. citizens who travel internationally and reside abroad.

National security underpins all aspects of consular work. To protect U.S. borders from evolving threats at home and abroad, CA coordinates proactively with foreign governments and interagency partners -- such as the Department of Homeland Security (DHS), the Department of Justice (DOJ), the Department of the Treasury, and intelligence and law enforcement communities to protect U.S. borders from threats at home and abroad.

Revenues from the Department-retained consular fees and surcharges deposited in the Consular and Border Security Programs (CBSP) account fund the activities performed by CA and its partner bureaus. Retained fees and surcharges include Machine Readable Visa (MRV) fees, Western Hemisphere Travel Initiative (WHTI) surcharges, the Passport Security Surcharge (PSS), the Immigrant Visa Security Surcharge (IVSS), Diversity Visa (DV) Lottery fees, Fraud Prevention and Detection (H&L) fees, Affidavit of Support (AoS) Review fees, Expedited Passport Fees (EPF), and J-Waiver fees. Each consular fee or surcharge is used to fund the CBSP program and activities consistent with the applicable statutory authorities. In addition, Passport Application and Execution Fees (PAEF) are collected and retained in the CBSP account; however, these fees are not available for expenditure absent specific budget authority. For FY 2024, the Department requests authority to spend \$250 million of these fees to reinforce the principle that these collections should be available to cover U.S. citizen services and passport services, offset with a proposed cancellation of \$250 million in other CBSP prior-year balances.

In FY 2024, international travel will likely have recovered to pre-pandemic levels. CA's projected visa demand assumes changes in international business and travel normalized following the pandemic will continue to reflect a slightly decreased demand for visas, whereas demand for U.S. passports will continue to increase. Thus, consular revenue will continue to rely more on demand for passport services than for visa services. CA projects 11.1 million Non-Immigrant Visa (NIV) receipts in FY 2024, a slight increase from FY 2023, but still below pre-pandemic levels. The FY 2024 passport demand estimate of 19.1 million applications is a decrease of 4 percent from FY 2023 projections but remains higher than pre-pandemic norms.

For FY 2024, the Department anticipates collecting \$434 million in Passport Application and Execution Fees, to be credited as offsetting collection, and requests authority to spend \$250 million of these fees. This reinforces the principle that these collections should be available to cover U.S. citizen services and passport services. To offset this increased spending authority relative to FY 2023, the Budget proposes cancellation of \$250 million in other CBSP prior-year balances.

The following information table displays projected obligations for the CBSP in FY 2024, including increases/decreases from FY 2023 Adjusted Enacted.

Funds by Program Activity
(\$ in thousands)

Consular Fee Spending by Program¹	FY 2022 Actual	FY 2023 Request	FY 2023 Adjusted Enacted	FY 2024 Request	Change from FY 2023 Adjusted Enacted
Bureau of Consular Affairs	2,559,679	2,508,256	3,144,936	3,085,447	-59,489
Consular Systems and Technology	476,255	478,952	639,870	641,698	1,828
Domestic Executive Support	20,944	16,683	54,440	60,051	5,611
Fraud Prevention Programs	2,447	2,303	2,716	3,056	340
Visa Services	226,423	214,592	284,923	284,923	-
Passport Services	839,904	896,365	1,092,336	1,092,336	-
Overseas Citizens Services	12,094	11,188	14,251	14,251	-
Overseas Support	976,678	883,239	1,051,466	984,198	-67,268
FSN Separation Liability Trust Fund	4,934	4,934	4,934	4,934	-
Partner Bureaus	476,214	515,291	541,121	539,060	-2,061
Bureau of Administration	61,018	58,340	61,887	48,495	-13,392
Diplomatic Security	49,592	50,539	48,454	48,454	-
Overseas Buildings Operations	223,855	278,816	281,357	287,251	5,894
Information Resource Management	61,572	45,595	63,574	63,574	-
Criminal Investigations	-	120	120	120	-
Foreign Service Institute	25,745	25,921	25,921	28,121	2,200
Post Assignment Travel	31,280	34,787	34,787	36,168	1,381
Global Talent Management	17,593	17,130	17,577	19,404	1,827
Bureau of Counterterrorism	59	76	76	105	29
Legal Adviser	3,071	2,308	4,015	4,015	-
Comptroller and Global Financial Services	1,328	1,028	1,428	1,428	-
Repatriation Loan Program (Admin.)	789	631	839	839	-
Medical Services	312	-	1,086	1,086	-
CBSF Salaries	647,292	774,338	774,338	872,483	98,145
Total Consular and Border Security Programs Spending	3,683,185	3,797,885	4,460,395	4,496,990	36,595

¹Program activity table does include spending of supplemental funding from American Rescue Plan Act (ARPA), Ukraine Supplemental, and Afghanistan support via Department of Defense Overseas Humanitarian Disaster, and Civic Aid OHDACA) transfer.

IT CENTRAL FUND (ITCF)

(\$ in Thousands)	FY 2022 Actual	FY 2023 Adjusted Enacted	FY 2024 Request	Change from FY 2023 Adjusted Enacted
Total	411,982	399,000	491,594	92,594
Capital Investment Fund	300,000	389,000	491,594	102,594
Expedited Passport Fee Revenues	77,812	-	-	-
Additional Funding ^{1,2}	34,170	10,000	-	-10,000

¹For FY 2022, \$24.2 million transfer of Diplomatic Programs funds from Ukraine Supplemental Appropriations Act, 2022 (Div. N, P.L. 117-103) to Capital Investment Fund (CIF), as notified in CN 22-172; \$10.0 million transfer from Additional Ukraine Supplemental Appropriations Act, 2022 (P.L. 117-128) to CIF, as notified in CN 22-233.

²For FY 2023, \$10.0 million transfer of Diplomatic Programs funds from the Consolidated Appropriations Act, 2023, (H.R. 2617) to Capital Investment Fund, as notified in the FY 2023 IT Central Fund Initial Operating Plan.

The Foreign Relations Authorization Act, Fiscal Years 1994 and 1995, established the Capital Investment Fund (CIF) for the development of Information Technology (IT) and other related programs for the Department of State. The Department utilizes the CIF to enhance its cybersecurity posture, develop new IT systems, procure enterprise-level software licenses, and modernize legacy IT infrastructure, such as financial, personnel and logistics applications. Prior to FY 2023, the IT Central Fund (ITCF) had been comprised of both the CIF appropriation and a portion of Expedited Passport Fee (EPF) revenues.

The FY 2024 CIF Request of \$491.6 million represents a \$102.6 million increase over the FY 2023 Adjusted Enacted level. The ITCF bolsters the Department's cybersecurity posture through development and procurement activities that support implementation of both Executive Order 14028, *Improving the Nation's Cybersecurity*, as well as OMB Memorandum M-22-09 *Moving the U.S. Government Toward Zero Trust Cybersecurity Principles*. Cybersecurity investments include Zero Trust programs, Cyber Event Logging, Increased Cloud Security, and Security Operations Center (SOC) Maturation.

(\$ in Thousands)	FY 2022 Actual	FY 2023 Adjusted Enacted	FY 2024 Request	Change from FY 2023 Adjusted Enacted
ITCF Total	411,982	399,000	491,594	92,594
<i>CIF Appropriation</i>	300,000	389,000	491,594	102,594
<i>EPF Revenues</i>	77,812			
<i>Additional Appropriations/ Transfers</i>	34,170	10,000		-10,000
Administration (A)	19,230	22,168	27,311	5,143

(\$ in Thousands)	FY 2022 Actual	FY 2023 Adjusted Enacted	FY 2024 Request	Change from FY 2023 Adjusted Enacted
Centralized Data Collection and Integration System (CDCIS) - myData	2,558		-	-
FREEDOMS Enterprise-Wide FOIA System	955	-	1,350	1,350
Global Information Services (GIS)/eRecords (State Archiving) System	3,873	-	5,825	5,825
Integrated Logistics Management System (ILMS)	9,124	19,794	4,190	-15,604
IT Management Services	2,720	2,374	-	-2,374
Workplace Management Initiative	-	-	14,000	14,000
Zero Trust Network Scanning Vulnerabilities	-	-	1,946	1,946
Arms Control, Verification and Compliance (AVC)	438	827	940	113
Nuclear Risk Reduction Center (NRRC)	438	827	940	113
Enhance AVC Bureau Secure Teleconferencing				
Budget and Planning (BP)	11,073	8,517	6,320	-2,197
Budget Formulation and Planning System (BFPS)	6,770	4,850	4,000	-850
Budget Systems Modernization (BSM)	4,303	3,667	2,320	-1,347
Comptroller, Global Financial Services (CGFS) Totals:	30,358	25,313	27,159	1,846
Cloud Solution Development Network	5,068	3,400	4,000	600
Development of Operations and Robotic Process Automation (RPA)	1,586	1,586	1,586	-
Global Foreign Affairs Compensation System (GFACS)	17,758	10,652	10,327	-325
Joint Financial Management System (JFMS)	5,146	8,875	7,657	-1,218
Global e-Travel Program (GeT)	800	800	1,200	400
Zero Trust Architecture for CGFS Applications (ZTA)	-	-	2,389	2,389
Foreign Service Institute (FSI)	11,540	8,653	8,017	-636
Continuous Instructional Support	2,907	1,538	-	-1,538

(\$ in Thousands)	FY 2022 Actual	FY 2023 Adjusted Enacted	FY 2024 Request	Change from FY 2023 Adjusted Enacted
Enterprise Learning Operations	-	-	2,850	2,850
Training Management Solutions	8,633	7,115	4,000	-3,115
Zero Trust Network Scanning Vulnerabilities	-	-	1,167	1,167
Global Talent Management (GTM)	14,200	12,094	14,618	2,524
Integrated Personnel Management System (IPMS)/ePerformance Modernization	14,200	12,094	14,618	2,524
Information Resource Management (IRM)	339,490	292,192	379,742	87,550
Cybersecurity Event Logging	3,300	17,090	19,590	2,500
Increased Cloud Security	580	51,850	50,554	-1,296
Security Operation Center (SOC) Maturation	25,880	8,220	8,220	-
Enterprise Architecture Services	529	-	-	-
Enterprise Software License and Maintenance	187,461	197,461	243,172	45,711
Global IT Modernization (GITM)	10,000	-	-	-
Data Center Infrastructure Services	2,500	-	15,200	5,200
Enterprise Multi-Cloud Ecosystem Management and Support	42,240	16,271	0,006	23,735
Artificial Intelligence (AI)	-	-	3,000	3,000
Network Refresh	-	1,300	-	-1,300
Ukraine Field Communications	10,000	-	-	-
Cloud - Continuous Integration/Continuous Deployment (CI/CD) Pipeline - EPF	2,900	-	-	-
Cybersecurity - EPF	15,600	-	-	-
DOS Enterprise Wi-Fi - EPF	10,500	-	-	-
Mobility Support Refresh Program - EPF	28,000	-	-	-
International Security and Nonproliferation (ISN)	672	745	1,076	331
Data Archive, Analysis, and Verification Environment Modernization (DAAVE)	672	-	-	-
IT Infrastructure	-	745	1,076	331

(\$ in Thousands)	FY 2022 Actual	FY 2023 Adjusted Enacted	FY 2024 Request	Change from FY 2023 Adjusted Enacted
Management/Strategic Services (M/SS)	4,974	11,045	10,550	-495
NSDD-38 Application	-	700	-	-700
Data Analytics Capabilities/Center for Analytics	4,974	6,645	9,600	2,955
Greening Diplomacy Initiatives	-	3,700	950	-2,750
Medical Services (MED)	8,409	7,446	15,100	7,654
Electronic Health Records (iHERS)	8,409	7,446	15,100	7,654
Political-Military Affairs	-	-	761	761
IT Infrastructure	-	-	372	372
Zero Trust Network Scanning's Vulnerabilities	-	-	389	389
Secretary (S)	3,640	-	-	-
Foreign Assistance Dashboard/Foreign Interagency Network Database (FIND)	3,640	-	-	-

WORKING CAPITAL FUND (WCF)

(\$ in Thousands)	FY 2022 Actual	FY 2023 Adjusted Enacted	FY 2024 Request	Change from FY 2023 Adjusted Enacted
WCF	1,520,587	1,683,136	1,886,275	203,139

The Working Capital Fund (WCF) operates under the legal authority of section 13 of the State Department Basic Authorities Act of 1956 (22 U.S.C. 2684) and does not receive direct appropriations. The WCF is a collection of 14 service centers: administrative services; freight forwarding; global publishing solutions; library; operations; information technology services; information technology desktop support; procurement; post-assignment travel; medical services; aviation services; special issuance passport services; services to the offices of foreign missions; and real property management. Funding is generated in the WCF from the provision of goods and services to the Department, other Federal agencies, and non-Federal sources. The fees collected from customers are used to pay for the acquisition of resources needed to ensure the continuous operation of the various WCF activities.

Customer collections are the cornerstone of the WCF business model. The WCF harnesses efficiencies through the leveraging of economies of scale, centralized cost control, and elimination of duplication across the organization. Like any other business, cash flow and carryover from year-to-year depend on when services are provided and when payments are received. Carryover allows the critical functions of the WCF to continue to operate smoothly at the beginning of each fiscal year, as well as during periods when revenue is adversely impacted, such as during a pandemic. Available funds also enable capital improvements and technology investments for WCF activities. Estimated FY 2024 obligations by service center are summarized below:

Funds by Service Centers

(\$ in Thousands)

WCF Service Centers (\$ in Thousands)	FY 2022 Actual	FY 2023 Adjusted Enacted	FY 2024 Request	Change from FY 2023 Adjusted Enacted
Administrative Services (A Bureau)	3,617	3,019	3,183	164
Freight Forwarding (A Bureau)	434,419	348,271	474,384	126,113
Global Publishing Solutions (A Bureau)	18,245	20,444	18,400	-2,044
Library (A Bureau)	4,710	4,475	5,478	1,003
Operations (A Bureau)	12,617	13,810	16,848	3,038
Procurements Shared Services (A Bureau)	178,188	185,071	192,994	7,923

WCF Service Centers (\$ in Thousands)	FY 2022 Actual	FY 2023 Adjusted Enacted	FY 2024 Request	Change from FY 2023 Adjusted Enacted
Real Property Management (A Bureau)	-	160,000	163,200	3,200
Post Assignment Travel (GTM)	343,966	381,000	397,000	16,000
Bureau of Medical Services (MED)	34,060	60,000	61,200	1,200
Information Technology Services (IRM and A Bureau)	175,406	185,614	181,003	-4,611
Information Technology Desktop (IRM and A Bureau)	70,687	69,684	100,076	30,392
Aviation (INL and A Bureau)	190,614	183,745	198,058	14,313
Office of Foreign Missions (OFM)	21,387	34,871	35,568	697
Special Issuance Passports (CA)	32,670	33,132	38,883	5,751
Total	1,520,587	1,683,136	1,886,275	203,139

CREATING HELPFUL INCENTIVES TO PRODUCE SEMICONDUCTORS (CHIPS)

(\$ in Thousands)	FY 2022 Actual	FY 2023 Adjusted Enacted	FY 2024 Request	Change from FY 2023 Adjusted Enacted
ITSI Fund	-	100,000	100,000	-
Diplomatic Programs	-	15,800	15,800	-
Office of Inspector General	-	500	500	-
Economic Support Fund	-	66,700	66,700	-
Nonproliferation, Anti-terrorism, Demining, and Related Programs	-	17,000	17,000	-

The Creating Helpful Incentives to Produce Semiconductors (CHIPS) Act of 2022 (Div. A, P.L. 117-167) established a new International Technology Security and Innovation Fund (ITSI Fund), which authorizes and appropriates \$500.0 million (\$100.0 million per year over five years, starting in FY 2023). This funding is available to the Secretary of State to “provide for international information and communications technology security and semiconductor supply chain activities, including to support the development and adoption of secure and trusted telecommunications technologies, secure semiconductors, semiconductor supply chains, and other emerging technologies.” The ITSI Fund advances the purposes of the CHIPS Act, including up to \$4.5 million per year for salaries, expenses, and administration; and \$500,000 per year for oversight by the Office of the Inspector General.

Semiconductors and telecommunications networks are critical domains of global technology competition. Securing long-term U.S. national security and economic competitiveness hinges on the ability to: restore U.S. leadership in semiconductor manufacturing; bring cost-competitive trustworthy suppliers to the telecommunication market; and secure semiconductor supply chains. For example, if the United States’ adversaries can disrupt segments of the chip supply, they can negatively impact billions of dollars’ worth of manufacturing and tens of thousands of jobs in the U.S. economy. If U.S. adversaries dominate global telecommunications networks, they have the means to manipulate or disrupt essential services, critical infrastructure, and supply chains with the push of a button. As international adversaries increase their sway in both of these sectors, they will be better able to export authoritarian practices and undermine democratic governance.

The United States is mobilizing the full range of tools at its disposal to promote U.S. competitiveness in these sectors, including through: the Partnership for Global Infrastructure and Investment (PGII); the Indo-Pacific Economic Framework for Prosperity (IPEF); Digital Transformation with Africa (DTA); the Americas Partnership for Economic Prosperity (APEP); the U.S.-E.U. Trade and Technology Council (TTC); and overall implementation of the CHIPS Act. The State Department, through diplomacy and foreign assistance, is working to support U.S. leadership, national and economic security, and prosperity in these sectors, as well as enhance partnerships with key allies. USAID, the Development Finance Corporation (DFC), Export-Import Bank (EXIM), U.S. Trade and Development Agency (USTDA), and other U.S. government agencies are integral partners in these efforts.

The CHIPS Act requires the President to submit to Congress detailed allocations of the amounts made available under the ITSI Fund, with FY 2024 as the first year for these to be submitted as part of the President's Budget. The Department's proposed FY 2024 allocations are for the Bureau of International Security and Nonproliferation (ISN), the Bureau of Economic and Business Affairs (EB), the Office of the Chief Economist (OCE), the Bureau of Energy Resources (ENR), and the Bureau of Cyberspace and Digital Policy (CDP). These activities build on the FY 2023 Report to Congress on Proposed Allocations, submitted on November 7, 2022, and on the allocations in the FY 2023 Joint Explanatory Statement accompanying the FY 2023 appropriations act.

Semiconductor Supply Chains

Securing the global supply chain hinges on the United States' ability to restore its place among global leaders in semiconductor manufacturing technology. The goal of the CHIPS Act is to make the global semiconductor supply chain more resilient, diversified, and secure. The Department of Commerce's programs to promote the building of leading-edge semiconductor manufacturing facilities in the United States and to support U.S. research and development are the centerpiece of this effort.

The Department of State proposes to use FY 2024 ITSI funds to develop the international environment U.S. semiconductor manufacturing facilities need to succeed. There are three critical nodes in the semiconductor supply chain: (1) generating upstream inputs; (2) chip fabrication; and (3) downstream processing. The Department's aim is to meet essential needs at each node (*see figure 1*) in the following ways:

Upstream Inputs: Critical Materials Project: \$6.0 million, Economic Support Fund

Funding will support increased production of the critical materials U.S. chip makers will need. Where domestic production is not feasible or sufficient, this will mean evaluating partner countries' ability to add/expand production. The Department will also identify and implement regulatory capacity-building and technical assistance in target nations to attract private investment. (*Lead: State/ENR*)

Fabrication: International Policy Coordination: \$6.0 million, Diplomatic Programs

State will coordinate with partner economies to support more resilient and diversified semiconductor supply chains. This effort may include: developing common or complementary approaches to industry incentives; improving coordination during supply disruptions; and cooperation on semiconductor over/under supply to help the private sector respond. (*Lead: State/EB*)

The Department will continue to develop an informal, multilateral semiconductor protection action group, as well as maintain a secure information-sharing platform that will maximize the timely exchange of select unclassified, non-proprietary export licensing data amongst a select group of semiconductor technology suppliers. The Department will also continue to support strategic opportunities to strengthen semiconductor security with allies and partners. (*Lead: State/ISN*)

Downstream: Capacity Building in the Americas and Indo-Pacific: \$20.0 million, Economic Support Funds, and \$17.0 million, Nonproliferation, Anti-terrorism, Demining, and Related Programs.

There is currently not enough international testing, packaging, and assembly capacity to support new U.S. facilities, and the capacity that does currently exist is geographically concentrated. These factors have recently triggered market shortages. To address this gap, the State Department will support downstream

processing capacity in target regions where additional capacity is needed to support domestic U.S. efforts. This support will include efforts to bolster assembly, testing, and packaging (ATP) operations. The Department will work to identify existing or potential bottlenecks in infrastructure, regulatory environment, or workforce in key economies. The Department will then work with interagency partners such as USAID to help fill those gaps, engaging host governments, industry, and stakeholders to build technical capacity and develop the workforce needed to facilitate new investments that will complement the growth of new U.S. chip production. *(Lead: State/EB)*

The Department will strengthen control policies to address proliferation threats by ensuring that needed increases in supply chain diversity do not create new loopholes adversaries can exploit to access leading-edge chips and technology. To prevent technology transfer, the State Department will help foreign partners in key regions to strengthen their regulatory environments, implementation practices, and enforcement measures, including export controls, intangible technology transfer (ITT) controls, internal compliance, investment screening, intellectual property protection, visa vetting, law enforcement, judicial processes, and outreach to industry. *(Lead: State/ISN)*


Information/Data - Map Supply/Demand Linkages: \$300,000, Diplomatic Programs

The Department will conduct international supply chain data analysis to identify potential bottlenecks and problematic market concentrations. This activity will include mapping entity relationships to identify entities of potential concern. The State Department will leverage this analysis to guide programming and benchmark progress. *(Lead: State/OCE)*

Information/Data - Supply Chain Mapping: \$5.0 million, Diplomatic Programs

The Department will promote improved quality and speed of semiconductor supply chain protection policymaking through the provision of consistent access to unclassified semiconductor industry data and analysis. *(Lead: State/ISN)*

Figure 1: Leveraging the ITSI Fund to meet essential needs along the semiconductor manufacturing value chain

<u>Semiconductor Production Chain:</u>			
	UPSTREAM <i>Generate inputs for fabrication.</i>	FABRICATION <i>Produce the chips.</i>	DOWNSTREAM <i>Testing, packaging, and assembly.</i>
<u>State Department ITSI Projects:</u>	Bring mining and refining capacity into supply chain to provide critical materials U.S. fabrication locations need to succeed.	Rally partners around common policy approach to avoid technology leakage and avoid subsidy arms race.	Bring partner nations into supply chain to provide ATP capacity U.S. fabrication locations need to succeed.
	Map the supply chain and forecast shifts to inform the policy roadmap.		

Semiconductor Supply Chains funding allocation: \$54.3 million (comprised of: \$26 million, Economic Support Fund; \$17 million, Nonproliferation, Antiterrorism, and Demining; and \$11.3 million, Diplomatic Programs)

Secure and Trustworthy Information and Communications Technology (ICT)

The State Department’s long-term objective with respect to secure ICT networks and services is to help partners harness the benefits of a vibrant digital economy underpinned by secure and trustworthy ICT infrastructure and services. Due to market distorting practices, untrustworthy telecommunications suppliers dominate, or are on the verge of dominating, the telecommunications infrastructure ecosystems in many countries. In addition to creating critical security challenges, their market position creates a “lock-in” effect, increasing opportunities to export authoritarian models of Internet governance along with ICT infrastructure and services. The lack of low-cost options is a significant barrier to partners’ use of secure and trustworthy ICT network equipment and services.

With FY 2024 ITSI Funds, the Department will work to position partners around the world to be able to harness the benefits of a vibrant digital economy through the development and adoption of secure and trustworthy ICT networks. To achieve this objective, the FY 2024 ITSI funding will build upon and expand FY 2023 programming along the following workstreams:

Develop, strengthen, and expand international enabling environments for secure ICT networks and services: \$10.7 million, Economic Support Fund

The Department will provide capacity building training and technical advisory support to raise risk awareness and support the adoption of policy and regulatory frameworks that ensure trust and security are central decision-making factors across the ICT ecosystem. Programs will also work to advance policies that promote telecommunications supplier diversity, including through the development and adoption of open and interoperable network architectures. *(Lead: State/CDP)*


Deploy secure ICT networks and services in partner countries, including open and interoperable network architectures, to drive innovation, increase competition, and drive down costs: \$20.0 million, Economic Support Fund

ITSI funds will support financing and de-risking for private sector investments in commercially viable secure ICT infrastructure and services in partner countries. These efforts will seek to help level the playing field for trustworthy vendors and increase competition and diversity in the supply chain, including by accelerating the commercialization of Open Radio Access Networks (Open RAN). *(Lead: State/CDP)*

Defend and strengthen networks with sound cybersecurity practices and incident response capabilities: \$10.0 million, Economic Support Fund

ITSI funds will build upon FY 2023 funding to expand technical assistance and operational support for cybersecurity incident preparation and response. These activities will be executed in coordination with the U.S. private sector, and they will include efforts to create healthy and thriving ICT ecosystems with cybersecurity tools and technologies, as well as national incident management capabilities, that defend against, manage, respond, and recover from persistent cybersecurity threats to ICT infrastructure. *(Lead: State/CDP)*

Figure 2: Leveraging the ITSI Fund to promote the development and adoption of secure ICT networks and services

			
<u>Secure ICT Objectives:</u>	DEVELOP <i>Create enabling environments for the deployment of secure and trustworthy ICT ecosystems.</i>	DEPLOY <i>Deploy secure ICT networks and services.</i>	DEFEND <i>Help Partner Countries defend against and address cyber threats.</i>
<u>ITST ICT Programs:</u>	Work with partners to adopt policy and regulatory frameworks for secure ICT ecosystems.	Level the playing field for secure and trustworthy vendors and accelerate Open RAN commercialization.	Provide cybersecurity incident response preparation and operational support.

Secure and Trustworthy ICT funding allocation: \$40.7 million, Economic Support Fund. This funding will be complementary to and closely coordinated with other sources of funding in this sector, including through the Digital Connectivity and Cybersecurity Partnership.

Oversight

The CHIPS Act also includes \$500,000 in funding for the Office of Inspector General (OIG) to oversee expenditures under the ITSI Fund. These funds would be used to execute audits, inspections, and other projects that focus on oversight of programs related to the CHIPS Act. These funds would also provide resources for operational and administrative support related to this oversight work. *(Lead: OIG)*

Salaries and Positions

The CHIPS Act provides up to \$4.5 million in Diplomatic Programs funding for salaries and related expenses for program management staff, including strategic monitoring and evaluation (MEL). The Department of State will use this funding to sustain salaries and expenses for the 18 new positions described in the FY 2023 Report to Congress, covering program administration and oversight in EB (6 FTE), CDP (7 FTE) and ISN (5 FTE). At least one position from each office will focus primarily on MEL to ensure a cohesive, elevated strategic monitoring and evaluation framework across the Fund as a whole.

FY 2024 Proposed Allocations

The Department’s proposed allocations of FY 2024 ITSI funds are included in the tables below. The Department notes that it intends to transfer some of this funding to other agencies, utilizing interagency agreements, for implementation, potentially including to USAID, DFC, EXIM, and USTDA, but additional planning is needed to determine specific allocations.

Bureau Allocation Summary
(\$ in thousands)

Bureaus	FY 2022 Actual	FY 2023 Adjusted Enacted	FY 2024 Request	Change from FY 2023 Adjusted Enacted
Economic and Business Affairs (EB)	-	24,500	24,500	-
Energy Resources (ENR)	-	6,000	6,000	-
Office of the Chief Economist (OCE)	-	300	300	-
International Security and Nonproliferation (ISN)	-	26,250	26,250	-
Cyberspace and Digital Policy (CDP)	-	42,450	42,450	-
Office of Inspector General (OIG)	-	500	500	-
Total	-	100,000	100,000	-

Position Summary

Positions	FY 2022 Actual	FY 2023 Adjusted Enacted	FY 2024 Request	Change from FY 2023 Adjusted Enacted
Economic and Business Affairs (EB)	-	6	6	-
Cyberspace and Digital Policy (CDP)	-	7	7	-
International Security and Nonproliferation (ISN)	-	5	5	-
Total	-	18	18	-

ITSI Fund Supported Activities by Funding Account
(\$ in thousands)

Activity and Bureau by Funding Source		FY 2022 Actual	FY 2023 Adjusted Enacted	FY 2024 Request	Change from FY 2023 Adjusted Enacted
Diplomatic Programs (DP)					
<i>Fabrication: International Policy Coordination</i>	EB	-	3,000	3,000	-
	ISN	-	3,000	3,000	-
<i>Information/Data - Map Supply/Demand Linkages</i>	OCE	-	300	300	-
<i>Information/Data - Supply Chain Mapping</i>	ISN	-	5,000	5,000	-
<i>Salaries</i>	EB	-	1,500	1,500	-
	ISN	-	1,250	1,250	-
	CDP	-	1,750	1,750	-
DP Subtotal		-	15,800	15,800	-
Office of the Inspector General (OIG)					
<i>Oversight</i>	OIG	-	500	500	-
OIG Subtotal		-	500	500	-
ESF					
<i>Upstream Inputs: Critical Materials Project</i>	ENR	-	6,000	6,000	-
<i>Downstream: Capacity Building in the Americas and Indo-Pacific</i>	EB	-	20,000	20,000	-
<i>Develop, strengthen, and expand an international enabling environment to invest in ICT networks and services</i>	CDP	-	10,700	10,700	-
<i>Deploy and expand open and secure networks and services in partner countries, driving innovation, increasing competition, and driving down costs</i>	CDP	-	20,000	20,000	-
<i>Defend and strengthen these networks with sound cybersecurity practices and incident response capabilities</i>	CDP	-	10,000	10,000	-
ESF Subtotal		-	66,700	66,700	-

Activity and Bureau by Funding Source		FY 2022 Actual	FY 2023 Adjusted Enacted	FY 2024 Request	Change from FY 2023 Adjusted Enacted
Nonproliferation, Anti-terrorism, Demining, and Related Programs (NADR)					
<i>Downstream: Capacity Building in the Americas and Indo- Pacific</i>	ISN	-	17,000	17,000	-
NADR Subtotal		-	17,000	17,000	-
TOTAL		-	100,000	100,000	-

EMBASSY SECURITY, CONSTRUCTION, AND MAINTENANCE (ESCM)

(\$ in Thousands)	FY 2022 Actual	FY 2023 Adjusted Enacted	FY 2024 Request	Change from FY 2023 Adjusted Enacted
ESCM	1,983,149	1,957,821	2,013,182	55,361
Ongoing Operations	850,722	902,615	917,381	14,766
Worldwide Security Upgrades	1,132,427	1,055,206	1,095,801	40,595
Additional Funding ¹	110,000	-	-	-
Sub-Total	2,093,149	1,957,821	2,013,182	55,361
Rescission / Cancellation	-670,000	-42,000	-174,000	-132,000
<i>OHDACA Transfer</i> ²	-	156,000	*	-156,000
ESCM Grand Total	1,423,149	2,071,821	1,839,182	-232,639

¹ FY 2022 Additional Funding includes \$110 million appropriated by the Additional Ukraine Supplemental Appropriations Act, 2022 (Public Law 117-128).

² In addition to the FY 2023 Adjusted Enacted, \$156 million was transferred in from Department of Defense Overseas Humanitarian Disaster, and Civic Aid (OHDACA) funds to continue the Department’s Afghanistan-related Enduring Welcome (EW) support. Additional funds are anticipated to transfer during FY 2023.

The Bureau of Overseas Buildings Operations (OBO), funded through the Embassy Security, Construction, and Maintenance (ESCM) appropriation, is responsible for providing U.S. diplomatic and consular missions overseas with secure, safe, and functional facilities that represent the U.S. Government to the host nation and support the Department’s staff in their work to achieve U.S. foreign policy objectives. These facilities represent the best of American planning, design, engineering, construction, and facility management.

The FY 2024 Request is a net \$1.8 billion, which is \$232.6 million below the FY 2023 Adjusted Enacted level. The work supported by this request is vital, as more than 91,000 U.S. Government employees from 30 agencies at over 286 posts depend on the infrastructure OBO provides and maintains. The FY 2024 Request includes the Department of State’s share of the Capital Security and Maintenance Cost Sharing Programs (CSCS-MCS) to construct and maintain, new, secure facilities, consistent with the recommendation of the Benghazi Accountability Review Board (ARB). In FY 2024, the Budget supports a \$2.4 billion CSCS-MCS program for increased security construction, expanded security measures and personnel, and to further support the Indo-Pacific Strategy. The Maintenance Cost Sharing Program (\$482.1 million) and the Minor Construction and Improvement Program (\$110 million) address deferred maintenance for State’s facilities.

The entire ESCM appropriation is requested to remain available until expended, as having access to a ‘no-year’ account allows OBO to complete critical overseas projects without interruption and to periodically realign projects’ cost savings towards emerging priorities. Overseas design and construction timeframes span several fiscal years, to include ongoing site security and project supervision activities.

ENDURING WELCOME (EW)

The FY 2024 Request includes the creation of a new Enduring Welcome (EW) account. The purpose of this new account is to ensure that we meet our commitment to our Afghan partners who served alongside us in Afghanistan by providing a consolidated, flexible funding source to meet these complex responsibilities through the Department-led, whole-of-Government effort known as Enduring Welcome.

The U.S. Government has welcomed approximately 100,000 Afghans to the United States since the summer of 2021, and the Administration remains committed to the brave Afghans who stood side-by-side with the United States over the past two decades. Enduring Welcome is the whole-of-Government effort to expeditiously process the applications of our Afghan allies, such as Afghan Special Immigrant Visa (SIV) candidates, and family reunification cases, and welcome them to the United States—while simultaneously safeguarding national security.

During FY 2023, the Department of State assumed leadership of activities previously supported by the Department of Defense (DoD), including standing up and managing new overseas civilian processing sites, as necessary, to process the applications of certain individuals from Afghanistan for potential U.S. immigration benefits. As part of this transition, the DoD transferred Operations Allies Welcome-specific Overseas Humanitarian, Disaster, and Civic Aid (OHDACA) funding to the Department of State in FY 2023 to provide sustainment, wraparound services, and medical care for Afghans while their applications are processed. While not seeking additional appropriated funding, State's FY 2024 Request seeks authority to establish a new account in which remaining balances from previous Operation Allies Welcome (OAW) supplementals and EW transfers would be consolidated. The new account would enable the Department to integrate EW operational efforts as well as streamline prioritization, tracking, and management of resources.

The Bureau of South and Central Asian Affairs (SCA)'s Office of the Coordinator for Afghan Relocation Efforts (SCA/CARE) is assuming primary responsibility for those sustainment functions previously performed by DoD. These new duties will be in addition to CARE's existing tasks of identifying eligible individuals and preparing them for and facilitating their travel. CARE will also be responsible for general oversight of key elements and implementers of Enduring Welcome processes, including integrating support from the applicable Department bureaus such as the Bureaus of Population, Refugees, and Migration (PRM), Consular Affairs (CA), Overseas Buildings Operations (OBO), and Diplomatic Security (DS).

The Bureau of Population, Refugees, and Migration (PRM) leads and manages U.S. Refugee Admissions Program (USRAP) processing for Afghan refugee applicants and provides humanitarian assistance support for all Afghan guests at overseas processing facilities, which includes mental health and psychosocial support (MHPSS), non-food items and supplemental food, education, protection case management, and community engagement, in multiple locations as well as travel and medical screening for Afghan SIV candidates. PRM also monitors overseas site management and programming practices to ensure that they align with international humanitarian standards and protection principles and are accountable to Afghan guests who are awaiting processing of their applications.

OFFICE OF INSPECTOR GENERAL (OIG)

(\$ in Thousands)	FY 2022 Actual	FY 2023 Adjusted Enacted	FY 2024 Request	Change from FY 2023 Adjusted Enacted
Total	139,458	139,200	133,670	-5,530
State OIG	91,458	98,500	106,835	8,335
Special Inspector General for Afghanistan Reconstruction	40,000	35,200	26,835	-8,365
Additional Funding ^{1,2}	8,000	5,000	-	-5,000

¹FY 2022 Additional Funding includes \$4.0 million from the Ukraine Supplemental Appropriations Act, 2022 (Div. N, P.L.117-103) and \$4.0 million from the Additional Ukraine Supplemental Appropriations Act, 2022 (P.L.117-128).

²FY 2023 Additional Funding includes \$5.0 million from the Additional Ukraine Supplemental Appropriations Act, 2022 (Div. M, P.L.117-328).

The State Department’s Office of Inspector General’s (OIG) oversight obligations are broad and comprehensive, involving oversight of the Department of State and U.S. Agency for Global Media (USAGM) programs and operations. OIG also oversees the programs and operations of the U.S. Section of the International Boundary and Water Commission. In total, OIG oversees more than \$84 billion in Department, USAGM, and foreign assistance resources.

OIG fulfills statutory mandates by identifying vulnerabilities and major management challenges, while providing constructive recommendations that help agencies mitigate risk and improve their programs and operations.

From October 2013 through September 2021, OIG published more than 947 reports, which included audits of annual financial statements and procurement activities; inspections of Department and USAGM operations and facilities; and management assistance reports addressing vulnerabilities requiring agency leadership’s prompt action. During this same period, OIG identified more than \$2.9 billion in questioned costs and taxpayer funds that could be put to better use. While representing significant savings to the American taxpayer, these financial results do not fully measure OIG's most significant impact—its efforts to improve the safety of U.S. personnel and facilities and to strengthen the integrity of the programs, operations, and resources.

The Request includes a total of \$106.8 million for the Department of State OIG, \$8.3 million above the FY 2023 Adjusted Enacted level. The Request will enable OIG to maintain core operations, address identified Department major management challenges and pressing oversight requirements and adapt to future work and workforce requirements. It provides funding for OIG’s mandatory contribution to the Council of the Inspectors General on Integrity and Efficiency (CIGIE), basic pay and cost adjustments, and measures to ensure continued OIG compliance with professional and operating standards, including implementation of government-wide cybersecurity and digital technology mandates. The Request includes investments in audit and investigative capacity, vulnerability scanning and penetration testing programs, increased travel costs, and the establishment of a regional field office in Bangkok, Thailand. It also provides resources for diversity, equity, inclusion, and accessibility and human capital investments.

Special Inspector General for Afghanistan Reconstruction (SIGAR) will continue its statutory mission to conduct independent and objective audits, evaluations, investigations, and analysis of “programs and operations funded with amounts appropriated or otherwise made available” for the reconstruction of Afghanistan. SIGAR remains committed to conducting audits, evaluations, investigations, and other oversight work, including contracts, cooperative agreements, and grants, as well as activities funded by U.S. contributions to international organizations and trust funds. SIGAR also remains committed to detecting and deterring the diversion of U.S. funding to the Taliban, as such SIGAR will continue working on a major criminal investigative initiative focused on the flight of capital from Afghanistan to detect the theft of U.S. reconstruction funds.

The FY 2024 Request for SIGAR operations is \$26.8 million, a decrease of \$8.4 million from the FY 2023 Adjusted Enacted level. The Request reflects a projected reduction in SIGAR’s audit, inspection, and oversight work in FY 2024 and ongoing staff attrition while recognizing SIGAR’s important oversight work. SIGAR continues to provide oversight and lessons learned on reconstruction activities in Afghanistan and works to identify and preserve lessons that can help the United States protect taxpayer funds, learn from past failures, and determine best practices to benefit future endeavors.

EDUCATIONAL AND CULTURAL EXCHANGE PROGRAMS (ECEP)

(\$ in Thousands)	FY 2022 Actual	FY 2023 Adjusted Enacted	FY 2024 Request	Change from FY 2023 Adjusted Enacted
Total	763,150	777,500	783,715	6,215
Enduring ¹	753,750	777,500	783,715	6,215
Additional Funding ²	9,400	-	-	-

¹ The FY 2022 Actual allocation includes a transfer of \$750,000 from the Diplomatic Programs account for the Arctic Indigenous Exchange program.

² FY 2022 Additional Funding includes a transfer of \$9.4 million from the Diplomatic Programs account to Educational and Cultural Exchange Programs account (ECEP), appropriated by the Additional Ukraine Supplemental Appropriations Act, 2022 (Public Law No. 117-128).

The Bureau of Educational and Cultural Affairs (ECA) designs, implements, and oversees educational, professional, and cultural exchange programs and public engagement activities to increase mutual understanding, advance U.S. foreign policy and national security goals, and assist in developing peaceful relations among nations. ECA programs initiate and sustain people-to-people connections with other countries and create robust networks among current and future global leaders, developing strong partners who understand democratic values and society. More than one million people have participated in ECA-funded programs since they began almost 80 years ago, including more than 230,000 U.S. citizens. Also, more than 4.4 million participants have traveled to the United States on the privately funded BridgeUSA programs. ECA exchange alumni have impact and reach in all levels of education, health, civil society, business, and government. Additionally, 676 current or former heads of state and government and 87 Nobel Prize winners are ECA exchange alumni.

U.S. ambassadors depend on ECA exchanges to foster relationships with current and future government, business, and civil society leaders. U.S. embassies regard exchanges as an essential means to connect the country team on a day-to-day basis to the local population and those who share specific mission goals. ECA exchanges and public diplomacy activities align resources to target geographic areas and societal actors not easily reached through traditional means. ECA demonstrates U.S. foreign policy in practical terms, as program participants apply what they learn in their communities through personal and professional networks.

People-to-people exchanges provide significant benefits to the American people and economy. Roughly 90 percent of the Educational and Cultural Exchange Programs appropriation is spent in the United States or invested in U.S. citizens and organizations. Academic and professional exchanges with foreign exchange participants bring international networks to American campuses and workplaces, while building skills and expertise for those U.S. participants who go abroad. ECA programs allow U.S. and foreign leaders to exchange and increase professional skills that enable and support them to address global challenges. ECA promotes American values through educational, professional, sports, and cultural exchange programs that bolster democratic principles. ECA exchange programs encourage activities in the U.S. interest and expose participants to democratic practices and institutions.

The Department's FY 2024 Request for ECA is \$783.7 million, \$6.2 million above the FY 2023 Adjusted Enacted level.

Academic Programs: \$381.8 million

The FY 2024 Request for Academic Programs is \$381.8 million, a decrease of \$7.8 million from the FY 2023 Adjusted Enacted level. The Fulbright Program, reaching all sectors of society and its related exchanges, will support more than 7,000 talented and diverse U.S. and international participants to address shared global challenges, strengthen bilateral relationships, and build inclusive societies. The Gilman Program, which provides study abroad opportunities for financially disadvantaged populations, will provide 3,000 American undergraduates the opportunity to master globally competitive skills. EducationUSA will bolster U.S. higher education to compete against China, Russia, and others to attract more globally mobile students to American institutions. English language programs will combat disinformation and increase access for more than ten million learners and teachers. The South Pacific Scholarship Program will provide opportunities for Master's and Bachelor's degree study at the University of Hawai'i in fields directly relevant to Pacific Island countries' development needs and enable the recipients to obtain a broader understanding of the United States. Funding for the Albright Women's Leadership Institutes will support participants from foreign countries with a focus on understanding and promoting the core principles of a democratic society. Funding for American Spaces will support virtual and in-person platforms for tens of millions of visitors to access accurate information reflecting universal values such as democratic and civic engagement.

Professional and Cultural Exchanges: \$222.5 million

The FY 2024 Request for Professional and Cultural Exchanges is \$222.5 million, a decrease of \$5 million from the FY 2023 Adjusted Enacted. The Request will support the International Visitor Leadership Program in advancing Administration priorities, including global health, countering disinformation, climate and energy security, and cybersecurity, and the Arctic Exchange Program to foster more significant ties between business communities in North America and Greenland. The Request will also support the Citizen Exchanges Program in presenting positive alternatives to Chinese and Russian narratives and influence by advancing values of diversity, equity, inclusion, and accessibility as well as democracy, human rights, civic participation, and transparency with a focus on issues related to youth and young professionals, women, and traditionally underrepresented populations in international exchange programs. These resources will support ECA to advance U.S. foreign policy by engaging with and influencing international civil society audiences.

Special Initiatives: \$66.8 million

The FY 2024 Request for Special Initiatives is \$66.8 million, an increase of \$11.3 million from the FY 2023 Adjusted Enacted. Special Initiatives include \$16.5 million for the Young Southeast Asian Leaders Initiative (YSEALI), \$6.6 million for the Young Leaders of the Americas Initiative (YLAI), \$25.7 million for the Young African Leaders Initiative (YALI), \$12.0 million for Countering State Disinformation and Pressure, and \$6.0 million for the Community Engagement Exchange (CEE) Program.

The FY 2024 Request for Young Leaders Initiatives is \$48.8 million. Programs under YALI, YSEALI, and YLAI empower and bolster young business, civil society, and government leaders through academic coursework, leadership training, mentoring, networking, and follow-on support. These initiatives

demonstrate American leadership, foster economic connections to U.S. interests, and provide a forum to share experiences with emerging leaders from Africa, Southeast Asia, and Latin America while contributing to regional peace and stability. Moreover, the increases for the Young Leaders Initiatives support the Administration's commitments to doubling of the YSEALI, as announced at the ASEAN summit in May 2022, and reflects the Administration's enduring commitment to Africa through the YALI program, which was highlighted during the U.S. Africa Leaders' Summit.

The FY 2024 Request includes \$12.0 million for programs countering state-sponsored disinformation campaigns. ECA leverages existing program models to enhance cross-border, cross-generational, and cross-platform human networks, which are the most effective antidotes for addressing foreign disinformation efforts. Funding is allocated to programs in key countries strategically vetted with the Bureau of European and Eurasian Affairs, the Bureau of South and Central Asian Affairs, and the Global Engagement Center. ECA programs develop critical thinking and media literacy skills and empower emerging and established leaders and influencers.

The FY 2024 Request includes \$6.0 million to sustain CEE, ECA's core civil society exchange program, focusing on some of the most vulnerable countries worldwide. CEE expands the generational, geographic, and thematic reach of ECA's professional exchanges to support a new generation of community leaders at the grass-roots level. CEE is designed for a younger cohort, focusing on individuals new to civil society with approximately two years of work or volunteer experience in 100 targeted countries. The exchange provides a strong counterpoint to continued declines in global freedom. It ensures that young civil society leaders have the network, skills, and resources to support democracy worldwide.

Program and Performance: \$13.5 million

The FY 2024 Request for Program and Performance is \$13.5 million, \$2.3 million below the FY 2023 Adjusted Enacted. Funding will sustain cross-cutting program management activities that increase the U.S. Government's return on investment in exchange programs, including evaluations and monitoring, exchange alumni programming and outreach, the U.S. Speaker Program, the Cultural Heritage Center and the Cultural Antiquities Task Force.

Exchanges Support: \$99.1 million

The FY 2024 Request for Exchanges Support is \$99.1 million, an increase of \$10 million above the FY 2023 Adjusted Enacted level for the FY 2024 projected American Pay Raise, one new position to support YSEALI, IT modernization, and various working capital funds and other IT support charges. Funding will sustain operational support, fiscal oversight, and participant safety and well-being to ensure program success.

Funds by Program Activity
(\$ in thousands)

Activities	FY 2022 Actual	FY 2023 Adjusted Enacted	FY 2024 Request	Change from FY 2023 Adjusted Enacted
Academic Programs	371,188	389,639	381,766	-7,873
Fulbright Program	275,000	287,500	285,250	-2,250
<i>McCain Fellowships and Institute [non-add]</i>	[900]	[900]	[900]	-
<i>Madeleine Albright Fellowship [non-add]</i>	-	[1,500]	[1,500]	-
American Spaces Program	15,000	16,000	14,939	-1,061
Global Academic Exchanges	63,180	63,981	62,702	-1,279
Educational Advising and Student Services	13,377	13,781	13,321	-460
English Language Programs	45,200	45,200	45,015	-185
American Overseas Research Centers	4,603	5,000	4,366	-634
Special Academic Exchanges	18,008	22,158	18,875	-3,283
South Pacific Exchanges	375	1,000	1,000	-
Timor Leste Exchanges	375	400	375	-25
Mobility (Disability) Exchange Clearinghouse	583	583	600	17
Benjamin A. Gilman International Scholarship Program	16,000	17,000	16,200	-800
<i>McCain Scholars [non-add]</i>	[700]	[700]	[700]	-
Tibet Fund	675	675	700	25
Fulbright University - Vietnam	-	2,500	-	-2,500
Professional and Cultural Exchanges	225,860	227,500	222,515	-4,985
International Visitor Leadership Program	105,000	105,000	102,627	-2,373
Citizen Exchange Program	113,860	115,000	113,388	-1,612
<i>TechCamp [non-add]</i>	[2,000]	[2,000]	[2,000]	-
Special Professional and Cultural Exchanges ¹	7,000	7,500	6,500	-1,000
Arctic Exchange Program	750	750	750	-
Ngwang Choephel Fellows (Tibet)	750	750	750	-
J. Christopher Stevens	5,500	6,000	5,000	-1,000
Special Initiatives	53,000	55,500	66,814	11,314

Activities	FY 2022 Actual	FY 2023 Adjusted Enacted	FY 2024 Request	Change from FY 2023 Adjusted Enacted
Young Leaders Initiatives	35,000	37,500	48,814	11,314
Young Leaders in the Americas Initiative	6,600	6,600	6,600	-
Young African Leader's Initiative	20,600	20,600	25,714	5,114
Young South-East Asian Leaders Initiative	7,800	10,300	16,500	6,200
Countering State Disinformation and Pressure	12,000	12,000	12,000	-
Community Engagement Exchange Program	6,000	6,000	6,000	-
<i>Pawel Adamowicz Exchange Program [non-add]</i>	<i>[1,000]</i>	<i>[1,000]</i>	<i>[1,000]</i>	-
Program and Performance	15,600	15,800	13,530	-2,270
U.S. Speaker Program	4,000	4,000	3,929	-71
Evaluation	4,746	4,746	3,332	-1,414
Alumni	5,854	5,854	5,154	-700
Cultural Antiquities Task Force	1,000	1,200	1,115	-85
Exchanges Support	88,102	89,061	99,090	10,029
Subtotal	753,750	777,500	783,715	6,215
Additional Appropriations for Ukraine²	9,400	-	-	-
TOTAL	763,150	777,500	783,715	6,215

¹ The FY 2022 Actual allocation includes a transfer of \$750,000 from the Diplomatic Programs account for the Arctic Indigenous Exchange program.

² FY 2022 Additional Appropriations includes a transfer of \$9.4 million from the Diplomatic Programs account to Educational and Cultural Exchange Programs appropriated by the Additional Ukraine Supplemental Appropriations Act, 2022 (Public Law No. 117-128). The additional funds support higher education, cultural heritage protection, and economic and trauma recovery programs.

REPRESENTATION EXPENSES (REP)

(\$ in Thousands)	FY 2022 Actual	FY 2023 Adjusted Enacted	FY 2024 Request	Change from FY 2023 Adjusted Enacted
REP	7,415	7,415	7,415	-

The FY 2024 Request of \$7.4 million for Representation Expenses provides for protocol-related expenses. Representation Expenses funds are provided directly to bureaus, primarily for hosting foreign officials and citizens at embassy events. These events enable Department personnel to observe host country protocols and cultural traditions, such as the installation or inauguration of national leaders, recognition of deaths or marriages of prominent citizens, and national holidays. Participation in these activities advance the Department’s goals and objectives by promoting American leadership and global prosperity and strengthening democratic institutions abroad.

**EMERGENCIES IN THE DIPLOMATIC AND CONSULAR SERVICE
(EDCS)**

(\$ in Thousands)	FY 2022 Actual	FY 2023 Adjusted Enacted	FY 2024 Request	Change from FY 2023 Adjusted Enacted
EDCS	7,385	8,885	10,685	1,800
Additional Funding ¹	317,900	-	-	-
Sub-Total	325,285	8,885	10,685	1,800
<i>OHDACA Transfer</i> ²	-	20,000	-	-20,000
Emergencies in the Diplomatic and Consular Service Grand Total	325,285	28,885	10,685	-18,200

¹ In FY 2022, Additional Funding includes \$276.9 million from the Afghanistan Supplemental Appropriations Act, 2022 (Div. C, P.L.117-43), \$36.0 million from the Additional Afghanistan Supplemental Appropriations Act, 2022 (Div. B, P.L.117-70), and \$5.0 million transferred per CN 22-154 from funds appropriated to the Diplomatic Programs account in the Ukraine Supplemental Appropriations Act, 2022 (Div. N, P.L.117-103).

² In addition to the FY 2023 Adjusted Enacted, \$20 million was transferred in from Department of Defense Overseas Humanitarian Disaster, and Civic Aid (OHDACA) funds to continue the Department's Afghanistan-related Enduring Welcome (EW) support.

Consistent with section 4 of the State Department Basic Authorities Act (22 U.S.C. 2671), the Emergencies in the Diplomatic and Consular Service (EDCS) appropriation is a no-year appropriation used to meet unforeseen emergency requirements in the conduct of foreign affairs. This includes evacuations of U.S. Government personnel and their families overseas, and, in certain circumstances, private U.S. citizens and third country nationals. It also includes other authorized activities that further the realization of U.S. foreign policy objectives. EDCS has been used for Enduring Welcome (EW) and related Afghanistan support (in September 2022, the Department began referring to its Operations Allies Welcome efforts as EW). Additionally, consistent with section 122(a) of the Continuing Appropriations Act, 2023 (Div. A, P.L. 117-180), the Department recently transferred \$20 million from the Department of Defense Overseas Humanitarian, Disaster, and Civic Aid (OHDACA) Operation and Maintenance appropriation to EDCS for EW support.

The EDCS appropriation can also support travel costs for certain engagements by senior Administration officials, such as the U.S. hosting of international conferences and participation in other diplomatic events. These include participation in the United Nations (UN) and the Organization of American States General Assembly, the G-20 Summit, and the U.S.-China Strategic and Economic Dialogue.

The Rewards category of EDCS covers the Department's Rewards Program. The program pays rewards for information related to international terrorism, narcotics-related activities, transnational organized crime, and war crimes, consistent with section 36 of the State Department Basic Authorities Act of 1956 (22 U.S.C 2708). The program has been instrumental in bringing to justice international terrorists, notorious narcotics traffickers, and war criminals sought by the UN International Criminal Tribunals for

the Former Yugoslavia and Rwanda. Funds appropriated for these purposes are authorized to remain available until expended.

The Department's FY 2024 Request of \$10.7 million is an increase of \$1.8 million above the FY 2023 Adjusted Enacted level, primarily for anticipated increases in EDCS-funded flights and other associated costs to repatriate wrongful detainees upon their release from detentions. The FY 2024 Request does not include funding for the Rewards Program, which is drawn, as needed, from transfers of Diplomatic Programs expired unobligated balances pursuant to the Department of State, Foreign Operations, and Related Programs Appropriations Act, 2008 (Div. J, P.L. 110-161).

BUYING POWER MAINTENANCE ACCOUNT (BPMA)

(\$ in Thousands)	FY 2022 Actual	FY 2023 Adjusted Enacted	FY 2024 Request	Change from FY 2023 Adjusted Enacted
BPMA	-	-	-	-

The Buying Power Maintenance Account (BPMA) is authorized under section 24 of the State Department Basic Authorities Act of 1956 (22 U.S.C. 2696). The BPMA is intended to offset adverse fluctuations in foreign currency exchange rates or overseas wage and price changes. Funds may be transferred from this account to other accounts under the heading “Administration of Foreign Affairs” to maintain the approved levels of operations under the relevant account. The FY 2023 end of year BPMA balance is projected to be \$500,000.

The FY 2024 Request does not include direct appropriated funding for the BPMA. As in previous years, the Department will continue to use BPMA balances and related transfer authority to manage exchange rate fluctuations, as well as overseas inflation adjustments and locally employed staff wage increases.

PROTECTION OF FOREIGN MISSIONS AND OFFICIALS (PFMO)

(\$ in Thousands)	FY 2022 Actual	FY 2023 Adjusted Enacted	FY 2024 Request	Change from FY 2023 Adjusted Enacted
PFMO	30,890	30,890	30,890	-

The Bureau of Diplomatic Security administers two programs for the extraordinary protection of international organizations, foreign missions and officials, and foreign dignitaries (under certain circumstances) throughout the United States. These programs are the Extraordinary Protection of International Organizations, Foreign Missions and Officials in New York, and the Extraordinary Protection of International Organizations, Foreign Missions and Officials elsewhere in the United States. This work is done under the authority of the Foreign Missions Act (22 U.S.C. § 4314) and 18 U.S.C. § 3056A(d), as delegated by Exec. Order No. 12478 (1984).

The Protection of Foreign Missions and Officials (PFMO) program is essential to the protection of foreign missions and their personnel within the United States, as stipulated in the Vienna Conventions on Diplomatic and Consular Relations. The PFMO program was created to compensate, in part, U.S. law enforcement agencies at the municipal, state, and federal levels, along with qualified security professionals, for extraordinary services provided for the protection of foreign missions and officials. Payments may be made for extraordinary protective services as set forth in the Foreign Missions Act. Prior to payment, the Department must validate and certify each expense as proper and accurate. As funding remains available, validated claims are paid promptly.

The FY 2024 Request is \$30.9 million and assumes continuation of the authority, first provided in section 7034(j) of the Department of State, Foreign Operations, and Related Programs Appropriations Act, 2014 (Div. K, P.L. 113-76), to pay down arrears using expired, unobligated balances transferred from the Diplomatic Programs account.

REPATRIATION LOANS PROGRAM ACCOUNT (REPAT)

(\$ in Thousands)	FY 2022 Actual ¹	FY 2023 Adjusted Enacted	FY 2024 Request	Change from FY 2023 Adjusted Enacted
REPAT	1,800	1,300	1,800	500

¹In addition to the FY 2022 appropriation of \$1.3 million, \$500,000 was transferred from EDCS balances to enable increased loan authority.

When U.S. citizens overseas require financial assistance during personal emergencies to return to the United States, they may enlist the assistance of the U.S. Embassy or Consulate in that country. The Repatriation Loans Program provides emergency loans for temporary transportation, subsistence, and other related expenses to assist destitute U.S. citizens abroad who have no other source of funds to return to the United States. Approval of a repatriation loan is not based on an applicant’s creditworthiness. The recipient, or another adult U.S. citizen, is required to complete a written loan agreement which includes a repayment schedule.

The FY 2024 Request for the Repatriation Loans Program Account is \$1.8 million, an increase of \$500,000 from the FY 2023 Adjusted Enacted to reflect the rising costs of travel. These funds will allow the Department to subsidize the Repatriation Loans Program consistent with the Credit Reform Act of 1990. The FY 2024 subsidy rate is 54.19 percent, and the requested amount enables a loan level of approximately \$3.3 million. Permissive transfer authority of up to \$1 million from the Emergencies in the Diplomatic and Consular Service (EDCS) account would, if exercised, enable an additional \$1.8 million in loan authority.

Administrative costs for Repatriation Loans are funded by the Consular and Border Security Programs account.

PAYMENT TO THE AMERICAN INSTITUTE IN TAIWAN (AIT)

(\$ in Thousands)	FY 2022 Actual	FY 2023 Adjusted Enacted	FY 2024 Request	Change from FY 2023 Adjusted Enacted
AIT	32,583	34,083	34,964	881

Created in 1979 as a nonprofit corporation pursuant to the Taiwan Relations Act, the American Institute in Taiwan (AIT) plays a critical role in managing the extraordinarily broad and complex unofficial relationship between the United States and the authorities on Taiwan. The relationship is crucial for the maintenance of close security, economic, and people-to-people ties with the people on Taiwan. This relationship significantly benefits the American economy and people and is an essential element of the United States' efforts in Asia. Taiwan is the United States' eighth-largest goods trading partner. Two-way trade in goods and services totaled an estimated \$113.9 billion in 2021.

The Department's FY 2024 Request is \$35.0 million, an increase of \$881,000, for increased expenses attributable to overseas price inflation and locally employed staff wage increases.

CONTRIBUTIONS TO INTERNATIONAL ORGANIZATIONS (CIO)

(\$ in Thousands)	FY 2022 Actual	FY 2023 Adjusted Enacted	FY 2024 Request	Change from FY 2023 Adjusted Enacted
CIO	1,662,928	1,438,000	1,703,881	265,881

The Contributions to International Organizations (CIO) account is the source of funding for annual U.S. assessed contributions to 43 international organizations, including the United Nations (UN), organizations in the UN system such as the International Atomic Energy Agency (IAEA) and the International Civil Aviation Organization (ICAO), and other international organizations such as the North Atlantic Treaty Organization (NATO) and the Organization for the Prohibition of Chemical Weapons (OPCW).

International organizations offer opportunities to build and lead coalitions that advance shared interests, enable effective global cooperation, promote equity and equality, and protect rights and fundamental freedoms. The Administration is committed to promoting U.S. leadership in international organizations to build the coalitions needed to address our biggest global challenges – climate change, global health, peace and security, humanitarian response, revitalizing democracy and human rights, digital connectivity and technology governance, sustainable and inclusive development, and forced displacement and migration. Strategic U.S. investments in the multilateral system allow us to set the agenda to advance U.S. priorities, strengthen the effectiveness of international organizations, and share the burden of action among member states.

International organizations promote and facilitate coordinated efforts to end the COVID-19 pandemic, advance global public health security, and set international norms and standards in science and technology, environment, climate, and other relevant fields that foster a dynamic, inclusive, innovative national economy at home. International organizations also facilitate collective action by the world community to combat violent extremism, limit the spread of nuclear and chemical weapons, promote inclusive, sustainable, and climate-friendly economic growth and development, and forge solutions to the threats of armed conflict, hunger, poverty, and climate change.

International organizations offer significant benefits to U.S. taxpayers. Nearly every federal agency engages with international organizations to help advance U.S. foreign and domestic objectives. Countless U.S. businesses and citizens benefit from work done by international organizations to reduce barriers to trade, improve border and port security, obtain international patent and trademark protection, set standards for aviation and maritime security, and maintain the world’s telecommunications networks.

The FY 2024 Request is \$1,703.9 million, an increase of \$265.9 million compared to the FY 2023 Adjusted Enacted level. The Request fully funds U.S. assessments to organizations funded through the account and includes \$150 million support a U.S. return to the UN Educational, Scientific and Cultural Organization (UNESCO), as well as \$40 million for partial synchronization of deferred payments to the UN regular budget. The Request also includes \$17.0 million for reimbursements of taxes paid by American citizens working for international organizations funded through the account.

Nearly every federal department and agency interacts with one or more of the organizations funded through the CIO account to contribute to advancing their strategic objectives. International organizations

facilitate multilateral solutions to global challenges in science and technology, health, climate, and other relevant fields that help foster a dynamic, inclusive, and innovative U.S. economy.

UNESCO

After UNESCO granted membership as a state to the Palestinians, the United States ceased paying its assessed contributions to the organization consistent with restrictions under P.L. 101-146 and P.L. 103-236, resulting in approximately \$612 million in arrears equal to approximately 8 years of dues. As is the case at many other international organizations, the UNESCO Constitution provides that a Member State shall have no vote in the General Conference if the total amount of contributions due from it exceeds the total amount of contributions payable by it for the current year and the immediately preceding calendar year.

The Request includes \$150 million for a contribution to support a U.S. return to UNESCO, subject to application of the authority in section 7070 of Division K of P.L. 117-328 to waive the restrictions on contributions to UNESCO in P.L. 101-146 and P.L. 103-236.

Partial Synchronization of Assessed Contribution Payments for the UN Regular Budget

A key aspect of the United States reclaiming multilateral leadership is by paying its bills in full and on time. For many years, the United States has paid assessed contributions to the UN and 13 other international organizations later in the calendar year, creating significant financial difficulty for these organizations. Failure to meet financial obligations undermines U.S. credibility and leadership, and it jeopardizes the influence the country requires to push back on bad actors. As the United States seeks to respond to a range of global challenges, U.S. credibility is directly and frequently challenged by both adversaries and allies due to payment delays. In addition, failure to pay in full and on time limits the United States' ability to build consensus around practical solutions to manage the UN's liquidity crisis. The President and the Secretary have stated their commitment that the United States will pay its bills in full and on time.

Over the past few years, the UN has experienced acute financial difficulty with liquidity for the UN regular budget, which funds important U.S. interests like special political missions and envoys in Syria, Iraq, Yemen, Lebanon, and Burma, as well as key human rights mandates. The Secretary-General (SG) has been sounding the alarm about the financial situation affecting the UN regular budget in recent years noting the deepening liquidity crisis, which requires the UN to implement counter-productive funding restrictions that undermine timely delivery of mandates that support U.S. policy objectives.

The Request includes an incremental portion to address the most acute needs for the UN regular budget. While it would take approximately \$700 million to fully synchronize payments to the UN regular budget, this Submission is seeking \$40 million, which would ease the UN's liquidity crisis, strengthen our leadership by enhancing our credibility, and help U.S. payments align to the UN's budget timeline.

Common Funding for NATO

The Request includes \$8.9 million to support a priority U.S. strategic objective of increasing NATO common funding starting in 2023 as agreed to by the North Atlantic Council in December 2022. Increased funding for the NATO civil budget will enable the organization to maintain its technological and operational edge in the evolving strategic and security environment that includes threats and

challenges such as a more aggressive and assertive Russia and China, the need for strengthened cybersecurity, and threats posed by emerging and destructive technologies. At the June 2021 and June 2022 NATO Summits, Allied leaders agreed that they would increase resourcing, including through common funding, in order to support a higher level of ambition for NATO and address the complex modern security environment through annual civil budget increases through 2030.

Assessing Performance

The United States has long championed UN efficiency and effectiveness and will continue to advocate throughout the UN system for transparency and accountability. To advance U.S. national interests in the multilateral system, we provide financial, analytical, and management oversight and expertise to advocate for the effective, efficient, and responsible use of U.S. contributions to international organizations. The Bureau's monitoring, evaluation and learning also helps advance implementation of the Foundations for Evidence-Based Policymaking Act.

Resource Summary

(\$ in thousands)

Activities	FY 2022 Actual ¹	FY 2023 Adjusted Enacted	FY 2024 Request	Change from FY 2023 Adjusted Enacted
United Nations Regular Budget	697,883	692,567	707,048	14,481
International Residual Mechanism for Criminal Tribunals	8,519	7,892	7,892	-
Food and Agriculture Organization	109,517	101,557	107,604	6,047
International Atomic Energy Agency	107,425	101,603	111,262	9,659
International Civil Aviation Organization	17,427	17,536	18,346	810
International Labor Organization	93,216	89,327	91,764	2,437
International Maritime Organization	1,008	1,038	1,039	1
International Telecommunication Union	10,151	10,804	12,532	1,728
Universal Postal Union	2,583	3,073	3,090	17
World Health Organization	121,578	108,316	108,726	410
World Intellectual Property Organization	1,248	1,239	1,238	-1
World Meteorological Organization	16,107	15,869	15,998	129
Subtotal, UN and Affiliated Agencies	1,186,662	1,150,821	1,186,539	35,718
Organization of American States	46,042	43,186	42,632	-554
Pan American Health Organization	62,756	60,126	58,965	-1,161
Inter-American Institute for Cooperation on Agriculture	15,823	14,986	14,784	-202
Pan American Institute of Geography and History	324	324	324	-
Subtotal, Inter-American Organizations	124,945	118,622	116,705	-1,917
Organization for Economic Cooperation and Development	71,294	70,161	71,574	1,413
North Atlantic Treaty Organization	43,663	60,912	69,821	8,909
NATO Parliamentary Assembly	678	694	695	1
The Pacific Community	1,293	1,264	1,264	-
Asia Pacific Economic Cooperation	963	1,007	1,007	-
Colombo Plan Council for Technical Cooperation	16	17	17	-
Subtotal, Regional Organizations	117,907	134,055	144,378	10,323
Organization for the Prohibition of Chemical Weapons	17,403	19,016	17,686	-1,330
World Trade Organization	25,137	23,598	24,792	1,194
Customs Cooperation Council	3,618	3,649	3,649	-
Hague Conference on Private International Law	249	252	252	-
International Agency for Research on Cancer	1,851	1,799	1,831	32

Activities	FY 2022 Actual ¹	FY 2023 Adjusted Enacted	FY 2024 Request	Change from FY 2023 Adjusted Enacted
International Bureau of the Permanent Court of Arbitration	67	100	100	-
International Bureau of Weights and Measures	1,267	1,245	1,266	21
International Center Preservation of Cultural Property	838	898	898	-
International Copper Study Group	27	29	29	-
International Cotton Advisory Committee	377	401	401	-
International Grains Council	402	378	378	-
International Hydrographic Organization	99	107	107	-
International Institute for the Unification of Private Law	125	135	135	-
International Lead and Zinc Study Group	28	31	31	-
International Organization of Legal Metrology	113	123	124	1
International Renewable Energy Agency	4,531	4,769	4,769	-
International Seed Testing Association	11	11	11	-
International Tropical Timber Organization	293	296	293	-3
International Union for Conservation of Nature	514	537	537	-
International Union for Protection of New Varieties of Plants	280	292	291	-1
World Organization for Animal Health	222	273	273	-
Bureau of International Expositions	72	96	96	-
International Energy Forum	-	-	286	286
Subtotal, Other International Organizations	57,524	58,035	58,235	200
Total Contributions Not Including TRA	1,487, 038	1,461,533	1,505,857	44,324
TRA Total for All Organizations	16,701	16,812	16,968	156
Total Annual Requirements Including TRA	1,503,739	1,478,345	1,522,825	44,480
Adjustments to Contributions				
Payment of Human Rights-related UN Arrears ²	82,377	-	-	-
Application of Estimated UN Tax Equalization Fund Credits ³	-	-	-8,944	-8,944
Funds subject to P.L. 101-146 and P.L. 103-236 (UNESCO)	-	36,467	150,000	113,533
Synchronization of UN Regular Budget	-	-	40,000	40,000
Total Adjustments to Contributions	82,377	36,467	181,056	144,589

Activities	FY 2022 Actual ¹	FY 2023 Adjusted Enacted	FY 2024 Request	Change from FY 2023 Adjusted Enacted
Subtotal, Contributions after Adjustments	1,586,116	1,514,812	1,703,881	189,069
Appropriated Funds and Request				
Enduring Contributions to International Organizations	1,662,928	1,438,000	1,703,881	265,881
Total Appropriated Funds and Request	1,662,928	1,438,000	1,703,881	265,881
Prior-Year Carryforward Funds				
FY 2021 Carryforward into FY 2022	-	-	-	
FY 2022 Carryforward into FY 2023	-	76,812	-	
Total Appropriated and Carryforward Funds	1,662,928	1,514,812	1,703,881	
Estimated Year-end Balance	76,812	-	-	

¹ FY 2022 Actuals and FY 2023 Estimates are as of December 31, 2022.

² Amount represents arrears resulting from non-payment of contributions for UN regular budget assessments for calendar years CY 2017, 2018, and 2019 due to human rights-related withholdings.

³ FY 2024 amount is an estimated amount of credits that will enable payment of FY 2024 assessments in full..

CONTRIBUTIONS FOR INTERNATIONAL PEACEKEEPING ACTIVITIES (CIPA)

(\$ in Thousands)	FY 2022 Actual ¹	FY 2023 Adjusted Enacted	FY 2024 Request	Change from FY 2023 Adjusted Enacted
Total	1,498,514	1,381,915	1,940,702	558,787
Enduring	1,498,514	1,481,915	1,940,702	458,787
Rescissions/Cancellations	-	-100,000	-	100,000

¹ FY 2022 Actual reflects a \$100,000 transfer to the Diplomatic Programs (DP) account.

The Contributions for International Peacekeeping Activities (CIPA) account funds U.S. contributions to United Nations (UN) peacekeeping activities directed to the maintenance or restoration of international peace and security, which promote the peaceful resolution of conflict.

The FY 2024 Request of \$1.94 billion reflects the Administration’s goal of fully funding on-going U.S. peacekeeping assessments and paying down recently accumulated arrears. The Request would fully fund the estimated U.S. share of UN peacekeeping budgets for the UN’s July 1, 2024, through June 30, 2025, peacekeeping financial year. The FY 2024 Request also includes additional funding to pay arrears for UN peacekeeping missions: \$300 million to eliminate a portion of the arrears accrued for fiscal years 2017 through 2020 due to the 25 percent statutory cap and \$43.8 million to pay arrears accrued during the 2022-2023 peacekeeping year, also due to the 25 percent statutory cap. The \$344 million will be used as a partial payment towards a total of over \$1.1 billion in arrears accrued from fiscal years 2017 to present.

While the amounts that the Department contributes for UN peacekeeping missions are determined consistent with U.S. law, amounts assessed to the United States are determined through UN General Assembly resolutions that establish peacekeeping budget levels and member state assessments on an annual basis. The United States is currently assessed at 26.9 percent of the UN peacekeeping budget in calendar years 2022-2024, down from 27.9 percent in 2021. Negotiations on peacekeeping budget levels for the July 1, 2024 through June 30, 2025 peacekeeping financial year are anticipated to be completed in June 2023, at which time the Fifth Committee on administrative and budgetary affairs and the General Assembly will approve actual budget and assessment levels. The General Assembly will also adopt the 2025-2027 peacekeeping scale of assessment in December 2024.

The Request reflects the Administration’s commitment to reassert U.S. leadership in UN peacekeeping. The Department and the U.S. Mission to the United Nations in New York work to strengthen and reform UN peacekeeping operations to make them as effective and efficient as possible, while providing peacekeeping missions with realistic and achievable mandates and the necessary resources to fully implement those mandates. The Department and the U.S. Mission to the United Nations in New York review each existing mission’s mandate as it comes up for renewal to ensure mandates are designed and implemented to address conflicts, facilitate conditions conducive to life-saving humanitarian assistance, support political solutions, and meet the needs of the people on the ground. Where peacekeeping missions have fulfilled their mandates, the United States works with other

Security Council members to close or transition these operations, such as in recent cases of missions in Darfur and Liberia.

The Department and the U.S. Mission to the United Nations continue to advocate for increased accountability for performance in UN peacekeeping. Largely as a result of U.S. efforts, the UN is implementing the Integrated Peacekeeping Performance and Accountability Framework (IPPAF) – launched in 2020 – which identifies clear performance standards for all peacekeeping personnel, better systematizes performance evaluation and accountability, and outlines actions that peacekeeping missions and the Secretariat should take to rectify serious, systemic underperformance and to recognize outstanding performance.

UN peacekeeping operations funded through the CIPA account include:

- **UNDOF (Golan Heights)** is expected to complete its return to the area of separation and resume the inspection of the area of limitation on the Bravo (Syrian) side; however, the ongoing Syrian civil conflict, presence of armed elements in the area of separation, and COVID-19 have delayed these efforts. The mission will continue to monitor the ceasefire between Israel and Syria according to the 1974 Disengagement of Forces Agreement in a volatile environment.
- **UNIFIL (Lebanon)** will continue to contribute to peace and security in southern Lebanon and along the border with Israel while operating in an increasingly challenging environment. The mission’s most effective functions, including its liaison mechanism and patrols along the Blue Line, will provide value even as freedom of movement and access restrictions prevent full implementation of UNIFIL’s mandate.
- **UNFICYP (Cyprus)** will continue to support a bizonal, bicomunal, federal solution to the Cyprus problem by monitoring the ceasefire between the parties to ensure stability and lay a foundation for the resumption of UN-facilitated, Cypriot-led settlement talks. The mission will need to continue its efforts to monitor and address increased activities by the two communities in the buffer zone, including the establishment of prefabricated firing positions along the southern ceasefire line and inside the buffer zone.
- **UNMIK (Kosovo)** will continue to promote security, stability, and respect for human rights in Kosovo and the region.
- **MONUSCO (Democratic Republic of the Congo (DRC))** will focus on protection of civilians; supporting national disarmament, demobilization, and reintegration efforts; security sector reform; and other priority tasks specified in UN Security Council Resolution 2666 (December 2022), which renewed MONUSCO for a one-year period. The mission will also provide limited electoral support to the DRC government, while at the same time evaluating opportunities to continue its transition in line with the joint UN/GDRC phased, conditions-based drawdown plan established in 2021. The Force Intervention Brigade will continue using its offensive mandate against armed groups, including ISIS-DRC (also known as Allied Democratic Forces (ADF), the Cooperative for the Development of the Congo (CODECO) and the resurgent M23, which continues to gain ground in North Kivu province with support from the Rwanda Defence Forces.
- **MINUSCA (Central African Republic (CAR))** will focus on its priority tasks to protect civilians from the threat of physical violence, support the peace process, facilitate the delivery of humanitarian assistance, promote respect for human rights, support the extension of state authority, facilitate political dialogue, bolster security sector reform, provide technical support for disarmament, demobilization, reinsertion and reintegration (DDRR) programs, support efforts to bring to justice

those responsible for war crimes and crimes against humanity in CAR, and support enforcement of the arms embargo.

- **UNISFA (Abyei, Sudan/South Sudan)** will continue to maintain security in the disputed Abyei area between Sudan and South Sudan. The security dynamics in Abyei have shifted since early 2022 due to the emerging tensions between the Twic Dinka and Ngok Dinka, an influx of displaced persons fleeing from violence in South Sudan and other neighboring countries, and the ongoing violence between the Ngok Dinka and Misseriya over migration-related issues. Abyei's security situation remains unpredictable due to the evolving dynamics and increased conflicts in the region. Lack of progress by Sudan and South Sudan on resolving the final status of Abyei and establishing interim institutions will necessitate UNISFA's presence at least through FY 2024, although we will continue to seek efficiency gains in the mission.
- **UNMISS (South Sudan)** will continue to play a critical role in protecting civilians, creating conditions conducive to the delivery of humanitarian assistance, supporting the peace process, and monitoring and investigating human rights. The escalating subnational violence, deteriorating humanitarian crisis, shrinking of political and civic space, continued lack of sustained commitment from South Sudanese parties to fully implement their political and security agreements essential for a successful transition and credible elections will necessitate UNMISS's presence through at least FY 2025.
- **MINURSO (Western Sahara)** will continue to deter the escalation of hostilities in Western Sahara and support the parties in achieving a lasting settlement. The UN also appointed Staffan de Mistura (Italy, Sweden) as the Personal Envoy of the UN Secretary-General for Western Sahara in November 2022, which has revitalized the UN-led political process, after over a two-year vacancy following the resignation of former German president Horst Koehler.
- **MINUSMA (Mali)** will continue to play a key role in supporting the implementation of the Algiers Peace Agreement, the political transition, the restoration of state authority, and the protection of civilians in the center and north of the country. Key tasks will focus on facilitating implementation of security and political benchmarks, ceasefire monitoring, stabilization, and protection of civilians.

The Department is also requesting funding for the following UN war crimes tribunal through the CIPA account:

- **UN International Residual Mechanism for Criminal Tribunals** will continue to do critical war crimes accountability work in follow-up to the International Criminal Tribunal for the former Yugoslavia and the International Criminal Tribunal for Rwanda.

For FY 2024, the Department requests that funds be appropriated in the CIPA account as two-year funds due to the demonstrated unpredictability of the requirements in this account from year to year and the nature of multi-year operations that have mandates overlapping U.S. fiscal years. Funding for Mission Monitoring and Effectiveness, which has previously been transferred from CIPA to Diplomatic Programs, have been included in the FY 2024 request for Diplomatic Programs.

Resource Summary

(\$ in thousands)

Activities	FY 2022 Actual	FY 2023 Adjusted Enacted ¹	FY 2024 Request	Change from FY 2023 Adjusted Enacted
Activities				
UN Peacekeeping Force in Cyprus (UNFICYP)	8,926	10,382	10,382	-
UN Disengagement Observer Force (UNDOF)	18,648	17,064	17,064	-
UN Interim Force in Lebanon (UNIFIL)	145,304	143,079	143,079	-
UN Mission Referendum in Western Sahara (MINURSO)	17,629	15,839	15,839	-
UN Interim Administration Mission Kosovo (UNMIK)	12,119	11,438	11,438	-
UN Organization Stabilization Mission in the Democratic Republic of the Congo (MONUSCO)	299,741	312,877	312,877	-
UN International Residual Mechanism for Criminal Tribunals (UNIRMCT)	10,435	9,667	11,112	1,445
The United Nations Interim Security Force for Abyei (UNISFA)	75,545	74,912	74,912	-
UN Mission in South Sudan (UNMISS)	324,860	334,752	334,752	-
UN Multidimensional Integrated Stabilization Mission in Mali (MINUSMA)	362,227	354,419	354,419	-
UN Multidimensional Integrated Stabilization Mission in the Central African Republic (MINUSCA)	312,577	311,036	311,036	-
Mission Monitoring and Effectiveness	100	-	-	-
Total Annual Requirements	1,588,111	1,595,465	1,596,910	1,445
Adjustments to Assessments				
Auto-Application of Credits ²	-85,978	-	-	-
Subtotal, Assessments after Adjustments	1,502,133	1,595,465	1,596,910	1,445
Adjustments to Contributions				
Contributions Not Payable Due to the Statutory Cap	-43,792	-115,403	-	115,403
Payments of Cap-Related Arrears from FY 2017 - FY 2020	-	-	300,000	300,000
Payments of Cap-Related Arrears from FY 2022	-	-	43,792	43,792
Subtotal, Contributions after Adjustments	1,458,341	1,480,062	1,940,702	460,640
Appropriated Funds and Request				
Enduring Contributions for International Peacekeeping Activities	1,498,614	1,481,915	1,940,702	458,787
Total Contributions for International Peacekeeping Activities	1,498,614	1,481,915	1,940,702	458,787

Activities	FY 2022 Actual	FY 2023 Adjusted Enacted ¹	FY 2024 Request	Change from FY 2023 Adjusted Enacted
Prior-Year Carryforward Funds				
FY 20201 Carryforward into FY 2022	93,520	-		
FY 2022 Carryforward into FY 2023	-	133,693		
Rescission of FY 2022 Unobligated Balances ³	-	-100,000		
Total Appropriated and Carryforward Funds	1,592,134	1,515,608		
Transfer to DP	-100	-		
Estimated Funds Remaining	133,693	35,546		

¹The FY 2023 Adjusted Enacted amounts are U.S. assessments estimated at the actual rate of 26.9 percent for July 2023 through June 2024, except for UNIRMCT because the UN General Assembly approved its actual budget in December 2022. The UN General Assembly will approve the actual budgets for the other individual missions in June 2023.

²Automatic Application of Credits includes \$85,249,027 credits for 2022-2023 and \$729,143 credits for 2021-2022, which could not be applied to 2021-2022 assessments because the combined amounts of available credits and appropriated funds paid at the rate of 25 percent exceeded the assessment amounts due. The credits were applied to current assessments.

³Section 7074(c) of the Department of State, Foreign Operations, and Related Programs Appropriations Act, 2023 (Div. K, P.L. 117-328) rescinds \$100 million in unobligated and unexpended balances from FY 2022 funds.

INTERNATIONAL BOUNDARY AND WATER COMMISSION (IBWC)

(\$ in Thousands)	FY 2022 Actual	FY 2023 Adjusted Enacted	FY 2024 Request	Change from FY 2023 Adjusted Enacted
Total	103,000	110,965	104,824	-6,141
IBWC - Construction	51,030	53,030	40,024	-13,006
IBWC - Salaries and Expenses	51,970	57,935	64,800	6,865

The International Boundary and Water Commission (IBWC) is a binational commission established to implement boundary and water treaties and international agreements between the United States and Mexico. The IBWC works to resolve binational issues that arise during the application of those treaties and agreements regarding boundary demarcation, national ownership of waters, sanitation, water quality, and flood control in the border region. The IBWC consists of a United States Section (USIBWC) and a Mexico Section (MXIBWC), each of which is independently funded and administered by its respective country. The USIBWC is headquartered in El Paso, Texas and receives foreign policy guidance from the U.S. Department of State. The USIBWC also has a diplomatic liaison located in the Bureau of Western Hemisphere Affairs' Office of Mexican Affairs, and twelve field offices strategically located along the United States-Mexico border for operations and maintenance of both domestic and international works authorized under treaty.

The IBWC operates and maintains nearly 100 hydrologic gaging stations, over 20,000 acres of floodplains, 500 miles of levees, 440 miles of river and interior floodway channels, four diversion dams, two international storage dams and associated hydroelectric power plants, roughly 700 hydraulic structures, two international wastewater treatment plants, and one-half of all boundary monuments and markers on the land boundary and at international ports of entry.

The FY 2024 Request for Salaries and Expenses (S&E) is \$64.8 million, an increase of \$6.9 million above the FY 2023 Adjusted Enacted level. The funding will support the hire of four new positions, sludge disposal and contract costs. Funding will also provide for USIBWC's administrative expenses and supports engineering activities. The S&E appropriation also provides for operations and maintenance of the agency's wastewater treatment and flood control infrastructure, which is intended to protect the lives and property from river floods and transboundary wastewater flows in bordering communities. The appropriation further preserves the demarcation of the U.S. and Mexico border.

The FY 2024 Request for IBWC Construction is \$40.0 million, a decrease of \$13.0 million from the FY 2023 Adjusted Enacted level. Funding will support the assessment, design, and construction of capital improvements at the international wastewater treatment plants, dams, river flood control levee systems, and field office facilities. The appropriation will also provide for the replacement of heavy mobile equipment and address deferred maintenance and repairs of capital assets. Planned uses of funds include facilitating the conveyance and control of waters of the Rio Grande and Tijuana Rivers for conservation and flood protection and Nogales Sewage Treatment Plant improvements.

Additional authority is also being requested for USIBWC to receive funds, including through grants or other funding agreements, from Federal or non-Federal entities to carry out the functions of the United

States Section and to study, design, construct, operate, and maintain treatment and flood control works and related structures.

A well-marked and maintained boundary also enables federal, state, and local law enforcement agencies to accomplish their duties more effectively. Maintaining this boundary ensures the sovereignty of each nation and limits the potential for serious and costly boundary disputes. The IBC maintains more than 5,500 land boundary monuments and more than 2,800 reference monuments and will continue to provide for the ongoing mapping and maintenance of a Geographical Information System.

INTERNATIONAL FISHERIES COMMISSIONS (IFC)

(\$ in Thousands)	FY 2022 Actual	FY 2023 Adjusted Enacted	FY 2024 Request	Change from FY 2023 Adjusted Enacted
IFC	62,846	65,719	53,804	-11,915

The FY 2024 Request provides \$53.8 million for the International Fisheries Commissions (IFC) to fund the United States’ anticipated treaty-mandated assessments and other expenses for 19 international commissions and organizations. This includes the U.S. share of operating expenses for 10 international fisheries commissions, the International Whaling Commission, two international marine science organizations, the Arctic Council, the Antarctic Treaty, and international shark and sea turtle conservation initiatives. Funds are required to maintain U.S. leadership and good standing – and, in many cases, voting privileges. These levels also include travel expenses of the U.S. Commissioners, and compensation payments to non-government employees for the days worked as U.S. Commissioners to the Pacific Salmon Commission. The FY 2024 Request is a reduction of \$11.9 million for the Great Lakes Fishery Commission (GLFC), from the FY 2023 Adjusted Enacted funding level, which included funds for sea lamprey control activities outside of GLFC in other lakes within the broader, interconnected Great Lakes ecosystem. The GLFC’s binational control program has successfully reduced sea lamprey populations in most areas of the Great Lakes by 90 percent; without it, the lakes’ \$7 billion fishery would not exist.

In most cases, U.S. contributions are required by treaties and agreements and are critical to maintaining U.S. leadership and protecting the interests of diverse U.S. stakeholders. Each commission facilitates international cooperation by coordinating scientific studies of marine resources and their habitats and establishing common management measures to be implemented by member governments. Many also oversee the allocation of fishing rights to their members. Full payment of assessments is required to maintain voting privileges and influence in the commissions and organizations to advance the economic and conservation interests of the United States and important constituent groups.

Through the ongoing efforts of the commissions and programs funded by this appropriation, many fishing areas that were nearly depleted are now yielding sustainable catches for U.S. commercial and sport fishermen, and some key endangered populations are recovering. The commercial and recreational fisheries managed by the commissions generate income of \$12 to \$15 billion annually and support thousands of U.S. jobs.

AMERICAN SECTIONS

(\$ in Thousands)	FY 2022 Actual	FY 2023 Adjusted Enacted	FY 2024 Request	Change from FY 2023 Adjusted Enacted
Total	15,008	16,204	16,505	301
International Joint Commission	10,802	10,881	11,087	206
International Boundary Commission	2,304	2,323	2,418	95
North American Development Bank	1,902	3,000	-	-3,000

International Joint Commission (IJC)

The FY 2024 Request includes \$11.1 million for the International Joint Commission (IJC), an increase of \$206,000 over the FY 2023 Adjusted Enacted amount. The increase will fund salary and benefit increases, additional funding for the International Watersheds Initiative (IWI) project and support the activities of the U.S. Section staff in Washington, DC, and a binational Great Lakes Regional Office in Windsor, Canada. The funding will also support ongoing technical studies and oversight of the operations of structures for which the IJC has responsibility.

The 1909 Boundary Waters Treaty established the IJC, which acts as a cornerstone of U.S.-Canadian relations along the border. The United States and Canada have been successful over the years utilizing the IJC as a model of cooperation in conducting studies and making recommendations on the use of boundary waters that are unbiased, scientifically based, inclusive and open to public input. The IJC reviews uses, obstructions, or diversions of boundary waters in one country that affect water levels and flows into the other, advises each government and conducts studies on critical issues of mutual concern, and assesses progress in restoration of water quality in the Great Lakes. Numerous boards and task forces, plus various related technical working groups and committees, assist the Commission with expert advice on science and policy issues.

International Boundary Commission (IBC)

The FY 2024 Request includes \$2.4 million for the International Boundary Commission (IBC) an increase of \$95,000 over the FY 2023 Adjusted Enacted. This funding will support salary increases and benefits and the maintenance of an accurately delineated and marked boundary between the United States and Canada, consistent with the mandate of the 1925 Treaty of Washington.

North American Development Bank (NADB)

The FY 2024 Request does not propose continued State Department funding for the North American Development Bank (NADB). The program activities previously funded by the Border Environment Cooperation Commission (BECC) appropriation can be supported by the NADB without relying on a specific State Department appropriation, nor has NADB requested this funding from the Department.

THE ASIA FOUNDATION (TAF)

(\$ in Thousands)	FY 2022 Actual	FY 2023 Adjusted Enacted	FY 2024 Request	Change from FY 2023 Adjusted Enacted
TAF	21,500	22,000	23,000	1,000

The Asia Foundation (TAF) is a non-governmental organization (NGO) that advances U.S. government interests in the Indo-Pacific region. Working through its network of 18 permanent offices throughout Asia, including in countries of particular importance to the United States, such as Indonesia, Thailand, China, the Philippines, Vietnam, India, and Pacific Island nations, TAF is well-recognized for solving local and regional problems in cooperation with host governments, local NGOs, and private sector partners. TAF’s programs focus on governance, economic reform and development, women’s empowerment, environment and climate action, and international and regional relationships utilizing local credibility and nuanced understanding of the issues facing each country. TAF mobilizes as opportunities arise for immediate impact, makes strategic grants, and implements longer term programs in support of U.S. foreign policy objectives.

TAF is often able to engage in situations and locations in which the U.S. government is not able to work directly. TAF partners with U.S. embassies, especially in countries where staff movement is constrained by the local security context. Building on its longstanding history in the region, TAF is seen as a neutral actor supporting conflict resolution, mediation, and monitoring of peace processes. TAF programs also advance religious and ethnic tolerance in the region, including in Indonesia and the Philippines, and help promote human rights across the region.

The FY 2024 Request provides \$23 million to sustain operating costs, bolster programs in the Indo-Pacific, and continue the response to post-COVID challenges. TAF’s Pacific office in Fiji will continue activities in-country and in the Pacific Island region to build on programs to support women’s empowerment, climate resilience, economic growth, digital technology, and governance initiatives.

EAST-WEST CENTER (EWC)

(\$ in Thousands)	FY 2022 Actual	FY 2023 Adjusted Enacted	FY 2024 Request	Change from FY 2023 Adjusted Enacted
EWC	19,700	22,000	22,255	255

The Center for Cultural and Technical Interchange between East and West (EWC) was established by an act of Congress as part of the Mutual Security Act of 1960. Its purpose is to promote better relations and understanding between the United States and the nations of Asia and the Pacific through cooperative study, training, and research. The EWC has promoted U.S. foreign policy interests and people-to-people engagement in the Asia Pacific region for 60 years and continues to foster understanding of U.S. policies and values, to build networks, and to leverage funds through more than 1,000 institutional partnerships in 80 countries and in the United States.

The EWC programs and activities address national and regional issues while providing a consistent U.S. presence in the region, helping ensure the security, stability, and freedom needed for enduring prosperity in the region.

The FY 2024 Request of \$22.3 million will sustain long-standing programs, activities, and grant support to advance the interests and values of the U.S. through the promotion of the rule of law, free flow of information, ethical academic and business practices, and good governance.

NATIONAL ENDOWMENT FOR DEMOCRACY (NED)

(\$ in Thousands)	FY 2022 Actual	FY 2023 Adjusted Enacted	FY 2024 Request	Change from FY 2023 Adjusted Enacted
NED	315,000	315,000	300,000	-15,000

The National Endowment for Democracy (NED) is a bipartisan, non-governmental organization with the single mission of advancing democracy in the world through arms-length, day-to-day diplomacy. NED is dedicated to fostering the growth of a wide range of democratic institutions abroad, including political parties, as well as trade unions, free markets, and business organizations. NED seeks to strengthen civil society by supporting human rights, independent media, and the application of the rule of law and has a structure that encompasses the vital political, labor, and economic dimensions of democracy. The National Endowment for Democracy Act (P.L. 98-164), passed in 1983, authorizes NED to receive U.S. government funding as a private non-profit organization.

NED is known for utilizing a distinctive demand-driven grant making approach which distinguishes it within the donor community. With the oversight of NED’s independent, bipartisan Board of Directors, NED awards grants to support more than 2,000 projects in more than 100 countries a year. NED’s grants program is bolstered by the International Forum for Democratic Studies, a democracy research center that publishes the Journal of Democracy and administers the Reagan-Fascell Fellows Program; the World Movement for Democracy, a global hub for democracy networking and solidarity; and the Center for International Media Assistance, which studies and makes recommendations on strengthening media assistance abroad.

The FY 2024 Request of \$300 million will enable NED to sustain a strong grants program in priority countries and regions, including continued support for NED’s four core institutes—the National Democratic Institute, the International Republican Institute, the Solidarity Center, and the Center for International Private Enterprise—along with grassroots civil society organizations in over 100 countries around the world.

CENTER FOR MIDDLE EASTERN-WESTERN DIALOGUE

(\$ in Thousands)	FY 2022 Actual	FY 2023 Adjusted Enacted	FY 2024 Request	Change from FY 2023 Adjusted Enacted
Center for Middle Eastern- Western Dialogue (Hollings Center)	240	177	203	26

The Consolidated Appropriations Act, 2004 (P.L. 108-199) created the International Center for Middle Eastern-Western Dialogue Trust Fund (Trust Fund) to support the operations of the Hollings Center. Funds in the Trust Fund are invested only in interest-bearing securities guaranteed by the United States. The net interest and earnings from such investments are credited to the Trust Fund and are also made available, subject to annual appropriation, for operations of the Hollings Center.

The Hollings Center was created to open, foster, and reinforce networks and connections between the United States and the predominantly Muslim world, particularly in the post-9/11 environment. Its mission is to promote dialogue between the United States and the nations with predominantly Muslim populations to open channels of communication, expand people-to-people contacts, generate new thinking on important international issues, and identify solutions. The Center's success contributes to the realization of shared goals for regional peace and greater economic growth and prosperity.

The FY 2024 Request of \$203,000 reflects projected net interest earned for the Hollings Center in FY 2024, which would be utilized in FY 2025. The Hollings Center anticipates an annual operating budget of \$850,000 in FY 2024 to support dialogues, workshops, and grants for ongoing research, professional development, and exchanges. Ongoing fundraising efforts by the Hollings Center may support additional programming.

EISENHOWER EXCHANGE FELLOWSHIP PROGRAM (EF)

(\$ in Thousands)	FY 2022 Actual	FY 2023 Adjusted Enacted	FY 2024 Request	Change from FY 2023 Adjusted Enacted
EF	170	175	180	5

The Eisenhower Exchange Fellowship Program (EF) was created in 1953 to honor President Eisenhower. The EF brings outstanding professionals who are emerging leaders in their countries to the United States and sends American counterparts abroad, each with a tailored individualized program. The EF identifies, empowers, and links emerging leaders from around the world, helping them achieve consequential outcomes across sectors and borders and providing a transformational experience leading to a lifetime engagement in a global network.

The EF continues to provide first-hand exposure for learning and networking opportunities for mid-career international and U.S. leaders in preparation for increasingly senior positions in government, business, and non-governmental organizations; exposing them to the best practices in building democratic institutions and free markets; and advancing peace through increased international dialogue, understanding, and collaboration that result from an active global leadership network.

The FY 2024 Request of \$180,000 for the EF is based on projected interest earnings. The EF will continue to seek private sector development efforts to maintain an appropriate number of fellowships.

ISRAELI ARAB SCHOLARSHIP PROGRAM (IASP)

(\$ in Thousands)	FY 2022 Actual	FY 2023 Adjusted Enacted	FY 2024 Request	Change from FY 2023 Adjusted Enacted
IASP	109	91	117	26

The Israeli Arab Scholarship Program (IASP) is authorized under section 214 of the Foreign Relations Authorization Act, Fiscal Years 1992 and 1993 (P.L. 102-138). Established in 1992, the IASP consists of a permanent endowment with funds made available under section 556(b) of the Foreign Operations, Export Financing, and Related Programs Appropriations Act of 1990 (as amended by section 551 of the Foreign Operations, Export Financing, and Related Programs Appropriations Act, 1991).

IASP funds scholarships to outstanding Israeli Arab students to pursue higher education programs at U.S. institutions. IASP participants enhance their educational and professional competencies, contribute to society and culture in the United States by sharing their experiences with Americans, and increase skills to advance underserved communities in Israel at risk of political violence and extremist ideology, thereby promoting greater regional and global security. One of the program’s key strengths is its outreach to underserved audiences, including women, with participants selected from diverse ethnic, religious, and geographic sectors.

The FY 2024 Request of \$117,000 reflects the estimated interest earnings in FY 2024. IASP trust funds are invested in interest-bearing securities guaranteed by the United States. Interest earnings from such investments are credited to the IASP trust fund and made available, subject to an annual appropriation, to carry out the scholarship program.

INTERNATIONAL CHANCERY CENTER (ICC)

(\$ in Thousands)	FY 2022 Actual	FY 2023 Adjusted Enacted	FY 2024 Request	Change from FY 2023 Adjusted Enacted
ICC	743	743	744	1

The International Chancery Center (ICC), authorized by the International Center Act of 1968, is a diplomatic enclave located on a 47-acre lot in Northwest D.C., near the intersection of Connecticut Avenue and Van Ness Street. According to the Act, *“The Secretary of State is authorized to sell or lease to foreign governments...property owned by the United States, in order to facilitate the conduct of foreign relations by the Department of State...through the creation of a more propitious atmosphere for the establishment of foreign government and international organization offices and other facilities.*

Most activity at the ICC is typically funded by fees collected from other executive agencies in accordance with section 4 of the International Center Act and from proceeds from past leases to 19 foreign governments. These proceeds have been deposited into a trust fund that is drawn upon, as authorized by Congress, for development, maintenance, repairs, and security at the site. In addition, the Act authorizes the use of proceeds for surveys and planning related to the development of locations within the District of Columbia for use as foreign chancery and diplomatic purposes.

The FY 2024 Request is \$744,000, an increase of \$1,000 above the FY 2023 Adjusted Enacted level to support annual ICC security and maintenance costs. The funding will be used for site security, as well as routine maintenance and repairs of the ICC infrastructure including sidewalks, streets, curbing, retaining walls, and staircases.

FOREIGN SERVICE RETIREMENT AND DISABILITY FUND (FSRDF)

(\$ in Thousands)	FY 2022 Actual	FY 2023 Adjusted Enacted	FY 2024 Request	Change from FY 2023 Adjusted Enacted
FSRDF	158,900	158,900	158,900	-

This appropriation provides mandatory funding to the Foreign Service Retirement and Disability Fund (FSRDF) and serves as one of several sources of income for the FSRDF, including portions from the Department of State and the United States Agency for International Development (USAID). The FSRDF is comprised of two separate retirement systems, the Foreign Service Retirement and Disability System (FSRDS) and the Foreign Service Pension System (FSPS). This fund was established to provide pension payments to all eligible retired and disabled members, former spouses, and survivors of the Foreign Service enrolled in either of the two systems. It is maintained through multiple sources of income that include contributions by employees, agency contributions, special government contributions, interest on investments, and voluntary contributions. The FY 2024 Request is \$158.9 million, consistent with prior year levels to fulfill continued installments of the agency contributions.

A separate payment into the FSRDF, supplemental to this appropriation, is authorized under the Foreign Service Act of 1980, including section 821 (which authorizes additional funding necessary to fulfill payments for future benefits that consist of the following: new or liberalized benefits, new groups of beneficiaries, and/or increased salaries); section 822 (which authorizes a supplemental payment to finance unfunded liability attributable to military service payments and interest accruals); and section 857 (which authorizes an employer contribution into the FSPS based on an amortization of an annual valuation). The amount of this separate payment is equal to the balance of annual costs to the Fund in excess of current employee and employer contributions.

As a mandatory program, resources are not included in the total summary of funds for discretionary appropriations.

U.S. AGENCY FOR GLOBAL MEDIA (USAGM)

(\$ in Thousands)	FY 2022 Actual	FY 2023 Adjusted Enacted	FY 2024 Request	Change from FY 2023 Adjusted Enacted
Total	854,149	884,700	944,000	59,300
International Broadcasting Operations	845,737	875,000	934,300	59,300
Broadcasting Capital Improvements	8,412	9,700	9,700	-

The U.S. Agency for Global Media’s (USAGM) FY 2024 Request of \$944.0 million provides \$934.3 million for International Broadcasting Operations (IBO) and \$9.7 million for Broadcasting Capital Improvements (BCI). USAGM uses IBO funds to operate its international media organizations, along with related program delivery and support activities. The \$9.7 million in BCI funding will maintain the worldwide transmission network of USAGM, including technology improvements, the security requirements of facilities, maintenance, and repairs.

USAGM is an independent federal agency responsible for all United States non-military international media. USAGM networks include two federal entities: Voice of America and the Office of Cuba Broadcasting. USAGM’s networks also include four agency-sponsored non-federal entities: Radio Free Europe/Radio Liberty, Radio Free Asia, the Middle East Broadcasting Networks, and the Open Technology Fund.

USAGM’s greatest strengths lie in the dedication and expertise of its diverse journalists and technical experts, as well as its global reach, delivering fact-based, professional journalism to a weekly audience of 410 million people in 63 different languages, an increase of 19 percent over the past four years. USAGM journalism gives voice to issues affecting under-represented and under-served communities worldwide, including refugees and displaced people, women, youth, and marginalized populations of all kinds.

In addition, USAGM’s newest non-federal entity, the Open Technology Fund, offers unfettered, secure access to USAGM content and develops circumvention tools and technology to bolster internet freedom and counter attempts by authoritarian governments to control the internet and restrict freedom online.

Anti-democratic forces use misinformation, disinformation, and weaponized corruption to exploit perceived weaknesses and sow division within and among free nations, erode existing international rules, and promote alternative models of authoritarian governance. Reversing these trends is essential to national security.

This funding level supports investments that are critical to modernizing USAGM operations and remaining competitive in markets that are awash in misinformation, disinformation, and propaganda emanating from foreign authoritarian governments. Resources will support markets impacted by ongoing conflict and repression and will also allow USAGM to enhance content in markets increasingly targeted by Chinese and Russian influence by extending and deepening coverage in key regions, including Sub-Saharan Africa, Latin America, and the broader Pacific.

UNITED STATES INSTITUTE OF PEACE (USIP)

(\$ in Thousands)	FY 2022 Actual	FY 2023 Adjusted Enacted	FY 2024 Request	Change from FY 2023 Adjusted Enacted
Total	54,000	55,000	56,300	1,300
USIP	54,000	55,000	56,300	1,300

The United States Institute of Peace (USIP) was established by Congress in 1984 to help prevent, mitigate, and resolve violent conflict around the world, recognizing that violence abroad and global conflict undermine U.S. interests. As a federally funded, non-partisan, public institution with distinctive capabilities, USIP is asked by Congress, the military, U.S. diplomats, and other components of the national security system to work on critical issues including strategic rivalry, global shocks, and violent extremism that require practical skills, specialized knowledge and on-the-ground presence in countries where conflict threatens U.S. strategic interests.

The FY 2024 request for USIP provides \$56.3 million to engage directly in conflict zones and provide education, training, analysis, and resources to peacebuilders around the globe. It includes \$1.7 million attributable to the President’s commitment to provide \$4 billion to Central America over four years.

FOREIGN OPERATIONS AND RELATED PROGRAMS

FOREIGN ASSISTANCE DISCRETIONARY REQUEST FY 2022 - FY 2024

\$ in Thousands

	FY 2022 Actual	FY 2022 Additional Funding Total ¹	FY 2023 Enacted	FY 2023 Additional Funding Total ²	FY 2023 Adjusted Enacted ³	FY 2024 Request	Change from FY 2023 Enacted	Change from FY 2023 Adjusted Enacted Levels
FOREIGN OPERATIONS	39,464,911	28,343,100	42,760,731	20,912,446	44,738,677	50,061,930	7,301,199	5,323,253
U.S Agency for International Development	1,974,147	47,000	2,082,950	13,000	2,082,950	2,293,036	210,086	210,086
USAID Operating Expenses (OE)	1,635,947	42,000	1,743,350	5,000	1,743,350	1,902,836	159,486	159,486
USAID Capital Investment Fund (CIF)	258,200	-	259,100	-	259,100	304,700	45,600	45,600
USAID Inspector General Operating Expenses	80,000	5,000	80,500	8,000	80,500	85,500	5,000	5,000
Bilateral Economic Assistance	25,012,298	22,459,900	27,044,646	20,339,450	28,947,596	31,958,747	4,914,101	3,011,151
Global Health Programs (USAID and State)	9,830,000	-	10,560,950	-	10,560,950	10,928,000	367,050	367,050
Global Health Programs - USAID	[3,880,000]	-	[4,165,950]	-	[4,165,950]	[4,058,000]		
Global Health Programs - State	[5,950,000]	-	[6,395,000]	-	[6,395,000]	[6,870,000]		
Development Assistance (DA)	4,140,494	-	4,368,613		4,368,613	5,425,697	1,057,084	1,057,084
International Disaster Assistance (IDA)	3,905,460	7,398,000	3,905,460	937,902	4,543,362	4,699,362	793,902	156,000
Transition Initiatives (TI)	80,000	120,000	80,000	50,000	80,000	102,000	22,000	22,000
Complex Crises Fund (CCF)	60,000	-	60,000	-	60,000	60,000	-	-
Economic Support Fund (ESF) ⁵	4,099,000	9,387,000	4,301,301	17,466,500	4,301,301	5,391,491	1,090,190	1,090,190
Economic Support Fund Rescission	(855,644)						-	-
Estimated Transfer of ESF-to Development Finance Corporation (DFC)	[50,000]	-	[50,000]	-	[50,000]	[50,000]	-	-
Democracy Fund	340,700		355,700	-	355,700	290,700	(65,000)	(65,000)
Assistance for Europe, Eurasia & Central Asia (AEECA) ⁵	500,000	1,113,800	500,334	350,000	850,334	1,049,497	549,163	199,163
Migration and Refugee Assistance (MRA)	2,912,188	2,165,000	2,912,188	1,535,048	3,827,236	3,912,000	999,812	84,764
U.S. Emergency Refugee and Migration Assistance (ERMA)	100	2,276,100	100	-	100	100,000	99,900	99,900
Independent Agencies	819,500	-	1,352,500	-	1,352,500	1,666,000	313,500	313,500
Peace Corps	410,500	-	430,500	-	430,500	495,000	64,500	64,500
Peace Corps Rescission	(70,000)	-	-	-	-	-	-	-
Millennium Challenge Corporation	912,000	-	930,000	-	930,000	1,073,000	143,000	143,000
Millennium Challenge Corporation Rescission	(515,000)		(100,000)		(100,000)		100,000	100,000
Inter-American Foundation	42,000	-	47,000	-	47,000	52,000	5,000	5,000
U.S. African Development Foundation	40,000	-	45,000	-	45,000	46,000	1,000	1,000
Department of Treasury	105,000	-	110,000	-	110,000	112,000	2,000	2,000
International Affairs Technical Assistance	38,000	-	38,000	-	38,000	45,000	7,000	7,000
Debt Restructuring	67,000	-	72,000	-	72,000	67,000	(5,000)	(5,000)
International Security Assistance	8,766,218	5,186,200	8,938,737	559,996	9,013,733	9,036,079	97,342	22,346
International Narcotics Control and Law Enforcement (INCLE)	1,391,004	430,000	1,391,004	374,996	1,466,000	1,484,400	93,396	18,400
International Narcotics Control and Law Enforcement Rescission	(105,000)	-	-	-	-	(40,000)	(40,000)	(40,000)

FOREIGN ASSISTANCE DISCRETIONARY REQUEST FY 2022 - FY 2024

\$ in Thousands

	FY 2022 Actual	FY 2022 Additional Funding Total ¹	FY 2023 Enacted	FY 2023 Additional Funding Total ²	FY 2023 Adjusted Enacted ³	FY 2024 Request	Change from FY 2023 Enacted	Change from FY 2023 Adjusted Enacted Levels
Global Security Contingency Fund (GSCF) Rescission	(28,135)	-	-	-	-	-	-	-
Nonproliferation, Anti-Terrorism, Demining and Related Programs (NADR)	900,000	106,200	921,000	105,000	921,000	921,247	247	247
Peacekeeping Operations (PKO)	455,000	-	460,759	-	460,759	420,458	(40,301)	(40,301)
International Military Education and Training (IMET)	112,925	-	112,925	-	112,925	125,425	12,500	12,500
Foreign Military Financing (FMF)	6,040,424	4,650,000	6,053,049	80,000	6,053,049	6,124,549	71,500	71,500
Multilateral Assistance	2,272,460	650,000	2,743,115	-	2,743,115	4,411,208	1,668,093	1,668,093
International Organizations and Programs	423,000	-	508,600	-	508,600	485,850	(22,750)	(22,750)
Multilateral Development Banks and Related Funds	1,849,460	650,000	2,234,515	-	2,234,515	3,925,358	1,690,843	1,690,843
International Bank for Reconstruction and Development	206,500	500,000	206,500	-	206,500	233,322	26,822	26,822
International Development Association (IDA)	1,001,400	-	1,430,256	-	1,430,256	1,479,256	49,000	49,000
African Development Bank	54,649	-	54,649	-	54,649	54,649	-	-
African Development Fund (AfDF)	211,300	-	171,300	-	171,300	224,000	52,700	52,700
Asian Development Bank Programs	-	-	-	-	-	119,378	119,378	119,378
Asian Development Fund	53,323	-	43,610	-	43,610	107,220	63,610	63,610
Inter-American Development Bank	-	-	-	-	-	75,000	75,000	75,000
Global Environment Facility (GEF)	149,288	-	150,200	-	150,200	168,700	18,500	18,500
Green Climate Fund (Treasury Contribution)	-	-	-	-	-	800,000	800,000	800,000
Climate Investment Funds	125,000	-	125,000	-	125,000	425,000	300,000	300,000
MDB Climate Trust Funds and Facilities	-	-	-	-	-	27,000	27,000	27,000
Quality Infrastructure	-	-	-	-	-	40,000	40,000	40,000
Treasury International Assistance Programs	-	-	-	-	-	50,000	50,000	50,000
International Fund for Agricultural Development	43,000	-	43,000	-	43,000	81,833	38,833	38,833
Global Agriculture and Food Security Program	5,000	150,000	10,000	-	10,000	40,000	30,000	30,000
International Monetary Fund	102,000	-	20,000	-	20,000	-	(20,000)	(20,000)
Export & Investment Assistance	515,288	-	488,783	-	488,783	584,860	96,077	96,077
Export-Import Bank	92,000	-	(215,800)	-	(215,800)	(38,840)	176,960	176,960
Export-Import Bank Rescission	-	-	-	-	-	(59,000)	(59,000)	(59,000)
Development Finance Corporation (DFC)	343,788	-	617,583	-	617,583	565,200	(52,383)	(52,383)
Estimated Transfer of ESF to Development Finance Corporation (DFC)	[50,000]	-	[50,000]	-	[50,000]	[50,000]	-	-
U.S. Trade and Development Agency	79,500	-	87,000	-	87,000	117,500	30,500	30,500
Related International Affairs Accounts	112,434	-	124,904	-	124,904	130,010	5,106	5,106
International Trade Commission	110,000	-	122,400	-	122,400	127,400	5,000	5,000

FOREIGN ASSISTANCE DISCRETIONARY REQUEST FY 2022 - FY 2024
\$ in Thousands

	FY 2022 Actual	FY 2022 Additional Funding Total ¹	FY 2023 Enacted	FY 2023 Additional Funding Total ²	FY 2023 Adjusted Enacted ³	FY 2024 Request	Change from FY 2023 Enacted	Change from FY 2023 Adjusted Enacted Levels
Foreign Claims Settlement Commission	2,434	-	2,504	-	2,504	2,610	106	106
Department of Agriculture	1,977,000	100,000	1,993,331	55,000	2,048,331	2,043,331	50,000	(5,000)
P.L. 480, Title II	1,740,000	100,000	1,750,000	50,000	1,800,000	1,800,000	50,000	-
McGovern-Dole International Food for Education and Child Nutrition Programs	237,000	-	243,331	5,000	248,331	243,331	-	(5,000)

Footnotes

^{1/} FY 2022 Additional Funding includes Afghanistan #1 (P.L. 117-43), Afghanistan #2 (P.L. 117-70), Ukraine #1 (P.L. 117-103, Div. N) and Ukraine #2 (P.L. 117-128). See accompanying table for details.

^{2/} FY 2023 Additional Funding includes Ukraine #3 (P.L. 117-180, Div. B) and Ukraine #4 (P.L. 117-328, Div. M). See accompanying table for details.

^{3/} FY 2023 Adjusted Enacted includes \$2.12 billion in emergency funding that was shifted from the base in the FY 2023 Omnibus.

^{5/} FY 2022 Actuals include \$750,000 transferred in from the Diplomatic Programs Account.

FOREIGN ASSISTANCE REQUEST FY 2022 - FY 2023 ADDITIONAL APPROPRIATIONS

\$ in Thousands

	FY 2022 Afghanistan #1 (P.L. 117-43)	FY 2022 Afghanistan #2 (P.L. 117-70)	FY 2022 Ukraine 1 Supplemental (P.L. 117-103) ¹	FY 2022 Ukraine 2 Supplemental (P.L. 117-128) ²	FY 2022 Additional Funding Total	FY 2023 Ukraine 3 Supplemental (P.L. 117-180) ³	FY 2023 Ukraine 4 Supplemental (P.L. 117-328) ⁴	Of Which, FY 2023 Ukraine 4 Supplemental - Adjusted Base to Emergency (non-add) ⁵	FY 2023 Additional Funding Total
FOREIGN OPERATIONS	1,891,100	1,200,000	6,620,000	18,632,000	28,343,100	4,500,000	16,412,446	1,977,946	20,912,446
U.S Agency for International Development	-	-	29,000	18,000	47,000	-	13,000	-	13,000
USAID Operating Expenses (OE)	-	-	25,000	17,000	42,000	-	5,000	-	5,000
USAID Inspector General Operating Expenses	-	-	4,000	1,000	5,000	-	8,000	-	8,000
Bilateral Economic Assistance	1,891,100	1,200,000	5,904,800	13,464,000	22,459,900	4,500,000	15,839,450	1,902,950	20,339,450
International Disaster Assistance (IDA)	400,000	-	2,650,000	4,348,000	7,398,000	-	937,902	637,902	937,902
Transition Initiatives (TI)	-	-	120,000	-	120,000	-	50,000	-	50,000
Economic Support Fund (ESF)	-	-	621,000	8,766,000	9,387,000	4,500,000	12,966,500	-	17,466,500
Assistance for Europe, Eurasia & Central Asia (AEECA)	-	-	1,113,800	-	1,113,800	-	350,000	350,000	350,000
Migration and Refugee Assistance (MRA)	415,000	-	1,400,000	350,000	2,165,000	-	1,535,048	915,048	1,535,048
U.S. Emergency Refugee and Migration Assistance (ERMA)	1,076,100	1,200,000	-	-	2,276,100	-	-	-	-
International Security Assistance	-	-	686,200	4,500,000	5,186,200	-	559,996	74,996	559,996
International Narcotics Control and Law Enforcement (INCLE)	-	-	30,000	400,000	430,000	-	374,996	74,996	374,996
Nonproliferation, Anti-Terrorism, Demining and Related Programs (NADR)	-	-	6,200	100,000	106,200	-	105,000	-	105,000
Foreign Military Financing (FMF)	-	-	650,000	4,000,000	4,650,000	-	80,000	-	80,000
Multilateral Assistance	-	-	-	650,000	650,000	-	-	-	-
Multilateral Development Banks and Related Funds	-	-	-	650,000	650,000	-	-	-	-
International Bank for Reconstruction and Development	-	-	-	500,000	500,000	-	-	-	-
Global Agriculture and Food Security Program	-	-	-	150,000	150,000	-	-	-	-
Department of Agriculture	-	-	100,000	-	100,000	-	55,000	55,000	55,000
P.L. 480, Title II	-	-	100,000	-	100,000	-	50,000	50,000	50,000
McGovern-Dole International Food for Education and Child Nutrition Programs	-	-	-	-	-	-	5,000	5,000	5,000

Footnotes

¹FY 2022 Ukraine 1 is the March 2022 Ukraine Supplemental Appropriations Act, 2022 (FY 2022 USAA; P.L. 117-103, Div. N); \$6.2 million was transferred from AEECA to NADR and \$26.0 million was transferred from ESF to Diplomatic Programs.

²FY 2022 Ukraine 2 is the May 2022 Ukraine Supplemental Appropriations Act, 2022 (FY 2022 AUSAA; P.L. 117-128).

³FY 2023 Ukraine 3 is the September 2022 Ukraine Supplemental Appropriations Act, 2023 (FY 2023 USAA; P.L. 117-180 Div. B).

⁴FY 2023 Ukraine 4 is the December 2022 Ukraine Supplemental Appropriations Act, 2023 (FY 2023 AUSAA; P.L. 117-328, Div. M).

⁵ FY 2023 Adjusted Enacted includes \$2.12 billion in emergency funding that was shifted from the base in the FY 2023 Omnibus.

FOREIGN ASSISTANCE OVERVIEW

The Department of State and the U.S. Agency for International Development (USAID) are advancing the Biden Administration's vision of a free, open, secure, and prosperous world, while delivering on issues that matter most to the lives and livelihoods of Americans. Foreign assistance is a critical means to accomplishing our foreign policy, international development, and national security objectives and upholding U.S. values. In FY 2024, foreign assistance will continue to ensure that Russia's aggression remains a strategic failure and supports the people of Ukraine. We will also support the implementation of the Administration's "invest, align, compete" strategy with the People's Republic of China (PRC), to protect our interests and build a prosperous future. The Department and USAID will further expand our resources where the PRC is gaining traction, especially in the Indo-Pacific to support a free, open, and secure region.

Foreign assistance investments are also critical to delivering solutions to the shared global challenges of food, health, and climate security. Working with partners, we will seek to strengthen food security and promote stability; protect the gains we have made in global health while continuing to strengthen health security; and promote energy security and environmental stewardship so more of our partners have the energy they need to build their economies and promote growth. The FY 2024 request continues our work to ensure U.S. interests are protected in the digital and emerging technology sector and demonstrates U.S. values by strengthening our humanitarian leadership; supporting our Afghan partners; bolstering democracy; and countering corruption around the world. In all our work, the Department and USAID will promote inclusive, sustainable growth that advances opportunities for individuals from marginalized groups. We will work in partnership to shape a common vision of the future by supporting infrastructure and economic, environmental, and technical systems that promote U.S. competitiveness and uphold democratic norms and values.

Across foreign assistance accounts, we will pursue the Administration's priorities through the following efforts:

Ensuring Russia's Aggression Remains a Strategic Failure: We will continue our critical support to Ukraine and the Europe, Eurasia, and Central Asia region in the face of Russian aggression. This includes addressing the impacts of Russia's war in Ukraine and the region, making critical investments to secure Ukraine's energy infrastructure, and helping Ukraine and important partners such as Moldova stabilize their economies and prepare for a broader recovery. Funds will also enhance anti-corruption efforts and build resilience to Russia's malign influence through support to democratic institutions; to combat disinformation; reduce reliance on Russian energy sources by facilitating regional energy security and diversification; and invigorate economies to counter disruptive effects of Russia's invasion and build economic resilience.

Deepening Alliances and Partnerships in the Indo-Pacific: Foreign assistance advances our Indo-Pacific Strategy (IPS) through: 1) programming in the areas of rule of law, independent media, civil society and countering disinformation to advance a free and open Indo-Pacific; 2) expanding regional frameworks to build connections within and beyond the region; 3) economic programs to drive regional prosperity; 4) security assistance – particularly in the maritime domain – to bolster regional security; and 5) programming related to health security, sustainability, and energy to build resilience to transnational threats. In advancing the IPS, the request promotes U.S. leadership, exemplified in U.S. partnerships with governments, civil society, and people, which challenges PRC influence, aggression, and economic coercion in the region. Funding will be integral to supporting new approaches to improving infrastructure project pipelines, cybersecurity capacity building, and scaling up U.S. investments in the Pacific Islands.

The Department and USAID will align foreign assistance with private sector investments, working with the U.S. International Development Finance Corporation (DFC) and other agencies.

Mandatory Funding to Out-Compete China: Through new, multifaceted mandatory funding we will out-compete China, strengthen the U.S. role in the Indo-Pacific, and grow the U.S. economy. China is the U.S.'s only competitor with the intent and the means to reshape the international order and is the most consequential geopolitical challenge of our era – one that will test American diplomacy like few issues in recent memory. This mandatory proposal will allow the U.S. to focus on new and critical investments to counter predatory PRC financing by offering countries a positive alternative, which will simultaneously expand markets and opportunities for U.S. businesses. Funding will support transformative, high-quality, and sustainable infrastructure investments; make game-changing investments in the Indo-Pacific to strengthen partner economies and support their efforts in pushing back against predatory efforts by China; and reaffirm commitment to the Compacts of Free Association (COFA).

Investing in Global Infrastructure: Discretionary foreign assistance will also play a key role in the Administration's Partnership for Global Infrastructure and Investment (PGII). In support of PGII, the Department and USAID will aim to mobilize more \$4.8 billion in direct foreign assistance funds and collaborate with the private sector to leverage an estimated \$5.4 billion for projects that focus on climate and energy security, health and health security, digital connectivity, gender equity and equality, and related transportation infrastructure. This includes a PGII Fund that will respond to time-sensitive needs to advance strategic infrastructure projects in low- and middle-income countries.

Strengthening Food Security: Investing in global food security aligns with American values and supports U.S. security and national interests. Food insecurity can be a contributing factor to societal unrest, government instability, and conflict. The Russian invasion of Ukraine demonstrates the need to improve and diversify global food supply chains. The request includes additional funding for the Feed the Future (FTF) Initiative, which expanded from 12 to 20 target countries in 2022. FTF helps promote a more resilient agricultural sector by supporting advanced agricultural practices and integrating nutrition sensitive approaches. The request also supports the new Vision for Adapted Crops and Soils, which, as part of FTF and in partnership with the African Union, will increase productivity through a systemic focus on building soil health and increasing the resilience of key indigenous food crops.

Bolstering American Leadership in Global Health: The FY 2024 request reaffirms historic U.S. leadership in global health and health security. These investments protect Americans at home and abroad, save lives, strengthen capacities to solve regional and global problems, and strengthen U.S. partnerships and leadership on these critical foreign policy priorities. The Department and USAID will invest in combating global infectious diseases, including HIV/AIDS; preventing child and maternal deaths; bolstering the health care workforce to support the President's Global Health Worker Initiative; and advancing global pandemic preparedness and response, including enhancing health systems and capacity-building and strengthening global health security architecture.

Responding to the Global Climate Crisis: The United States and the world face an existential climate crisis that can only be addressed through global action in this decisive decade to limit global warming to 1.5 degrees Celsius, beyond this point impacts will become increasingly severe. Climate change undermines food and water security; negatively affects health and well-being; contributes to disasters, conflict, and displacement; causes serious economic disruptions; threatens vital ecosystems; and exacerbates global inequities. This funding will support the President's pledge to work with Congress to provide over \$11 billion in climate finance annually and enable the United States to spur ambitious reductions in greenhouse gas emissions, support the implementation of those reductions, and help countries around the world to fulfill their responsibilities in the global effort.

Strengthening Energy Security and Critical Mineral Supply Chains: The United States, as a global energy leader, will assist partner nations as they chart their path to energy security. This includes an initiative to reduce PRC dominance over critical mineral and clean energy supply chains and rapidly diversify energy supplies to address the global energy crisis spurred by Russia’s invasion of Ukraine. These efforts also bolster U.S. energy security by reducing fuel supply instability, building resilience to price shocks, and reducing otherwise wasted energy supplies. Programs will focus on advancing cooperation on sound mineral sector governance, commercialization for upstream and midstream critical mineral projects, diversification of global critical mineral and clean energy supply chains, and accelerated deployment of advanced energy technologies.

Build Strong, Transparent, and Fair Economic Systems: Partners governments across the globe face what may become a perfect storm of economic challenges: slowing growth, mounting debt, declining investment, persistent inflation, and widening inequality. To address this and leverage the ingenuity and resources of the private sector, the Department and USAID will capitalize on new economic opportunities in countries seeing democratic progress. Funding will be used to support innovative approaches like the Enterprise for Development, Growth, and Empowerment (EDGE) Fund designed to unlock and unleash outsized private sector impacts on global development challenges. In support of other priorities like our economic and migration interests in the hemisphere and new and growing opportunities in the Indo-Pacific, the request allows for expanded trade partnerships and build economic systems that are more durable against PRC manipulation and better able to succeed on a global level.

Strengthening International Digital Technology, Connectivity, and Cybersecurity: Foreign assistance will help shape the digital revolution to make sure it serves U.S. interest, boosts U.S. competitiveness, and upholds U.S. values. With foreign assistance, we will shape the global standards that govern technology, so that these standards ensure quality, protect consumer health and safety, facilitate trade, and respect human rights. Digital technology investments, inclusive of funding from the CHIPS and Science Act, include funding for the State Department Cyberspace and Digital Policy (CDP) Bureau; Digital Africa, as part of the U.S.-Africa Leaders Summit Initiative; programming to support the USAID Digital Strategy; and other funding for regional and functional digital programming. Partnership for Global Infrastructure and Investment (PGII) funding will support a continued level of investment in quality, sustainable infrastructure that makes a difference in people’s lives around the world, strengthens and diversifies our supply chains, creates new opportunities for American workers and businesses, and advances our national security. In addition, the request includes support for “indirect” digital programming to encourage the expanded secure use of digital and cybersecurity tools across development sectors, such as the creation of digital public goods, more secure digital platforms and ecosystems, and more inclusive information and communication platforms.

Upholding Our Commitment to Our Afghan Partners: We continue to meet our commitment to our Afghan partners through Enduring Welcome (EW), the whole-of-Government effort to expeditiously process the applications of our Afghan allies, such as Afghan Special Immigrant Visa (SIV) candidates, and family reunification cases, and welcome them to the United States—while simultaneously safeguarding national security. Ongoing support to Enduring Welcome in FY 2024 continues the message to our Afghan colleagues and partners, the American people, the international community, and to current and prospective partners everywhere that ensuring the safety of those who served and sacrificed alongside is an unwavering U.S. priority.

Maintaining U.S. Humanitarian Leadership: The United States plays an indispensable global leadership role as the world’s largest single country donor of humanitarian assistance. The immediate U.S. response to the devastating earthquake in Türkiye and Syria in February 2023 was a stark example of how the U.S. mobilizes to help people in need. Immediately after the earthquake, USAID stood up a Disaster Assistance Response Team, deployed two urban search and rescue teams to Türkiye, and

provided emergency funding for food security, water, sanitation, and hygiene, and relief commodities. The United States provided \$185 million, which included tapping \$50 million from the President's emergency refugee and migration assistance Fund. By leading efforts to deliver life-saving assistance, the U.S. demonstrates its solidarity with partner nations, and supports vulnerable populations' return to healthy, safe, and productive lives within their own countries.

Strengthening Democracy and Countering Corruption Globally: Foreign assistance efforts to bolster democracy helps reinforce a stable, transparent, and prosperous world order. Contrasted with authoritarian regimes that are inherently unstable due to power secured through fear and corruption, democratic regimes promote the well-being of their citizens and well-functioning governance, making them more effective global partners. Foreign assistance will both further enhance the resilience of countries demonstrating positive democratic trends and bolster anti-corruption programming across the Department and USAID in support of the U.S. Strategy on Countering Corruption, as well as the USAID Anti-Corruption Policy. Funding also supports continued investment in the Presidential Initiative for Democratic Renewal and other Summit for Democracy deliverables.

Advancing Gender Equity and Equality and Investing in Inclusive Development: We will continue to prioritize the empowerment of women and girls world-wide and across sectors through the largest-ever foreign assistance investment for gender equality, \$3 billion overall. Funds will advance economic security for women and girls by increasing their access to resources, services, and leadership opportunities as well as addressing the barriers that limit their ability to participate fully in the economy. Foreign Assistance funds will also support inclusive development through funding programs that advance racial equity and support underserved communities to reduce structural disparities and affirm opportunities for members of marginalized racial and ethnic groups to be included and heard in the communities in which they live and work.

Addressing Security Challenges with Our Partners: U.S. security assistance builds the capacity of partner nations to provide for their own security and advances critical peacekeeping, non-proliferation, demining, and counterterrorism efforts that also protect Americans at home and abroad. U.S. security assistance further addresses current and emerging threats to U.S. national security by strengthening the capacity of allies and partners to counter aggression, confront strategic competitors, disrupt transnational crime, improve citizen security, reduce the flow of illicit narcotics, such as fentanyl, and address root causes of irregular migration to the United States. The FY 2024 request for security assistance reflects the need to maintain our commitments around the world and address emerging opportunities, such as Taiwan, while continuing to be good stewards of taxpayer dollars. Finally, funding in support of implementation of the Global Fragility Act helps prevent future violent conflict, avoiding the need for costly interventions to contain it.

Bolstering Hemispheric Economic Investment and Migration Efforts: With the COVID-19 pandemic transitioning from a public health emergency to an economic calamity, it is more critical than ever to address the root causes of migration to stem the flow of irregular migrants making the dangerous trek to the United States to escape conditions at home. As the Ninth Summit of the Americas displayed, governments in the region have largely coalesced around the United States' leadership and policies on, economic growth, and migration management in the region. Democratic backsliding, systemic corruption, and inequitable growth challenge progress and shared goals. Regional efforts will collectively support political and economic stability and demonstrate that the United States is intent on strengthening the Western Hemisphere as a coalition of resilient democracies in an era of increased PRC presence in the region.

Strengthening Forest Conservation and Land Management: In recent years, forest and ecosystem loss has increased at unprecedented rates; between 2015 and 2020, the global rate of deforestation was

estimated at 10 million hectares per year. The request will promote effective, long-term management of protected and conserved areas and their contiguous buffer zones in critical forest basins, including the Amazon, Congo, and Southeast Asia. Funding under the Forest Conservation Initiative will support actions to restore degraded or deforested landscapes; improve the resilience of landscapes; incentivize forest conservation and sustainable forest and land management; promote production practices consistent with environmental and social goals; and catalyze private sector finance, investment, and action. It would do so in part through building the long-term capacity and leadership of Indigenous Peoples, local communities, youth, women, and other marginalized groups. The initiative will take advantage of new opportunities in countries such as Brazil, Colombia, and the DRC; reduce greenhouse gas emissions; support sustainable supply chains; enhance the resilience of ecosystems and economies; and help prevent spillover of novel zoonotic pathogens in order to reduce risk of future zoonotic pandemics.

Since the beginning of the Biden Administration, American leadership has rallied a global response to the collective challenges of destabilizing Russian aggression; increased PRC threats to a secure and prosperous world order; and crises in food, health, energy, migration, democratic backsliding, and economic security. In FY 2024, the Department and USAID will continue to leverage our foreign assistance, alongside the contributions of our allies and partners, to address these priorities and deliver on America's promise to lead efforts to build a more stable and prosperous world.

USAID OPERATING EXPENSES (USAID OE)

(\$ in Thousands)	FY 2022 Actual ¹	FY 2023 Adjusted Enacted ²	FY 2024 Request	Change from FY 2023 Adjusted Enacted
USAID OE	1,635,947	1,743,350	1,902,836	159,486
Additional Funding	42,000	5,000	-	N/A

¹FY 2022 Actual level excludes \$25.0 million provided in the FY 2022 Ukraine 1 Supplemental (Div. N, P.L. 117-103) and \$17.0 million in the FY 2022 Ukraine 2 Supplemental (P.L. 117-128).

²FY 2023 Adjusted Enacted is the same as the Enacted level for the USAID OE Account and excludes \$5.0 million in additional funding provided in the FY 2023 Ukraine 4 Supplemental (P.L. 117-328, Div. M).

The U.S. Agency for International Development’s (USAID’s) global operations are essential to defending U.S. national security, asserting U.S. leadership and foreign policy influence, and advancing stability, security, and prosperity worldwide. The FY 2024 USAID Operating Expense (OE) request of \$1,902.8 million will support a U.S. Direct Hire (USDH) workforce focused on advancing the most critical and effective foreign assistance programs and ensuring strong stewardship and accountability of U.S. taxpayer dollars. The request includes funding for an additional 105 Civil Service (CS) and 125 Foreign Service (FS) positions to revitalize the USDH workforce.

For FY 2024, the request of \$1,902.8 million also funds the administrative costs associated with managing USAID and its programs. The OE budget covers salaries and benefits, overseas and Washington operations, and central support, including human capital initiatives and information technology (IT).

The FY 2024 request for OE, including \$184.8 million in other funding sources USAID expects to have available in FY 2024, is summarized below.

- **Global Development Partnership Initiative (\$182.8 million):** The request continues the Global Development Partnership Initiative (GDPI) to revitalize the USDH workforce in line with the Administration’s priorities and National Security Memorandum 3. The request will fund an additional 230 USDH positions in FY 2024, for a total increase of 500 positions since the launch of GDPI. Workforce expansion will focus on democracy and anti-corruption expertise, global health security, climate change, national security, operational management, and a more permanent humanitarian assistance workforce.
- **Overseas Operations (\$867.1 million):** The request includes funding for all USDH salaries and benefits for Foreign Service Officers serving overseas and the operating costs associated with securing and maintaining mission operations, such as the salaries of local staff, travel, office and residential space, and International Cooperative Administrative Support Services.
- **Washington Operations (\$601.8 million):** Funding covers USDH salaries and benefits for Civil Service and Foreign Service employees working in Washington, general office support, and advisory and assistance services.
- **Central Support (\$435.9 million):** The request includes funding for IT; office space; diversity, equity, inclusion, and accessibility activities; and other mandatory services.

USAID CAPITAL INVESTMENT FUND (USAID CIF)

(\$ in Thousands)	FY 2022 Actual	FY 2023 Adjusted Enacted ¹	FY 2024 Request	Change from FY 2023 Adjusted Enacted
USAID CIF	258,200	259,100	304,700	45,600

¹ FY 2023 Adjusted Enacted is the same as the Enacted level for the USAID CIF Account.

The FY 2024 request for the U.S. Agency for International Development (USAID) Capital Investment Fund (CIF) of \$304.7 million will support capital investments in facility construction, information technology (IT), and real-property maintenance. The USAID Operating Expense account funds the annual operating and maintenance costs of IT systems and facilities infrastructure. The FY 2024 request for CIF is summarized as follows.

Facility Construction (\$208.0 million): The request will support USAID’s full cost of participation in the Capital Security Cost Sharing Program, which is designed to accelerate the construction of new secure, safe, and functional diplomatic and consular office facilities for all U.S. government personnel overseas.

Information Technology (IT) (\$95.5 million): The request will continue to support the Innovating to ZERO Trust Initiative, which is a strategy to make IT an integral part of doing business, focusing on investments in enterprise and data solutions to address the following core objectives:

- **Zero Trust** - Embracing a Zero Trust security model ensures users and devices can secure sensitive data, systems, and services, regardless of location;
- **Enrich** - Accelerating USAID’s use of data assets and cutting-edge technologies to transform development data into evidence for decision-making and produce a holistic portrait of our international development work;
- **Results** - Driving development results by integrating information on program funding, awards, and development results on a single platform;
- **Operational Excellence** - Delivering efficient and effective IT services that add value, drive innovation, and enable productivity.

Specifically, the request will enable USAID to continue initiatives critical to cybersecurity, increase investments in cyber human capital and infrastructure, and support on-going projects and mandatory investments.

Real-Property Maintenance (\$1.2 million): The request will continue a real-property maintenance fund to allow the Agency to sustain a maintenance-and-repair program for the properties it owns. The fund will reduce the expensive future cost of major repairs, limit health and safety risks, increase efficiencies, protect value, and align with best practices.

USAID OFFICE OF INSPECTOR GENERAL OPERATING EXPENSES (USAID OIG)

(\$ in Thousands)	FY 2022 Actual ¹	FY 2023 Adjusted Enacted ²	FY 2024 Request	Change from FY 2023 Adjusted Enacted
USAID OIG	80,000	80,500	85,500	5,000
Additional Funding	5,000	8,000	-	N/A

¹ FY 2022 Actual level excludes \$4.0 million provided in the FY 2022 Ukraine 1 Supplemental (P.L. 117-103, Div. N) and \$1.0 million provided in the FY 2022 Ukraine 2 Supplemental (P.L. 117-128).

² FY 2023 Adjusted Enacted is the same as the Enacted level for the USAID OIG Account and excludes \$8.0 million provided in the FY 2023 Ukraine 4 Supplemental (P.L. 117-328, Div. M).

The Office of Inspector General (OIG) for the U.S. Agency for International Development (USAID) conducts and supervises audits, evaluations, inspections, and investigations of foreign assistance programs and operations. OIG also makes recommendations for promoting economy, efficiency, and effectiveness within these programs and works to prevent, detect, and investigate fraud, waste, and abuse compromising those activities. OIG also is statutorily mandated to provide similar oversight for the Millennium Challenge Corporation (MCC), the United States African Development Foundation (USADF) and the Inter-American Foundation (IAF), and, through 2024 supplemental funding, for oversight of USAID’s Ukraine response. OIG receives additional funding through the MCC appropriation to support MCC oversight activities.

The FY 2024 base request of \$85.5 million will enable OIG to continue to deliver effective oversight and safeguard and strengthen U.S. foreign assistance programs which provide sustainable development assistance, effectively respond to humanitarian crises, and address critical national security aims.

This request will enable OIG to continue to provide timely, relevant, and impactful information to the agencies we oversee, Congress, the American taxpayers, and other critical stakeholders. OIG plans to further strengthen our strategic work focus and prioritization by concentrating oversight on our independently identified top management challenges and high-risk areas for the agencies we oversee. In addition, OIG will address pressing oversight requirements in Ukraine, continue to build and staff an internal inspections and evaluation capability, and utilize data to streamline procurement, workforce planning, and resource management.

To increase its capacity to deliver the highest quality oversight, OIG will continue to reengineer processes to promote internal efficiency, develop its workforce, and enhance the sharing of critical information with key stakeholders. OIG will advance internal reforms to ensure its business processes and policies align with best practices and continue to invest in supervisory and managerial training, as well as diversity, equity, inclusion, and accessibility within our workforce.

OIG’s work will continue to prompt cost savings, obtain recoveries through criminal, civil, and administrative enforcement remedies, and identify funds to be put to better use at levels that exceed its annual budget.

The FY 2024 request also provides sufficient funding for OIG to support the Council of the Inspectors General on Integrity and Efficiency.

GLOBAL HEALTH PROGRAMS (GHP)

(\$ in Thousands)	FY 2022 Actual	FY 2023 Adjusted Enacted ¹	FY 2024 Request	Change from FY 2023 Adjusted Enacted
Global Health Programs Total	9,830,000	10,560,950	10,928,000	367,050
GHP - State	5,950,000	6,395,000	6,870,000	475,000
GHP - USAID	3,880,000	4,165,950	4,058,000	-107,950

¹ FY 2023 Adjusted Enacted is the same as the Enacted level for the GHP Accounts.

The Global Health Programs (GHP) account funds health-related foreign assistance managed by the Department of State and the U.S. Agency for International Development (USAID). Investments in global health advance U.S. foreign policy interests by protecting Americans at home and abroad, promoting social and economic progress, and supporting the rise of capable partners better able to solve regional and global problems. The FY 2024 GHP request of \$10,928.0 million supports programs to reduce inequities in global life expectancy and burden of disease, including by preventing child and maternal deaths; controlling the HIV/AIDS pandemic, tuberculosis, and malaria; combatting infectious disease threats; and strengthening the health workforce that underpins this work in support of the Biden Administration's Global Health Worker Initiative. This request will allow the United States to continue its global leadership role, built upon decades of investment and success. Global Health programs have worked across the spectrum of public health, and have produced extraordinary improvements in survival, health, and dignity; enduring national health systems and capabilities; and lasting international collaborations.

An evidence-based approach guides all programs to ensure effectiveness and accountability to U.S. taxpayers and consistency with the Administration's objectives and policies. In the last three years, the world has endured a coronavirus pandemic that produced the first global reduction in life expectancy since World War II and new health threats due to conflict, climate-related catastrophes, and a surge of additional outbreaks ranging from mpox and polio to Ebola and cholera. Critical health services have been set back years, including routine immunization, tuberculosis prevention and treatment, and access to family planning information and commodities. GHP funds in the request will support the recovery of essential services and programs, strengthen the global health workforce, and significantly scale up programs to bolster global health security to ensure the world is better prepared to prevent, detect, and respond to the next pandemic.

Controlling the HIV/AIDS Epidemic (\$6,700.0 million, of which \$6,370.0 million is in GHP-State and \$330.0 million is in GHP-USAID):

This request will allow the United States to continue its global leadership role in a sector with demonstrated success, built upon decades of investment. The vision is for sustained HIV impact by supporting health equity for priority populations, sustaining the response, public health systems and security, transformative partnerships, and following the science. Ongoing assessment of the U.S. President's Emergency Plan for AIDS Relief's (PEPFAR's) progress highlights the paramount importance of addressing inequalities that are posing barriers to success. This requires taking an intentional approach to closing remaining gaps in HIV prevention and treatment services through efforts to target and adjust PEPFAR activities in order to reach 95-95-95 and epidemic control, particularly for key populations and adolescent girls and young women that are disproportionately impacted by new infections and/or not reaching the 95-95-95 global targets. The Administration strongly supports

reauthorization of the PEPFAR program by Congress during FY 2023 and will work with Congressional and other key partners to ensure that PEPFAR has the tools it needs to empower countries to reach the 95-95-95 goals and implement PEPFAR's five-year strategy. This is a gateway to lasting health security in the countries PEPFAR supports, as demonstrated by the strong foundation structures and services countries were able to quickly leverage in response to the COVID-19 pandemic.

- **Integrated HIV/AIDS Prevention, Care, and Treatment Programs (\$4,169.9 million, of which \$3,952.6 million is in GHP-State and \$217.3 million is in GHP-USAID):** With FY 2024 funds, PEPFAR will continue to work in close collaboration and in partnership with country governments; civil society and other community-based institutions (including faith based institutions); multilateral institutions, including the Global Fund to Fight AIDS, Tuberculosis and Malaria (Global Fund), the United Nations Joint Program on HIV/AIDS (UNAIDS), the World Health Organization (WHO) and the regional bodies of the African Union, AUDA-NEPAD and Africa CDC; the private sector; and other stakeholders to combat the AIDS pandemic. The United States works to control the HIV/AIDS pandemic by targeting HIV prevention and treatment investments through data-driven decision making that focuses resources on sub-populations and geographic areas where PEPFAR can achieve the greatest impact toward 95-95-95. When combined with funds appropriated for PEPFAR in previous fiscal years, these resources will support PEPFAR core programs, advancing the U.S. government's strategy to achieve 95-95-95 and sustain HIV impact in countries with high HIV/AIDS burdens. PEPFAR will continue to advance this key U.S. objective through a combination of high-impact HIV interventions, including antiretroviral treatment (ART); critical prevention interventions, including prevention of mother-to-child transmission; prevention of new HIV infections among adolescent girls and young women through the DREAMS partnerships; provision of condoms and voluntary medical male circumcision to prevent infections among young men; preexposure prophylaxis (PrEP) and support for orphans and vulnerable children. It will also invest in the public health systems leveraged for the COVID-19 pandemic to strengthen the platforms that deliver our HIV/AIDS services. PEPFAR will continue to provide holistic services for families and marginalized and hard-to-reach populations, such as children, adolescent girls, and other vulnerable populations, including key populations. Funding will help strengthen HIV services amidst COVID-19 and ensure continuity of critical health systems required for the HIV/AIDS response, including human resources for health, commodity procurement, supply chains, and laboratory systems. PEPFAR supports the advancement of the Biden-Harris Administration's Global Health Worker Initiative as part of strengthening the public health system, and will continue to prioritize support for healthcare workers, who have been critical to the progress made towards HIV epidemic control to date and will be critical to sustaining that progress in the years to come.
- **International Partnerships (\$2,144.0 million, of which \$2,050.0 million is in GHP-State and \$94.0 million is in GHP-USAID):** FY 2024 resources will support the second tranche of the U.S. \$6 billion pledge to the Global Fund's Seventh Replenishment (2024 – 2026). The \$2 billion requested for FY 2024 will continue support for an increased contribution from the prior replenishment in recognition of the increased costs to end HIV/AIDS, tuberculosis (TB) and malaria by 2030, bolster the health system through which lives are saved, and mitigate program backsliding in HIV, TB, and malaria activities due to COVID-19. Funding is also requested for a United States contribution of \$50.0 million to UNAIDS in support of Sustainable Development Goal 3 to end AIDS by 2030 through strategic direction, normative guidance through WHO, civil society advocacy and technical support. GHP-USAID resources will support the on-going research and development of safe, effective, and affordable microbicides to protect women and girls from HIV infection, as well as support research and development of a preventive HIV vaccine, ensuring an evidence-based path to control the AIDS pandemic. Finally, resources will increase condom availability to enable a comprehensive prevention approach that decreases the transmission of HIV/AIDS.

- **Technical Oversight and Management (\$331.1 million, of which \$312.4 million in GHP-State and \$18.7 million in GHP-USAID):** The FY 2024 funds requested will support costs incurred by multiple U.S. government agencies, including Department of State, USAID, the Department of Health and Human Services, the Peace Corps, the Department of Defense, the U.S. Census Bureau, and the U.S. Department of Treasury in support of PEPFAR implementation.
- **Centrally Supported Systems (\$55.0 million in GHP-State):** PEPFAR has invested in core systems needed to support program management and oversight since its inception. The activities supported within the PEPFAR Centrally Supported Systems and Cross-Cutting Support funding request focus on collection, use, and exchange of data to facilitate real-time analysis of program performance by overlaying financial, partner performance, geographic, and epidemiological data to allow targeting of finite resources to the specific populations and locations that need them. The FY 2024 funding allows full software lifecycle support of systems development, testing, hosting, security, engineering, end user support, and training activities. This includes advanced development and operation of the Data for Accountability Transparency and Impact (DATIM) system that collects site-level program data necessary to target PEPFAR resources to the facilities and communities where services are needed.

Preventing Child and Maternal Deaths (\$2,480.0 million in GHP-USAID):

Together with country and global partners, the United States continues to lead the global effort to significantly reduce child and maternal deaths, with the goal of all countries having fewer than 20 child deaths per 1,000 live births and fewer than 50 maternal deaths per 100,000 live births by 2035. Reaching these rates would save the lives of an additional five million children each year and decrease the number of women who die from complications during pregnancy annually by 75 percent. Preventing child and maternal deaths relies on sustained investment and appropriate linkages across diverse health programs focused on maternal and child health, family planning/reproductive health, nutrition, and malaria. Programs are focused on countries with the highest need, demonstrable commitment to achieving sustainable and efficient program outcomes, and the greatest potential to leverage U.S. government programs and platforms.

- **Maternal and Child Health (MCH) (\$910.0 million):** The budget request for FY 2024 will support country and global partners to increase the use of cost-effective and proven life-saving interventions and to strengthen delivery systems to accelerate the reduction of maternal, newborn, and child mortality targeted to those most in need. Priority child health interventions will address essential newborn care, encourage early and exclusive breastfeeding, and include a focus on postnatal visits; target the prevention and treatment of diarrheal disease, including increased use of effective sanitation and hygiene practices at household and community levels; expand prevention and treatment of pneumonia, in both communities and health facilities; strengthen routine immunization; and support polio eradication. Resources will support efforts to combat maternal mortality with expanded coverage of preventive and life-saving interventions, such as prevention and management of postpartum hemorrhage, hypertensive disorders of pregnancy, pre-eclampsia, and sepsis, as well as contributory causes of maternal death such as anemia. Simultaneously resources will support efforts to build health system capability and resilience while improving emergency referral systems and comprehensive obstetric care. Programs will leverage U.S. government and other investments in nutrition, malaria, family planning and reproductive health, and infectious diseases. The request includes \$300 million for Gavi, the Vaccine Alliance, which expands the impact of USAID's bilateral programs, reaching unvaccinated children with cost-effective vaccines to accelerate progress towards goals in preventing child deaths.

- **Family Planning and Reproductive Health (FP/RH) (\$600.0 million):** In FY 2024, USAID voluntary family planning and reproductive health (FP/RH) activities will continue to advance global technical leadership and bilateral programming. The request would strengthen USAID-supported programs, which will focus on the distinct tools and approaches needed for fragile settings and areas. Funds will support timely and cost-effective commodity procurement and shipment; strengthen supply chain performance; foster enabling policy environments, including advocacy for predictable and adequate funding; improve service delivery practices, including integrating with MCH and HIV/AIDS services, and addressing gender-based violence; advance biomedical research and implementation science to make programs as effective as possible ; address demand-side barriers and reach underserved populations, including youth and men; improve knowledge management, data collection, routine monitoring and oversight, and evaluation; and contribute to cross-cutting activities that benefit both FP/RH and the entire health system. Activities will be implemented in collaboration with a broad range of partners, including multilaterals, public and private sector organizations, and community-based organizations.
- **Nutrition (\$160.0 million):** Focusing on evidence-based approaches to nutrition during the first 1,000 days—from the start of a woman’s pregnancy to a child’s second birthday—greatly contributes to the reduction of child mortality and supports long-term health, cognitive development, physical growth, and school and work performance later in life. Activities will focus on integrated services; maternal nutrition during pregnancy; exclusive breastfeeding and other infant and young child feeding practices; diet quality and diversification; and delivery of nutrition services.
- **Malaria (\$780.0 million):** FY 2024 requested resources will continue to advance the President’s Malaria Initiative (PMI) strategy, which brings to scale a combination of proven malaria prevention and treatment approaches and integrates, where possible, these interventions with other priority health interventions. Through investments in the PMI, the United States will continue malaria prevention, control, and elimination activities and strengthen delivery platforms in up to 27 African countries, address multidrug-resistant malaria in three programs in Southeast Asia, and support malaria control and elimination efforts in Latin America. In close coordination with the Global Fund and other key partners, the PMI will strengthen the capacity of host country national malaria control programs to expand the use of highly effective malaria prevention and treatment measures and will rapidly expand country capacity to collect, analyze and use data to optimize program impact. In conjunction with multilateral donors, PMI funding will also support the development of new malaria vaccine candidates, antimalarial drugs, new insecticide-based tools, and other malaria-related research.
- **Vulnerable Children (\$30.0 million):** FY 2024 resources requested will support provide assistance for the care and protection of vulnerable children, particularly those who are outside of family care or who are at risk of losing family care and protection. Activities will promote healthy child development, support reforms to national systems for children’s care, and strengthen child-protection policies and practices to prevent and respond to violence against children. Funding will also support USAID’s Child Blindness Program to reduce childhood blindness and improve eye health. Activities include screening, vision correction through surgery, distribution of eyeglasses or other appropriate treatments, training of community workers to perform screenings and refractions, and the training of doctors and nurses in related pediatric surgical care.

Combating Infectious Disease Threats (\$1,748.0 million, of which \$1,248.0 million is in GHP-USAID and \$500.0 million is in GHP-State):

As the COVID-19 pandemic illustrated, diseases know no borders in an increasingly interconnected world. With the FY 2024 resources requested, the United States will continue to combat infectious diseases, which pose significant threats not only to health, livelihoods, and governance, but also to

regional and international health security. The request will support public health diagnostic, surveillance, workforce, and response systems, which are critical to reducing mortality and morbidity and ensuring health security by minimizing the impact of both endemic and epidemic-prone infectious diseases. U.S. government efforts will focus on combating tuberculosis (TB) and neglected tropical diseases (NTDs), as well as implementing the United States Global Health Security Strategy to prevent, detect, and respond to infectious disease threats.

- **Tuberculosis (\$358.5 million):** With FY 2024 requested resources, USAID will continue to lead the U.S. government’s efforts to combat tuberculosis (TB) globally, and programs will directly support implementation of the USAID TB Strategy 2023-2030 and the new UN General Assembly (UNGA) High Level Meeting (HLM) on TB targets. Tuberculosis is one of the leading infectious disease killers worldwide, infecting 10.6 million people and claiming the lives of almost two million each year; it is also one of the top ten killers of people globally from all causes. In partnership with private and public donors, including significant contributions from and collaborations with recipient countries, USAID will support interventions that reach, cure, and prevent TB and multidrug resistant TB (MDR-TB). U.S. assistance will strengthen the commitment and capacity of countries to support access to, and delivery of, high-quality patient-centered care; prevention of TB transmission; and acceleration of research and innovation. U.S. bilateral assistance leverages both country resources in high-burden countries, as well as the Global Fund’s TB resources, in support of evidence-based approaches to achieve national TB strategic plans and HLM TB targets. USAID supports a competitive market for quality-assured and affordable TB and MDR-TB drugs, as well as diagnostics and other commodities, including through the innovative Global Drug Facility.
- **Neglected Tropical Diseases (NTD) (\$114.5 million):** With FY 2024 requested funding, USAID will support preventive drug treatments for seven of the most prevalent NTDs – lymphatic filariasis, trachoma, onchocerciasis, schistosomiasis, and three soil-transmitted helminths. U.S.-supported programs use an integrated mass drug administration delivery strategy that targets affected communities and can be delivered by trained non-health personnel. USAID will work closely with global partners to support community and school-based mass drug administration for all eligible people at risk; ensure access to quality pharmaceuticals; standardize monitoring and evaluation guidelines for NTD programs; and develop approaches for evaluating the impact of NTD programs in multi-disease settings. Assistance will prioritize sustained and expanded scale-up of NTD treatments in 26 countries to accelerate progress toward the WHO elimination goals. Assistance will complement country programs with strategic investments in research to address barriers to achieving elimination.
- **Health Reserve Fund (HRF) (\$10.0 million):** The HRF will support cross-cutting global health activities in challenging environments or countries emerging from crisis. It will provide flexible, no-year funding to ensure basic health services are accessible to those most in need and to build more resilient health services and systems. Activities will focus on six key areas: support for health service delivery, the global health workforce, health information systems, access to essential medicines, health systems financing, and governance. These resources will strengthen key institutions and infrastructure to prevent the loss of development gains during a crisis.
- **Global Health Worker Initiative (GHWI) (\$20.0 million):** Countries with health systems anchored in a strong primary health workforce are proven to deliver better results, expand service coverage, and lower maternal and child mortality. The FY 2024 request includes \$20 million to support the Global Health Workers Initiative to establish at USAID a dedicated effort to reduce the estimated 10 million global health worker shortage that is hindering frontline capacity to deliver primary health care, respond to emerging threats, and reduce inequities in health and survival.

- **Global Health Security (GHS) (\$1,245.0 million, of which \$745.0 million is in GHP-USAID and \$500.0 million is in GHP-State):** The FY 2024 request includes global health security (GHS) funding that will continue to strengthen capacities to prevent, detect, and respond to infectious disease threats, outbreaks, and pandemics. USAID’s GHS program is a key component of the U.S. Government’s multi-sectoral approach to build better preparedness for current and future health threats and aligns with Administration priorities through the National Biodefense Strategy (NBS), Global Health Security Strategy (GHSS), and the implementation of the Global Health Security Agenda (GHSA).

The COVID-19 pandemic and other outbreaks of viruses in humans, including Ebola, mpox, and Marburg, demonstrate that all countries must be better equipped to rapidly detect and effectively respond to disease threats and to stop them from becoming epidemics or pandemics. At the same time, countries need to take measures—including surveillance, infection prevention and control, vaccination, and biosafety measures—to prevent and prepare for these events.

To build this foundational capacity, USAID has expanded its GHS programs in additional countries: from 30 in FY 2020 to 35 in FY 2021 to 50 in FY 2022. Activities supported through these programs recognize the importance of the link between animal health, human health, and the environment, and work in partnership with other nations, international organizations, and public and private stakeholders to strengthen country systems to address spillover of diseases from animals to humans at the national, regional, and community levels; strengthen laboratory and surveillance capabilities to detect infectious disease threats; improve risk communication in communities; help prevent, detect, and reduce the spread of antimicrobial-resistant pathogens; and strengthen the knowledge base around the drivers of spillover. USAID coordinates closely with other departments and agencies implementing GHS programs and draws upon the Agency’s multi-sectoral capabilities in addressing infectious disease threats including experience gained in responding to outbreaks of Ebola virus disease, severe acute respiratory syndrome, avian influenza, plague, Marburg, and Lassa Fever.

In addition to \$435.0 million in GHP-USAID funding to support bilateral programming, this request includes \$220.0 million in GHP-USAID for contributions to support multilateral initiatives that aim to enhance global health security, including to support the development, delivery and equitable access of vaccines, therapeutics, and diagnostics, such as through the Coalition for Epidemic Preparedness Innovations (CEPI) and other multilateral partners. It also includes \$90.0 million in GHP-USAID funds to replenish the Emergency Reserve Fund to ensure that USAID can quickly and effectively respond to emerging infectious disease outbreaks posing severe threats to human health.

The Budget request also includes \$500 million for the Pandemic Fund, which will strengthen global health security and pandemic preparedness and help make the world safer from infectious disease threats. One year after President Biden made the first public pledge at the First Global COVID-19 Summit, the Pandemic Fund was formally launched with leader-level support, and to date has mobilized \$1.6 billion in initial commitments from over two dozen donors, including sovereign nations and philanthropies. Continued U.S. leadership is critical to help mobilize long-term sustainable resources from others and will help maximize the fund’s major goals: 1) Building capacity and demonstrating capability; 2) Fostering cooperation amongst countries globally and regional across sectors and within countries; 3) Incentivizing additional investments in pandemic prevention, preparedness, and response; and 4) Ensuring administrative and operational efficiency of resources.

Increased United States investments in the Pandemic Fund will accelerate the ability of the United States to leverage allies and partners and extend the reach of U.S. global health security and pandemic preparedness efforts beyond existing bilateral programs and other multilateral contributions. The G20

and numerous global experts estimate that over \$10 billion annually is needed to fill critical gaps in health security, and the Pandemic Fund is a historic new mechanism that will work to fill those gaps.

DEVELOPMENT ASSISTANCE (DA)

(\$ in Thousands)	FY 2022 Actual	FY 2023 Adjusted Enacted ¹	FY 2024 Request	Change from FY 2023 Adjusted Enacted
DA	4,140,494	4,368,613	5,425,697	1,057,084

¹ FY 2023 Adjusted Enacted levels are the same as Enacted Levels for the DA Account.

The FY 2024 Development Assistance (DA) request of \$5,425.7 million represents a significant commitment to accelerate and sustain inclusive economic growth; strengthen global health and global health security in the wake of COVID-19; and address the root causes of irregular migration in the Western Hemisphere. The Request also promotes food security and resilience to alleviate effects of the global food security crisis.

This request advances U.S. priorities through a range of interventions that reinvigorates democracy, human rights, and governance; promotes gender and racial equity; combats poverty and corruption; and supports U.S. allies and partners to defend shared national security interests. Funding is provided to drive global economic growth in the wake of the COVID-19 pandemic and counter violent extremism.

Africa (\$1,835.8 million): The DA request will advance the Administration's commitment at the U.S.-Africa Leaders Summit to: partner with African countries, institutions, and people; strengthen people-to-people ties; build a strong and sustainable global economy; foster new technology and innovation; strengthen health systems and prepare for the next pandemic; tackle the food security crisis; support democracy and human rights; and advance peace and security.

The request includes funding for Power Africa to advance critical power sector generation and distribution projects, including in healthcare facilities, in order to address the challenge of energy poverty and electricity access across sub-Saharan Africa. Power Africa will also strengthen U.S. clean energy exports and investment to sub-Saharan Africa.

Additionally, the request includes funding to advance the Prosper Africa initiative, which leverages the full range of U.S. government resources to advance equitable access to trade and investment; promote transparency and improve the business enabling environment to foster competitiveness and open markets and reduce opportunities for corruption; and harness the power of small businesses, with a special focus on those led by women and members of the African Diaspora.

Funding will also support efforts to foster the growth of open, inclusive, and secure digital ecosystems in Africa. Digital programming, including the President's new Digital Transformation with Africa (DTA) initiative, will expand affordable and inclusive digital connectivity, improve the livelihoods and economic well-being of Africans, promote inclusion and resilience, align with internationally-accepted best practices in transparency and governance, and empower citizens to exercise their rights while mitigating the risks posed by digital technology.

Furthermore, the request includes support for water, agriculture, and food security to increase household food availability, access to basic water and sanitation services, and income through increased agriculture and livestock productivity to reduce food and water insecurity, while promoting stability and the sustainable use of natural resources. Development Assistance will increase environmental conservation

and improved land use practices. Funding will support biodiversity conservation and the sustainable management of target terrestrial and marine areas, and combat conservation crimes, including wildlife trafficking and illegal, unreported, and unregulated fishing.

Development Assistance will also support initiatives that have emerged from the Summits for Democracy and the U.S.-Africa Leaders Summit, including African Democratic and Political Transitions (ADAPT) and efforts to support free and independent media, fight corruption, bolster democratic reformers, advance technology for democracy, and defend free and fair elections and political processes.

East Asia and Pacific (\$632.4 million, including \$64.8 million for USAID Asia Regional): The DA funding requested will support alliances, partnerships, and multilateral institutions to advance a free and open Indo-Pacific, consistent with the Indo-Pacific Strategy. U.S. assistance programs will continue to assert forward-looking global leadership and engage the People’s Republic of China (PRC) from a position of confidence and strength, build strong civil society actors, foster democratic institutions and human rights, promote energy security, support gender equity and equality, and improve natural resource management.

Regional programming for Southeast Asia will address transnational challenges, including natural resource issues, biodiversity, and regional energy connectivity. In the Pacific Islands, the Request supports expanding programs and presence, in alignment with the Pacific Partnership Strategy. Funding will serve to reduce vulnerability to rising sea levels and changing weather patterns and address energy access and diversification challenges. The request seeks to advance democratic governance and the rule of law, bolster civil society groups, promote basic and higher education, and support human rights. By investing in resilience, gender equity and equality, governance, and institutions across the region, the DA request builds stability in a region of vital interest to U.S. national security, as well as to global economic growth.

Near East (\$22.7 million): Consistent with the Middle East and North Africa Joint Regional Strategy, the DA request for the USAID Middle East Regional (MER) office will address major regional issues such as economic crises and food insecurity; countering malign actors; and deficits in democracy, human rights, and transparent governance. Requested funds will bridge gaps in bilateral programs through investments in technical efforts, innovation, and applied research and assessments across sectors and countries. DA funds will also advance the Prosper Africa initiative to support trade and investment in North Africa, and activities to address barriers to quality education and student learning in the Near East, particularly for vulnerable groups.

South and Central Asia (\$396.8 million): DA funding for South Asia is aligned with the Indo-Pacific Strategy and will promote sustainable development to resist harmful economic practices and unsustainable debt. Funding will promote energy supply diversification and emergency preparedness. Funds will also advance investments in the digital economy. Assistance region wide will combat increasing authoritarianism, bolster human rights, and strengthen civil society participation and democratic governance. Resources will continue to support basic and higher education activities, as well as advance gender equity and equality. In Nepal, a democratic bright spot, funds will support economic growth, bolster civil society, and strengthen independent media, invest in basic education, and support investments in agriculture and food security.

Western Hemisphere (\$970.7 million): The DA request will advance the Administration’s goals of reinvigorating U.S. leadership abroad by strengthening our partnerships and standing behind our closest allies in the Americas. The request will expand economic prosperity and development opportunities, while helping our neighbors invest in good governance and democratic institutions. Programs will

respond to irregular hemispheric migration in the region by addressing the root causes of migration from Central America, providing legal pathways, and promoting the socio-economic integration of migrants.

In support of the Root Causes Strategy, the request includes funding across all accounts consistent with the President's commitment to provide \$4 billion in foreign assistance to Central America over four years. As a comprehensive strategy to address the root causes of irregular migration, the request includes support for anti-corruption, good governance, economic opportunity, security, and expanding reintegration assistance for migrants, as well as programs that strengthen capacity to adapt to extreme weather events and facilitate regional trade and investment. This comprehensive strategy also supports building disaster resilience, advancing the transition to clean energy, assisting at-risk populations with employment and education, and expanding job creation and growth opportunities in El Salvador, Guatemala, and Honduras, while empowering local organizations in these countries to address the drivers of irregular migration to the United States. Programs will support women's economic empowerment in northern Central America and the Western Hemisphere more broadly.

In Colombia, requested funding will continue support for peace implementation, access to justice services, citizen participation, and human rights. The Request will advance a three-pronged effort in Peru to combat illicit drugs by providing alternative development programs. Programs will also strengthen governance with a focus on anti-corruption and improving environmental and natural resource management of the Amazon.

The request supports programming to strengthen disaster resilience and promote renewable energy in the Caribbean. In Haiti, funds will support activities to restore the country's democratic institutions, counter insecurity, support community-based migrant reintegration, strengthen civil society, and continue programs that promote resilience and protect Haiti's natural resources.

Countering PRC Influence Fund (CPIF) (\$127.5 million requested within DA, of which \$27.5 million requested centrally): The CPIF will strengthen the Administration's efforts to support our partners ability to maintain their own autonomy, security, and prosperity, especially for countries that stand on the frontlines of the PRC coercion, in line with principles articulated in the National Security Strategy. CPIF will support the Administration's goals to increase the capacity and resilience of U.S. partners and allies worldwide to deter aggression, coercion, and influence by the PRC and associated actors. Funds will, amongst other uses, counter corruption, confront untrusted digital infrastructure, identify and address forced labor in supply chains, and curtail illegal, unreported, and unregulated fishing. Funding will create programs that will meet the economic and development needs of partner countries and distinguish the United States and our partners from our competitors.

USAID Pillar Bureaus (1,539.8 million): The request will support the development of resilient, democratic societies; enable inclusive, sustainable growth; promote free, peaceful, and self-reliant communities with effective, legitimate governments; build human capital; and create social safety nets that reach the poorest and most vulnerable. In addition to funding programs in various countries, this request will support programming and technical services that contribute to peace and stability through programs, funding, and technical services focusing on social, communal, and political aspects of crises and political transition via funding for the Bureau for Conflict Prevention and Stabilization.

Funding for the reorganized Bureau for Development, Democracy, and Innovation (DDI) will support key priorities including: education, especially emphasizing response to the impacts of the COVID-19 pandemic; digital development in support of USAID's Digital Strategy; economic growth with attention to opening new markets and private sector engagement; the Gender Equity and Equality Action Fund (GEEA) in line with the U.S. Government Gender Strategy; inclusive development that ensures the rights, safety, and well-being of marginalized and underrepresented groups such as LGBTQI+ persons and

women; partnerships to advance the Administration's localization, diversity and inclusion goals; and innovation and research to enhance response to global development challenges.

The request includes funding for programs within the new Bureau for Democracy, Human Rights, and Governance (DRG). The DRG Bureau will advance objectives related to democracy, human rights, and governance, with particular attention to bolstering democratic resilience, including through work under the Presidential Initiative for Democratic Renewal (PIDR), and preventing, countering, and mitigating corruption and kleptocracy, a core U.S. national security interest under the U.S. Strategy on Countering Corruption. The request supports cutting-edge technical expertise and analysis to strengthen democratic institutions; counter corruption; address critical human rights issues; protect and support independent fact-based media; fight restrictions on civic space; strengthen civil society; and promote fair, peaceful, and competitive electoral processes. The DRG Bureau will also play a lead role on key Agency priorities, including addressing resurgent authoritarianism, mis/dis/malinformation, and corruption.

Funding for the new Bureau for Resilience, Environment, and Food Security (REFS) will advance resilience; infrastructure, energy, and energy security; environment and biodiversity; food security; nutrition; and water security, sanitation, and hygiene—all with the goals of increasing partner countries sustainability, self-reliance, and enhancing U.S. national security and economic prosperity. Funding will support the U.S. Government's global hunger and food-security initiative, Feed the Future (FTF), guided by the whole-of-Government Global Food-Security Strategy (GFSS). Funding will also support REFS to implement the Agency's Biodiversity Policy and key portions of legislative mandates, such as the Save our Seas and the Eliminate, Neutralize and Disrupt Wildlife Trafficking Acts.

Funding will also support USAID's policy and strategy implementation, monitoring, and evaluation efforts through funding for its new Bureau for Policy, Learning, and Resource Management (PLR). Funding for USAID Program Management Initiatives (PMI) will support USAID Missions with partner vetting, visa compliance, and development communications. The request also supports two new USAID offices, USAID Office of Diversity, Equity, Inclusion, and Access (A/DEIA) to support implementation of the goals and objectives of the Agency's DEIA Strategic Plan and Equity Action Plan, and USAID Office of the Chief Economist (OCE), which seeks to restore trust in government through scientific integrity and evidence-based policymaking.

INTERNATIONAL DISASTER ASSISTANCE (IDA)

(\$ in Thousands)	FY 2022 Actual ¹	FY 2023 Adjusted Enacted ²	FY 2024 Request	Change from FY 2023 Adjusted Enacted
IDA	3,905,460	4,543,362	4,699,362	156,000
Additional Funding	7,398,000	300,000	-	N/A

¹FY 2022 Actual levels exclude \$400.0 million in additional funding in the Afghanistan 1, Afghanistan Supplemental Appropriations Act, 2022 (Div. C, P.L. 117-43), \$2,650.0 million from the Ukraine 1, Ukraine Supplemental Appropriations Act, 2022 (Div. N, P.L. 117-103) and \$4,348.0 million from the Ukraine 2, Additional Ukraine Supplemental Appropriations Act, 2022 (P.L. 117-128).

²FY 2023 Adjusted Enacted level includes \$637.902 million in emergency funding that was shifted from the base in the FY 2023 Enacted. The Adjusted Enacted level excludes \$300.0 million in additional funding made available in the Ukraine 4, Ukraine Supplemental Appropriations Act, 2023 (Div. M, P.L. 117-328) to respond to humanitarian needs in Ukraine and in countries impacted by the situation in Ukraine.

The FY 2024 International Disaster Assistance (IDA) request will provide lifesaving humanitarian assistance in response to natural disasters and complex emergencies, including acute food insecurity, around the world. With IDA funds, the United States saves lives, alleviates human suffering, reduces the physical, social, and economic impacts of rapid and slow onset disasters, and supports at-risk populations to build resilience. This request, complemented by resources requested through the Food for Peace Title II and Migration and Refugee Assistance (MRA) accounts, will maintain U.S. leadership in humanitarian response worldwide.

The \$4,699.4 million in requested IDA resources will be managed by the U.S. Agency for International Development’s Bureau for Humanitarian Assistance (BHA). As complex and protracted conflicts and severe natural disasters increase in frequency and severity, the effects of the Russia’s invasion of Ukraine linger on, and global food insecurity of the most vulnerable worsens, humanitarian need worldwide continues to rise to unprecedented levels. As the lead Federal Coordinator for international disaster assistance, BHA maintains a strong and effective global system prepared for rapid activation and response to emergency needs worldwide. By leveraging all available authorities and resources, BHA both responds to crises with agility and speed and builds resilience to future crises by addressing underlying vulnerabilities of communities in need.

Humanitarian interventions work across multiple sectors to support populations’ needs determined by expert analyses of local contexts. Programming includes, but is not limited to, emergency food assistance, nutrition, shelter, protection, disaster risk reduction, water/sanitation/hygiene, health, logistics, coordination, and livelihoods support. The IDA account also supports investments that promote early recovery, build resilience, and reduce risk in communities vulnerable to recurrent humanitarian crises.

With IDA and Food for Peace Title II resources and along with State's Bureau of Populations, Refugees, and Migration (PRM), BHA will support innovative programming and coordinated humanitarian responses to crises, including those in Afghanistan, the Horn of Africa, Syria, Ukraine, Haiti, Venezuela, and Yemen. The bureau responds to roughly 75 crises in more than 65 countries each year; in the first half of FY 2023 alone, BHA responded to floods in West Africa and Pakistan, earthquakes in Türkiye and Syria, wildfires in Chile, and a dzud in Mongolia. IDA resources are also used to provide emergency food assistance for refugees. The contingency nature of the IDA account allows for the flexibility to respond to

protracted crises and new emergencies as they arise and support the full range of humanitarian assistance activities necessary to meet the needs of impacted communities. BHA's programs are integrated and multi-sectoral in nature, drawing on all available authorities and funding to design programs to meet the needs of people affected by conflict, changing weather patterns, the food security crisis, and unanticipated natural disasters. Utilizing IDA resources to leverage the full spectrum of market-based food assistance modalities—local, regional, and international procurement; food vouchers; and cash transfers for food—while providing complementary programming to meet an array of humanitarian needs is a necessity when working in rapidly shifting humanitarian contexts. The Administration is committed to supporting integrated, multisectoral humanitarian assistance that is efficient and effective so that all whom BHA serves are treated with dignity and respect. The FY 2024 Budget Request coupled with the reauthorization of the Food for Peace Act, will allow the United States to lead the international humanitarian system with innovative, flexible, multisectoral programming in FY 2024 and beyond.

TRANSITION INITIATIVES (TI)

(\$ in Thousands)	FY 2022 Actual ¹	FY 2023 Adjusted Enacted ²	FY 2024 Request	Change from FY 2023 Adjusted Enacted
TI	80,000	80,000	102,000	22,000
Additional Funding	120,000	50,000	-	N/A

¹ FY 2022 total excludes \$120.0 million in additional funding provided in the Ukraine 1 Supplemental Appropriations Act, 2022 (Div. N, P.L. 117-103).

² FY 2023 Adjusted Enacted is the same as the Enacted total for the TI Account and excludes \$50.0 million provided in the Ukraine 4, Ukraine Supplemental Appropriations Act, 2023 (Div. M, P.L. 117-328).

The FY 2024 request of \$102.0 million for the Transition Initiatives (TI) account will address opportunities and challenges in countries in crisis and assist in their transition toward sustainable development, peace, good governance, and democracy. TI funding will support catalytic programs managed by USAID’s Office of Transition Initiatives (USAID/OTI) that target political crises, prevent and mitigate conflict, and address stabilization needs in countries critical to U.S. foreign policy. TI funds will support fast and flexible short-term assistance to help government and civilian partners advance peace and democracy. TI funding targets priority countries where USAID/OTI engages quickly and robustly, often where other funds are less readily available.

COMPLEX CRISES FUND (CCF)

(\$ in Thousands)	FY 2022 Actual	FY 2023 Adjusted Enacted ¹	FY 2024 Request	Change from FY 2023 Adjusted Enacted
CCF	60,000	60,000	60,000	-

¹ FY 2023 Adjusted Enacted is the same as the Enacted level for the CCF Account.

The FY 2024 request of \$60.0 million for the Complex Crises Fund (CCF) will be used to support USAID programs and activities that prevent or respond to emerging or unforeseen challenges and complex crises overseas, including activities implementing the U.S. Strategy to Prevent Conflict and Promote Stability, and contribute to U.S. foreign policy or national security goals. Managed by USAID’s Bureau for Conflict Prevention and Stabilization (USAID/CPS), CCF programs target countries or regions that demonstrate a high or escalating risk of conflict, violence, or instability and where a U.S. government response will help mitigate that risk or advance peace and democracy. CCF support is critical in situations where neglecting to act could jeopardize foreign policy and national security interests in the near-term or impede long-term development goals.

ECONOMIC SUPPORT FUND (ESF)

(\$ in Thousands)	FY 2022 Actual ¹	FY 2023 Adjusted Enacted ²	FY 2024 Request	Change from FY 2023 Adjusted Enacted
ESF	4,099,000	4,301,301	5,391,491	1,090,190
Additional Funding	9,387,000	17,466,500	-	N/A

¹FY 2022 Actual levels exclude \$621.0 million appropriated in the Ukraine 1, Ukraine Supplemental Appropriations Act, 2022 (Div. N, P.L. 117-103) and \$8,766.0 million in the Additional Ukraine Supplemental Appropriations Act, 2022 (P.L. 117-128). \$26.0 million in Ukraine 1 was transferred from ESF to Diplomatic Programs.

²FY 2023 Adjusted Enacted levels are the same as the Enacted Level for the ESF account and excludes the \$4,500.0 million appropriated in the Ukraine 3, Ukraine Supplemental Appropriations Act, 2023 (Div. B, P.L. 117-180) and the \$12,966.5 million in the Ukraine 4, Additional Ukraine Supplemental Appropriations Act, 2023 (Div. M, P.L. 117-328).

The FY 2024 Economic Support Fund (ESF) request of \$5,391.5 million represents a significant investment in several signature Administration priorities and commitments, such as bolstering the Indo-Pacific Strategy; addressing Western Hemisphere migration; reinforcing commitments in Africa and partnerships in the Middle East; and supporting efforts to lead and address shared global challenges such as food insecurity and energy security. These funds will help countries of strategic importance meet near- and long-term political, economic, development, and security needs.

Africa (\$57.6 million): The request will advance partnerships in Africa by strengthening democratic institutions, advancing peace and security, countering violent extremism, promoting trade and commercial ties, and creating an enabling environment for investment to support economic development. In addition to bilateral efforts, this request will support regional programs within State Africa Regional for activities such as the Trans-Sahara Counterterrorism Partnership (TSCTP), the Partnership for Regional East Africa Counterterrorism (PREACT), the Africa Regional Democracy Fund, and the Ambassador’s Special Self-Help program along with economic growth programs. These programs will advance Women, Peace and Security activities, women’s economic empowerment, and counter malign influence from the Government of the People’s Republic of China (PRC). Assistance will reinforce the United States’ continued partnership with the African Union. The request will also support the African Democratic and Political Transitions (ADAPT) initiative, a new program announced at the U.S.-Africa Leaders' Summit, that will provide rapid, flexible support and assistance to governments and civil society during vulnerable yet critical political transitions, supporting the goal of durable and inclusive civilian rule.

East Asia and Pacific (\$227.8 million): The request will support the Administration’s commitment to an Indo-Pacific that is free and open, connected, prosperous, secure, and resilient, as outlined in the Indo-Pacific Strategy (IPS). Assistance sustains the United States’ forward-looking approach as a global leader and responsibly manage competition with the PRC. The request provides robust funding to support IPS goals, advance the Indo-Pacific Economic Framework (IPEF), and promote regional and multilateral institutions. Activities will champion efforts to foster democratic resilience and human rights, support infrastructure investment, build resilience against cyber threats and disinformation, build emergency preparedness capabilities, and help populations adapt to changing weather patterns and protect natural resources.

Europe and Eurasia (\$5.0 million): Assistance to the region will support efforts to counter foreign malign influence, as well as foster economic resilience in Greenland through industry and entrepreneurship opportunities. Assistance in Greenland will also support exchanges of best practices, including technical assistance in key industries, and strengthening institutions and communities.

Near East (\$2,042.0 million): The Request supports the Administration's efforts to advance a stable and prosperous Middle East and North Africa and to strengthen U.S. allies and partners in the region, promote inclusive economic growth, strengthen democratic principles, and accelerate cross-sectoral solutions to mitigate the impact of water security. Assistance to regional partners counters Iran's destabilizing behavior and prioritizes strategic competition with the PRC and Russia. The Request seeks funding to establish a new Middle East and North Africa Opportunity Fund, intended to enable the United States to respond to unforeseen openings and support emerging opportunities. These could include democratic progress in Tunisia, advances toward peace in Yemen or Libya, or further regional integration achieved through the Negev Forum. It also sustains assistance to the Palestinian people, furthering the Administration's goal to promote a negotiated two-state solution, and continues support for Arab-Israeli regional ties and mutual understanding and the Middle East Partnership for Peace program to advance peacebuilding and reconciliation efforts in Israel and the West Bank and Gaza. The Request also leverages assistance to bolster emerging peace efforts in Yemen while building on humanitarian assistance to mitigate suffering and lay the foundation for recovery efforts. It will also enable the United States to mitigate the effects of violent extremism and other ongoing conflicts and threats, such as in Syria or Libya, and will support the voluntary repatriation and reintegration of displaced persons in Al Hol and Roj while disrupting ISIS networks in the camps and improving conditions for the remaining population. It will also deliver vital assistance to the people of Lebanon as they grapple with overlapping economic and political crises. Through this request, the Administration will invest in sustainable multilateral approaches that focus on solving shared problems while also investing in education, strengthening civil society, anti-corruption, good governance, and efforts to prevent democratic backsliding.

South and Central Asia (\$230.8 million): In South Asia, the request will fund activities in support of a free and open Indo-Pacific, including in economic growth and development, and for regional efforts to respond to natural disasters, as outlined in the IPS. Assistance for South Asia will strengthen transparent governance and promote civil society and independent media. Activities will help ensure gender equity and women's economic advancement, foster innovation and economic competitiveness, and promote private sector growth and the expansion of trade. Assistance will help foster innovation and strengthen economic competitiveness in the Indo-Pacific, and promote energy security, adaptation to changing weather patterns, and the effective management of natural resources. U.S. assistance programs will benefit the Afghan people through support of critical sectors, namely health, education, food security, and livelihoods. In addition, targeted support will be provided to Afghan civil society organizations, with a focus on efforts that protect women and girls and promote human rights more broadly. In Pakistan, assistance will support Pakistan's recovery from devastating floods, diversify the energy supply, and support activities to build emergency preparedness capabilities. Assistance to Pakistan will expand private sector economic growth; strengthen democratic institutions; and advance gender equity and women's empowerment.

Western Hemisphere (\$532.1 million): The Request will invest in programs that build economic resilience, democratic stability, and citizen security in the region. ESF programs will advance Administration priorities to support democracy and good governance, economic growth and development, manage regional migration, build emergency preparedness capabilities, and protect natural resources. Activities will address the root causes of irregular hemispheric migration, including through promoting regional prosperity and economic resilience and combating inequality, corruption and insecurity – problems made exponentially worse through recent severe economic contraction in Latin America and the Caribbean. In Central America, the Request supports the Administration's Root Causes Strategy through

citizen security and economic resilience initiatives. In Haiti, the request supports the Haitian people against the multiple complex challenges they face in insecurity, health, and democracy. The Request sustains programs in Colombia to support peace accord implementation, such as through access to justice, citizen security, and public services in conflict-affected areas; generate licit economic alternatives to coca cultivation; support the socio-economic integration of Venezuelan migrants and Colombian returnees into host communities; and conserve Columbia's biodiversity and forests. In Venezuela, these funds will strengthen diverse democratic actors to exercise their rights of free speech and assembly and defend democratic principles. The request also supports programs in Mexico to address corruption and promote human rights; strengthen energy security; and promotes economic opportunities, especially in southern Mexico. Through the Caribbean Basin Security Initiative, the Request will build community, local, and national crime and violence prevention capacity, as well as provide critical social, educational, and economic opportunities to youth to reduce the risk of involvement in crime and violence.

Functional Bureaus and Offices (\$1,727.1 million): In addition to funding programs in priority countries, ESF resources will enable State Department and USAID efforts to prevent conflict, counter violent extremism, promote the rights and empowerment of women and girls, prevent and respond to gender-based violence, implement the Strategy required by the Women, Peace, and Security Act, empower local civil society to advocate for resilient democratic institutions, and protect human rights via the funding requested for the Bureau of Conflict and Stabilization Operations (CSO); Bureau of Counterterrorism (CT); Office for Global Women's Issues (S/GWI); and Bureau of Democracy, Human Rights and Labor (DRL). The ESF request also includes funding for the Gender Equity and Equality Action (GEEA) fund, which will be implemented by the reorganized USAID Bureau for Development, Democracy, and Innovation (DDI) and S/GWI to advance women's economic security and support gender equality and women's empowerment through technical assistance, training, and evaluation. The ESF request will further contribute to implementation of the Presidential Initiative for Democratic Renewal in support of Summit for Democracy commitments. In addition, funding from the ESF Request will support the Enterprise for Development, Growth, and Empowerment (EDGE) Fund, which will unlock partnerships with multinational and local private sector entities to co-design, leverage, and promote sustainable business practices, market development innovations, and inclusive entrepreneurship.

Funding requested for the Bureau of Economic and Business Affairs (EB), Bureau of Energy Resources (ENR), Bureau of Global Health Security and Diplomacy (GHSD), Office of Global Partnerships (GP), and the Bureau of Oceans and International Environmental and Scientific Affairs (OES) and the Special Presidential Envoy for Climate (SPEC) will enable the U.S. government to play a leading role in combatting climate change, advancing energy security, promoting international conservation efforts, strengthening the global health security architecture, promoting alternatives to the malign influence of strategic competitors, and encouraging sustainable development and economic growth.

In particular, there is an increase for ENR and the USAID Bureau for Resilience, Environment, and Food Security (REFS) to support targeted initiatives to increase energy security. Disruptions of global energy supplies have underscored the need to diversify energy sources and reduce demand. Building a resilient global energy system requires the widespread scale up of energy efficiency to reduce demand, rapid deployment of clean and renewable energy, improved energy storage, and end-use electrification, particularly in geographies reliant on Russian oil and gas.

There is also an increase for OES and REFS to support international forest conservation. In recent years, forest and ecosystem loss has increased at unprecedented rates. The request would promote effective, long-term management of protected and conserved areas and their contiguous buffer zones in critical forest basins, including the Amazon, Congo, and Southeast Asia.

The request also includes \$800.0 million in ESF for the State Department to provide to the Green Climate Fund (GCF). Combined with funds requested through the Treasury Department for the GCF, this funding will foster climate-resilient development and low-emission investment across a variety of sectors, including by mobilizing private finance and leveraging other donors. The planned funding will demonstrate U.S. leadership on climate finance and our commitment to supporting developing countries through the GCF.

Funding requested for the Global Engagement Center (R/GEC) will support efforts to expose and deny global disinformation and propaganda efforts that aim to undermine the policies, security, and stability of the United States, its allies, and its partners; funding for the newly established Cyberspace and Digital Policy Bureau (CDP) will advance U.S. leadership through information and communications technology (ICT) and cyber capacity building programming that will promote an open, interoperable, reliable, and secure Internet. Funding for the Office of Foreign Assistance will support Department-wide MEL efforts. Finally, funding for ISN will support international engagement to promote enhanced and more efficient cooperation and assistance in the application of nuclear science and technology for peaceful purposes to meet development needs through the Sustained Dialogue on Peaceful Uses Initiative.

Partnership for Global Infrastructure and Investment (PGII) Fund (\$250.0 million): The Department and USAID will support PGII through a co-managed Fund that will respond to time-sensitive technical assistance needs necessary to advance strategic infrastructure projects in low- and middle-income countries. The Fund will focus on removing transaction-level barriers and building like-minded partner consortiums to compete on projects and mobilize financing from the U.S. government, the private sector, and other partners, in the areas of climate and energy security, health and health security, digital connectivity, gender equity and equality and related transportation infrastructure. The Department and USAID will collaborate with the private sector and other partners to support infrastructure to provide a compelling case for our model of development.

Countering PRC Influence Fund (CPIF) (\$127.5 million requested within ESF, of which \$42.5 million requested centrally): The CPIF will strengthen the Administration's efforts to support our partners ability to maintain their own autonomy, security, and prosperity, especially for countries that stand on the frontlines of People's Republic of China's (PRC) coercion in line with principles articulated in the National Security Strategy. CPIF will support the Administration's goals to increase the capacity and resilience of U.S. partners and allies worldwide to deter aggression, coercion, and influence by the government of the PRC and associated actors. Funds will, amongst other uses, help confront unfair and illegal trade practices, cyber theft, and corrupt and coercive economic practices abroad that undercut access to favorable advanced and emerging technologies and seek to erode our strategic advantage and national competitiveness.

Prevention and Stabilization Fund (PSF) (\$114.5 million requested within ESF): This funding will support the implementation of the strategy under the 2019 Global Fragility Act (GFA) to adopt a multi-pronged, multi-sectoral approach to strengthen the resilience of partner nations and civil society to address fragility challenges in countries at risk of or experiencing instability and conflict. The State Department and USAID will use these funds to directly address fragility, informed by the country and region 10-year plans. Funding will support context specific efforts to strengthen social cohesion, including gender inclusion and equity for underserved communities, combat corruption, protect human rights, promote conflict reduction and reconciliation, engage private-sector actors in peacebuilding, and reinforce critical governance reforms, as well as enable international coordination and monitoring evaluation and learning. Funding will seek to anticipate and prevent conflict, support inclusive, locally-driven, political processes to stabilize conflict-affected areas, engage external partners in U.S. efforts, and improve and integrate interagency capabilities.

Global Concessional Financing Facility (GCFF) (\$40.0 million): This request will support funding for the GCFF, a trust fund operated by the World Bank using donor-provided contributions. Co-financing from the GCFF allows middle-income countries hosting large refugee populations to access multilateral development bank loans at more concessional terms, enabling those countries to address the development challenges of forced displacement. Funding the GCFF is an important demonstration of U.S. support for refugee populations and an acknowledgement of the challenges confronting both refugee and host communities. Countries currently eligible for support from the GCFF are Colombia, Ecuador, Jordan, and Lebanon.

Atlantic Cooperation (\$47.0 million): The United States has a strategic interest in increasing integration and cooperation with coastal Atlantic countries on four continents. No Atlantic multilateral mechanism exists that includes the key nations in the South Atlantic, which includes regional powerhouses like Brazil and fragile states in West Africa and the Gulf of Guinea. This strategic gap is not lost on our global competitors. At the same time, coastal Atlantic countries share many common challenges that cross borders and cannot be solved unilaterally. This request will support a diplomatic mechanism to bring together nations bordering the Atlantic Ocean around shared principles and cooperation on maritime security, economy, and environmental protection. The requested funding will support U.S. leadership and allow the USG to launch new, innovative programs using new technologies, training, forecasting -and other effective approaches to these chronic problems. The result will be a rules-based Atlantic community that protects resources and enables safe and productive economic activity.

Vision for Adaptive Crops and Soils (VACS) (\$75.0 million): The request also supports the new Vision for Adapted Crops and Soils (VACS). Building a more resilient food system requires systemic changes. In support of Feed the Future, VACS will increase productivity through a systemic focus on building soil health and increasing the resilience of key indigenous food crops. Programming will facilitate and deploy best practices for improving and sustaining soil health. It will also catalyze investments in plant breeding in order to develop crops that are productive, nutritious, and adapted to changing weather.

DEMOCRACY FUND (DF)

(\$ in Thousands)	FY 2022 Actual	FY 2023 Adjusted Enacted ¹	FY 2024 Request	Change from FY 2023 Adjusted Enacted
DF	340,700	355,700	290,700	-65,000

¹FY 2023 Adjusted Enacted is the same as the Enacted level for the DF Account.

The Democracy Fund (DF) FY 2024 request of \$290.7 million supports democracy, human rights, and governance (DRG) as a critical component of defending U.S. national security, fostering economic opportunities for Americans, and asserting U.S. leadership and influence abroad. DRG programming will help build resilient, democratic societies and support countries that are committed to building effective, transparent, and accountable governments that respect human rights and can deliver social and political benefits to citizens. The request funds programs that build the capacity of local organizations and governments; preserve and expand respect for democratic principles and citizen-centered governance; and respond to political transitions, restrictive civic space, and crises. The request also funds DRG programs that build respect for human rights and inclusive development and governance, as well as those that promote gender equality and the rights of women and girls. The request also supports implementation of the Presidential Initiative for Democratic Renewal (PIDR), a signature initiative of the Summit for Democracy.

USAID Bureau for Democracy, Human Rights, and Governance (USAID/DRG) (\$100.0 million):

The Request will enable the new Bureau for Democracy, Human Rights, and Governance to provide strategic support to unanticipated political openings, transitions, and critical development opportunities that strengthen institutions; foster the rule of law and government transparency; strengthen citizen-centered governance; advance human rights; address restrictions on civic space and strengthen civil society and civic education; support independent media operating in the public interest; and promote free and fair electoral processes that are competitive and peaceful. The request includes support for ending gender-based violence, promoting the rights of members of marginalized groups, fostering inclusive development across a range of underserved communities (e.g., LGBTQI+ persons and women), and bolstering democratic resilience as strategic and programmatic priorities. The request will also support DRG’s implementation of the PIDR and broader Summit for Democracy goals.

State Department Bureau of Democracy, Human Rights, and Labor (DRL) (\$180.7 million):

This request supports the Biden-Harris Administration’s foreign policy priorities of promoting and defending democracy globally, to include efforts to counter authoritarianism; promote human rights; and meaningfully address diversity, equity, and inclusion as core elements of good governance. DRL will advance pressing democracy and governance priorities globally, including empowering civil society activists and human rights defenders in their efforts to promote rule of law, freedom of expression, and other vital fundamental freedoms; supporting free and fair, and representative, elections; promoting the human rights of vulnerable persons, including LGBTQI+ persons, women, and persons with disabilities; supporting Internet freedom; advancing anti-corruption and transparency; strengthening transitional justice processes; supporting independent media; and combatting closing spaces. The request will also support DRL’s implementation of the PIDR and broader Summit for Democracy goals.

State Department Office of International Religious Freedom (J/IRF) (\$10.0 million): This request will support one of the Administration’s top priorities: addressing threats to religious freedom on a global

scale, particularly in closed or closing political systems. J/IRF seeks this funding to combat new models of authoritarianism and democratic backsliding triggering societal intolerance and human rights abuses so that all community members may fully participate in their communities without compromising their beliefs. Programs advance religious freedom by addressing governmental restraints such as restrictive laws and policies including for indigenous people that are not in compliance with international obligations, addressing societal restraints such as xenophobia, racism, and inter- and intra-communal violence, and using media to increase information flow around religious freedom issues. Promoting the rights of those most vulnerable and expanding religious freedom fosters political stability, economic growth, and human security for all.

ASSISTANCE TO EASTERN EUROPE AND CENTRAL ASIA (AEECA)

(\$ in Thousands)	FY 2022 Actual ¹	FY 2023 Adjusted Enacted ²	FY 2024 Request	Change from FY 2023 Adjusted Enacted
AEECA	500,000	850,334	1,049,497	199,163
Additional Funding	1,113,800	-	-	N/A

¹The FY 2022 Actual level excludes \$1,113.8million in additional funding provided in in the FY 2022 Ukraine #1 Supplemental (P.L. 117-103, Div. N), \$6.2 million of which was transferred from AEECA to NADR.

² The FY 2023 Adjusted Enacted level includes \$350.0 million in emergency funding that was shifted from the base in the FY 2023 Enacted.

The Assistance for Europe, Eurasia and Central Asia (AEECA) FY 2024 request of \$1,049.5 million will advance U.S. foreign policy and national security priorities associated with ensuring Russia’s strategic defeat by supporting countries in Europe, Eurasia and Central Asia as they face intensified Russian aggression and malign influence, and severe economic disruption as a result of Russia’s war against Ukraine. The global condemnation of Russia’s war requires continued U.S. leadership and strengthened partnerships and alliances. Foreign assistance funded efforts will advance U.S. interests by supporting our Allies and partners in the region on their paths toward democracy, Euro-Atlantic integration, and open-market economies, while building their capacity to counter malign actions from external foreign actors. Funding will support programs focused on democracy, anti-corruption, and rule of law; build capacity to counter disinformation and strengthen civil society, independent media and good governance; counter trafficking in persons and promote gender equality; enhance cyber and energy infrastructure, including by building energy security and independence; mitigate food insecurity, and support economic diversification, development, and post-pandemic recovery.

Europe and Eurasia (\$903.1 million): The request for Europe and Eurasia will build countries’ resilience to foreign malign influence and advance Euro-Atlantic integration, while addressing the threat posed by Russia to European security and by the growing challenges from the People’s Republic of China (PRC), including predatory economic engagement. Funding will support programs focused on defending democracy and rule of law, advancing human rights and gender equality, fighting corruption, and countering authoritarianism. Programs will work to support Allies and partners as they respond to the first-and second-order effects of Russia’s war against Ukraine throughout all sectors of the economy and society. Programs will support free and fair media, civil society, energy diversification and infrastructure, cyber security, and economic development. The FY 2024 request maintains high levels of support for Georgia, Armenia, Moldova, Ukraine, and the Western Balkans, while supporting the democratic aspirations of the Belarusian people and promoting peace through regional engagement in the South Caucasus. Regional highlights include:

- Ukraine (\$451.7 million):** Building on significant assistance, including through supplemental appropriations, since February 2022, the U.S. will continue to support Ukraine as it defends itself against further invasion by Russia by providing economic assistance to help ensure continuity of government functions and promote the resilience of the Ukrainian people. Funding will support critical energy and cyber security assistance, including support to protect critical government services, industries and infrastructure; critical agricultural production and export initiatives; efforts to counter disinformation; initiatives to document and hold perpetrators accountable for human rights abuses, war crimes, and other atrocities, and build a basis for future peace and

reconciliation efforts; contributions to reconstruction efforts; and Organization for Security and Co-operation in Europe (OSCE) efforts to promote security and stability in Ukraine. Funds will also continue to promote democratic and economic reforms, including anti-corruption and rule of law; support civil society, decentralization, access to unbiased information, and judicial reform; improve climate governance and climate resilient practices; and encourage clean energy investment. Funds will also bolster service delivery where it is safe and possible to do so, including support of critical health efforts.

- **Europe and Eurasia Regional (\$112.5 million):** U.S. assistance will support allies and partners as they counter Russian disinformation and resist intensified Russian aggression, that seeks to undermine and degrade democracy, human rights, rule of law, and peaceful coexistence. U.S. assistance will support programs that diversify energy sources and reduce reliance on Russian energy, promote democratic resilience and help alleviate the strain on governments and local communities who are assisting refugees resulting from Russia's further invasion of Ukraine; support initiatives to counter corruption and advance economic and democratic transition in the region; promote sub-regional cooperation and economic integration, including in the Western Balkans; support cross-border energy linkages; promote civil society development and networks; foster professional investigative journalism, particularly through regional journalist networks; and leverage transition experience and resources from other donors, including former foreign assistance recipients. Assistance will include regional programs to counter malign influence, including through investment screening and cyber security. Funding will enable peer-to-peer, educational, cultural, and other regional programs that provide exchanges of best practices and ideas on cross-border themes. Funds will also support regional challenges including encouraging a durable peace in the South Caucasus through building people-to-people ties and developing a shared vision of a peaceful future. South Caucasus regional initiatives aim to help create positive ties among the peoples of Armenia, Azerbaijan, and Georgia. Funds will support the stemming of democratic backsliding in Central Europe.
- **Western Balkans (\$108.1 million):** U.S. assistance to Albania, Bosnia and Herzegovina, Kosovo, Montenegro, North Macedonia, and Serbia, will support EU-accession related reforms, transatlantic cooperation, and efforts to counter Russian and PRC influence and disinformation, with an emphasis on advancing rule of law and government transparency, countering corruption, bolstering good governance, boosting civil society activism, and ensuring a vibrant independent media sector. Assistance programs will engage and empower local government and youth to catalyze economic growth, stem brain drain, and promote reconciliation among different ethnic groups. Assistance will also enhance accountability of government through greater fiscal transparency and facilitate citizen engagement with representatives to improve responsiveness to constituent needs. Funding will promote private-sector-led economic growth, energy security including through clean energy, cyber security, a sound financial and regulatory environment, and will back the EU facilitated dialogue to normalize relations between Kosovo and Serbia.
- **Georgia (\$88.0 million):** U.S. assistance will support Georgia's democratic and economic development, advance Euro-Atlantic integration, and build resilience against malign influence. Funding will help strengthen institutional checks and balances and the rule of law; support efforts led by Georgian civil society to advance democratic and economic development; improve access to independent, reliable, and balanced media; promote political pluralism; support reconciliation efforts including in Abkhazia and South Ossetia; increase energy security and advance clean energy; promote reforms necessary to foster economic development and diversification; advance digitalization and strengthen cyber security and resilience; expand private-sector competitiveness and agricultural productivity; and attract foreign investment. Exchange, educational, English-language, and U.S.-based security training programs will promote democratic principles,

including social and economic inclusion for youth, women, LGBTQI+ persons, and other marginalized groups to ensure their voices are part of the democratic process. Border security and anti-corruption initiatives will strengthen institutional capacity, public accountability, internal control and oversight, and integrity across the government. Increased funding will help enhance energy security as well as economic opportunities and integration for populations susceptible to Russian malign influence.

- **Moldova (\$55.0 million):** U.S. assistance will support reforms necessary to solidify hard-won democratic gains, to bolster Moldova's European integration and to mitigate vulnerabilities to Kremlin malign influence as a result of Russia's war in Ukraine. Funding will support ongoing reforms to improve governance and expand decentralization; increase transparency and accountability; strengthen the rule of law and judicial reform; address corruption; advance digitalization and strengthen cybersecurity and resilience; bolster civil society, civic activism, independent media, and improve the integrity of electoral processes as Moldova works towards its EU accession goals. The United States will provide increased support to Moldova's energy sector in light of severe vulnerabilities caused by Russia's war against Ukraine and assist Moldova's integration with European energy markets. This assistance will aim to enhance private-sector competitiveness and regulatory reform, as Moldova strengthens market linkages with the West and looks to increase transparent and high-standard foreign investment.
- **Armenia (\$40.0 million):** U.S. assistance will support democratic reforms, rule of law, and combat disinformation and corruption. It will help foster a sustainable recovery from the humanitarian impact from the fall 2020 and fall 2022 intensive fighting over Nagorno-Karabakh, the blockage of the Lachin Corridor, as well as the economic impacts of the Russian invasion of Ukraine, and subsequent influx of Russians and Ukrainians relocating to Armenia. Funding will support efforts to advance the peace process with Azerbaijan and programs within Armenia to advance normalization of relations with Türkiye. Programs will promote border security, anti-corruption initiatives, economic security, cyber security, governance reforms, women's economic empowerment, and youth participation in the labor force. Assistance will advance electoral, legislative, local governance, and justice-sector reforms. Support for civil society and independent media will sustain public engagement and support for reforms, counter disinformation and malign narratives, promote civic education, advance sustainable civil society capacity-building, support media diversification, enhance media and digital literacy, and further media professionalization. Exchange, educational, English-language, and will promote democratic principles, including social and economic inclusion for youth, women, LGBTQI+ persons and other marginalized groups to ensure their voices are part of the reform process. Assistance will also support opportunities for regional dialogue and confidence-building measures for a peaceful resolution of the Nagorno-Karabakh conflict and normalization of regional relations.

Central Asia (\$146.4 million): In Central Asia, funding will support the implementation of the Central Asia Strategy and the C5+1 regional diplomatic platform, which brings together the United States and five Central Asian countries to work on shared objectives. Assistance will address the long-term impact of Russia's war in Ukraine on the region, including the effects of sanctions on Russia, as well as the impact of Ukrainians and Russians fleeing the war in Ukraine. Assistance resources will support U.S. objectives of a sovereign, stable, and independent region that can make its own political and economic decisions independent of external actors. Funding prioritizes support for strengthening democracy, human rights and governance; combating climate change; investing in agriculture, including with a view to mitigating food insecurity and basic and higher education; and supporting gender equity and equality. Regional highlights include:

- **Central Asia Regional (\$49.8 million):** U.S. assistance will support assistance projects across the C5+1 platform’s thematic pillars – economics, energy and environment, and security – and address the long-term economic impact of Russia’s war in Ukraine on the region. Funding will support energy security and increased economic growth and trade within the region, including programs to improve the transit of legal goods and services across borders; address the effects of climate change by increasing cooperation and rational use of water and other natural resources; improve governance along trade and transit corridors; leverage English language programs to advance U.S. policy objectives; and counter violent extremism. Funding will also support the OSCE to advance U.S. foreign policy goals, such as the promotion of democracy and human rights. This regional programming complements bilateral programs in Central Asia to build resilience to economic and political pressures resulting from Russian and PRC influence.
- **Uzbekistan (\$32.0 million):** U.S. assistance will continue to support Uzbekistan’s reform efforts and mitigate the effects of Russia’s invasion of Ukraine on Uzbekistan’s economy. Funding will help the Government of Uzbekistan's efforts to modernize its basic education system and produce English-speaking and IT-literate graduates. Funding will also advance systemic rule of law reforms, including those intended to combat corruption across the government, which are critical to restoring citizens’ faith in leadership. U.S. assistance will facilitate economic sector reforms, including development of capital markets, tax administration, and management of critical resources. This, in concert with anticorruption reforms, will improve the business climate for foreign direct investment, which is key to reducing Uzbekistan’s economic reliance on Russia. U.S. assistance also will strengthen civil society and independent media.
- **Tajikistan (\$30.5 million):** U.S. assistance will support Tajikistan’s sovereignty, security, and stability by strengthening democratic institutions, supporting education and health reform. Programming will address climate change, foster agricultural development, mitigate food security and nutritional challenges, improve business opportunities, and increase access to safe drinking water and sanitation. Assistance will also expand and improve English language instruction and resources. Funding will help combat trafficking in persons, facilitate access to justice and good governance, support independent media, strengthen civil society and community interaction, protect human rights, and build resistance to violent extremism. In the financial sector, technical assistance will support Tajikistan’s anti-money-laundering efforts and move further toward correspondent banking relationships with Western banks to minimize dependence on opaque financial institutions in Russia.

MIGRATION AND REFUGEE ASSISTANCE (MRA)

(\$ in Thousands)	FY 2022 Actual ¹	FY 2023 Adjusted Enacted ²	FY 2024 Request	Change from FY 2023 Adjusted Enacted
MRA	2,912,188	3,827,236	3,912,000	84,764
Additional Funding	2,165,000	620,000	-	N/A

¹ FY 2022 total excludes \$415.0 million in additional funding provided in the Afghanistan 1, Afghanistan Supplemental Appropriations Act, 2022 (Div. C, P.L. 117-43), \$1,400.0 million provided in Ukraine 1, Ukraine Supplemental Appropriations Act, 2022 (Div. N, P.L. 117-103), and \$350.0 million in the Ukraine 2, Ukraine Supplemental Appropriations Act, 2022 (P.L. 117-128).

² FY 2023 Adjusted Enacted levels include \$915.048 million in emergency funding that was shifted from the base in the FY 2023 Enacted. The FY 2023 Adjusted Enacted level excludes \$620.0 million in provided in the Ukraine 4, Ukraine Supplemental Appropriations Act, 2023 (Div. M, P.L. 117-328) to address humanitarian needs in, and to assist refugees from, Ukraine, and for additional support for other vulnerable populations and communities.

The Bureau of Population, Refugees, and Migration (PRM) is the humanitarian arm of the Department of State that, along with USAID’s Bureau for Humanitarian Assistance (BHA), ensures that humanitarian principles are thoroughly integrated into U.S. foreign and national security policy. PRM’s mission is to provide protection, ease suffering, and resolve the plight of persecuted, conflict affected, and forcibly displaced people around the world. PRM supports the provision of life-saving assistance and protection and works to achieve durable solutions for millions of people in some of the world’s most vulnerable situations, including refugees, victims of conflict, internally displaced persons (IDPs), stateless persons, and vulnerable migrants, including through refugee resettlement in the United States. PRM-funded activities support strategic U.S. foreign policy objectives and contribute to regional stability.

In partnership with international and non-governmental humanitarian organizations, programs funded through the Migration and Refugee Assistance (MRA) account save lives and ease suffering, uphold human dignity, and play a critical role in responding to complex humanitarian situations with regional and global impact, assisting citizens of Afghanistan, Burma, Ethiopia, Iraq, South Sudan, Syria, Ukraine, Venezuela, Yemen, and elsewhere. Further, the Administration is committed to supporting integrated, multisectoral humanitarian assistance that is efficient and effective. MRA funding also plays a role in the U.S. government’s comprehensive approach to manage migration collaboratively in the Western Hemisphere, including by expanding access to international protection. PRM’s humanitarian assistance, coupled with diplomacy, forms an essential component of U.S. foreign policy by helping to strengthen bilateral relationships with refugee-hosting countries, such as Uganda, Turkey, Jordan, Bangladesh, Kenya, and Colombia.

The FY 2024 MRA request of \$3,912.0 million will support continued U.S. leadership on refugee and humanitarian issues. The request provides the resources necessary to fully support the U.S. Refugee Admissions Program and will fund contributions International Organizations, including the UN High Commissioner for Refugees (UNHCR), the International Committee of the Red Cross (ICRC), the International Organization for Migration (IOM), and the UN Relief and Works Agency for Palestine Refugees in the Near East (UNRWA), as well as other international and non-governmental organizations that address urgent humanitarian needs and promote durable solutions overseas, and that support the resettlement of refugees in the United States.

Contributions to multilateral international humanitarian organizations, combined with humanitarian diplomacy and advocacy, ensures U.S. leadership and influence in the humanitarian and international communities, which enables the shaping of international responses to humanitarian crises, maintains global response capacity, promotes responsibility sharing, and provides support to refugee and migrant host nations to meet their responsibilities and their commitments to forcibly displaced people.

Highlights of the MRA request include:

Overseas Assistance (\$2,887.0 million): U.S. overseas support is commensurate with strengthened U.S. humanitarian and multilateral leadership to address the most pressing crises across the globe. MRA-funded programs meet protection and basic needs of refugees and other vulnerable populations, including water and sanitation, nutrition and health care, shelter, mental health, and family reunification, while also promoting self-reliance of refugees through education and economic opportunities and support to host communities. PRM programs and diplomatic efforts emphasize protection of the most vulnerable, including women, children, the elderly, disabled, and LGBTQI+ persons; support durable solutions to displacement through voluntary repatriation, local integration, or refugee resettlement in a third country; advocate for safe, humane, and orderly international migration policies; and aim to ensure that humanitarian principles continue to be respected.

Refugee Admissions (\$930.0 million): The U.S. Refugee Admissions Program (USRAP) represents an important element of both refugee protection and durable solutions when repatriation and local integration are not possible. PRM continues to rebuild and expand the nation's refugee resettlement infrastructure to provide more durable solutions to refugees in need, in line with the President's vision. The MRA request supports the resettlement of up to 125,000 refugees and related efforts. Funding will enable international and non-governmental organizations to help refugees and certain other categories of special immigrants to resettle in communities across the United States. The USRAP focuses on providing initial reception and placement services for refugees, and on assisting them achieve economic self-sufficiency. USRAP priorities in FY 2024 include the expansion of the Welcome Corps, a new private sponsorship program that empowers everyday Americans to play a leading role in welcoming refugees; continued expansion of legal pathways for Central Americans; enhanced access to the USRAP for Afghans at-risk due to their affiliation with the United States; increased resettlement of LGBTQI+ refugees; priority access for at-risk Uyghurs, Hong Kong refugees, and Burmese dissidents; possible large-scale resettlement of Burmese Rohingya in Bangladesh, and expansion of the Resettlement Diplomacy Network and U.S.-led efforts to increase resettlement and resettlement infrastructure globally.

Humanitarian Migrants to Israel (\$5.0 million): The FY 2024 MRA request helps identify durable solutions by maintaining U.S. government support for the relocation and integration of Jewish migrants to Israel, including those from the former Soviet Union, Near East, and Ethiopia.

Administrative Expenses (\$90.0 million): The FY 2024 request will ensure monitoring and oversight of MRA-funded programs and support the Department of State's lead role in humanitarian and migration issues; policy oversight of international organizations, and other partners; and related diplomatic engagement. The largest portion of administrative expenses will cover the salaries, benefits, and travel costs of U.S. direct hire staff, including regional refugee coordinators posted in 32 U.S. embassies around the world.

EMERGENCY REFUGEE AND MIGRATION ASSISTANCE (ERMA)

(\$ in Thousands)	FY 2022 Actual ¹	FY 2023 Adjusted Enacted ²	FY 2024 Request	Change from FY 2023 Adjusted Enacted
ERMA	100	100	100,000	99,900
Additional Funding	2,276,100	-	-	N/A
<i>OHDACA Transfer</i>	-	<i>1,119,300</i> ^{3,4}	-	-

¹The FY 2022 Actual level excludes \$1,076.1 million in additional funding provided in Afghanistan 1, Afghanistan Supplemental Appropriations Act, 2022 (Div. C, P.L. 117-43) and \$1,200.0 million in additional funding provided in the Afghanistan 2, Afghanistan Supplemental Appropriations Act, 2022 (Div. B, P.L. 117-70).

²The FY 2023 Adjusted Enacted level is the same as the Enacted level for the ERMA Account.

³/ In FY 2023, \$1,119.3 million was transferred into ERMA from Department of Defense Overseas Humanitarian Disaster, and Civic Aid (OHDACA) funds to continue the Department's Afghanistan-related Enduring Welcome (EW) support.

⁴/Additional funds in unobligated balances are anticipated to be transferred in from OHDACA funds in FY 2023.

The President's Emergency Refugee and Migration Assistance (ERMA) Fund enables the President to address urgent unexpected refugee and migration needs worldwide. The FY 2024 Request of \$100.0 million ERMA funding may be used to meet unexpected urgent refugee and migration needs including support to strengthen protection and provide emergency assistance including shelter, nutrition, water and sanitation, health and psychosocial support, and mental health for refugees, victims of conflict, and other persons at risk. The ERMA fund allows the United States to respond quickly to urgent and unexpected needs of refugees and other populations of concern. As of February 24, 2022, there was \$50.3 million available in ERMA for use to address future unexpected urgent refugee and migration needs.

On February 24, 2023, the President authorized the drawdown of up to \$50 million from the ERMA account, that in addition to other assistance provided, were used to meet unexpected urgent refugee and migration needs resulting from the February 2023 earthquakes in Turkey and Syria. As of March 2023, the United States had provided \$185.0 million to support those affected by this disaster.

In FY 2022, the President authorized a total of \$2.2 billion Congress appropriated in ERMA for the purposes of meeting unexpected urgent refugee and migration needs to support Operation Allies Welcome and related efforts by the Department of State, as a result of the situation in Afghanistan and related expenses.

FOOD FOR PEACE TITLE II (FFP)

(\$ in Thousands)	FY 2022 Actual ¹	FY 2023 Adjusted Enacted ²	FY 2024 Request	Change from FY 2023 Adjusted Enacted
FFP	1,740,000	1,800,000	1,800,000	-
Additional Funding	100,000	-	-	N/A

¹ FY 2022 Actual level excludes \$100.0 million in additional funding provided in the Ukraine 1, Ukraine Supplemental Appropriations Act, 2022 (Div. N, P.L. 117-103).

² FY 2023 Adjusted Enacted includes \$50.0 million in emergency funding that was shifted from the base in the FY 2023 Enacted.

Title II of the Food for Peace Act (P.L. 83-480, as amended, formerly the Agricultural Trade Development and Assistance Act of 1954) authorizes the provision of U.S. in-kind food assistance to meet emergency food needs around the world and funds multi-year, multisectoral programs to help address the underlying causes of food insecurity. Funding for Title II is appropriated to the U.S. Department of Agriculture and is administered by the U.S. Agency for International Development (USAID)'s Bureau for Humanitarian Assistance (BHA).

The FY 2024 Title II request of \$1,800.0 million primarily includes resources for Title II emergency food programs. In an emergency where people face acute food insecurity, agricultural commodities procured from the United States play an important role in humanitarian response, especially in places where local and regional markets cannot sustain populations in need. Title II in-kind food is critical to ongoing humanitarian responses, such as the conflict in Yemen, drought in the Horn of Africa, the complex emergency in South Sudan, and a deteriorating humanitarian situation in the Democratic Republic of the Congo. In humanitarian programs designed to save lives, boost the resilience of disaster-affected communities, and support the transition from relief to recovery, BHA complements Title II in-kind food with market-based food assistance authorized as International Disaster Assistance in the Foreign Assistance Act of 1961, as well as support for health, nutrition, shelter, protection, and other humanitarian sectors. The flexibility to provide an integrated package of humanitarian assistance interventions is critical to maintain USAID's global humanitarian leadership.

In addition to emergency programs, USAID also works with communities that are susceptible to recurrent shocks to improve and sustain their food and nutrition security through non-emergency programs called Resilience Food Security Activities (RFSAs). These unique, multi-year programs build on emergency food security interventions to strengthen the resilience of people, communities, countries, and systems in a way that reduces chronic vulnerability and facilitates inclusive growth. The FY 2024 Title II request includes \$285 million for this purpose.

The Administration is separately requesting an additional \$80 million in the Development Assistance account (for the USAID's Community Development Fund (CDF)), bringing the total funding for these programs to \$365 million. Together, Title II and CDF resources are a cornerstone of USAID's efforts to address household-level chronic food insecurity in areas of recurrent crises – interventions that are critical to both the immediate and long-term response to the global food security crisis. For every one dollar invested through RFSAs, households could see over three dollars in additional benefits, helping families

move out of dependency on aid. As needs continue to rise worldwide, U.S. assistance programs have never been more vital.

The necessity of reauthorizing the Food for Peace Act, including the Farmer-to-Farmer program in Title V, before the end of FY 2023 presents an opportunity to streamline the administrative implementation of the Title II program as well as address the logistical and operational constraints to make Title II more efficient and effective. The request reflects the importance of U.S. in-kind agricultural commodities to humanitarian response, but also acknowledges the opportunity to improve the effectiveness and efficiency of U.S. food assistance programs through the reauthorization of the Food for Peace Act. The Administration is committed to supporting integrated, multi-sectoral humanitarian assistance efficiently, effectively, and so that all whom BHA serves are treated with dignity and respect. The FY 2024 Request, coupled with the reauthorization of the Food for Peace Act, will allow the United States to lead the international humanitarian system with innovative, flexible, multisectoral programming in FY 2024 and beyond.

PEACE CORPS

(\$ in Thousands)	FY 2022 Actual	FY 2023 Adjusted Enacted ¹	FY 2024 Request	Change from FY 2023 Adjusted Enacted
Peace Corps	410,500	430,500	495,000	64,500

¹ FY 2023 Adjusted Enacted is the same as the Enacted level for the Peace Corps Account.

The Peace Corps’ FY 2024 budget request of \$495.0 million, which includes \$7.3 million for the Office of Inspector General, will allow the agency to meet its core goals: to help the people of interested countries in meeting their need for trained men and women; to help promote a better understanding of Americans on the part of the peoples served; and to help promote a better understanding of other peoples on the part of Americans. This request supports a cost-effective investment in strengthening our nation by advancing sustainable, localized development and promoting people-to-people ties. The Peace Corps also helps develop the next generation of American leaders who return home and leverage their leadership and entrepreneurial skills to serve communities across the United States.

The FY 2024 request funds the agency’s current services, enabling the Peace Corps to absorb mandatory costs and to sustain investments made in critical information technology, health, safety, and security infrastructure essential to the deployment of Peace Corps Volunteers. The request continues to fund the return of Volunteers overseas, providing resources to support 61 posts with a projected total onboard strength of 5,180 Volunteers by the end of FY 2024. The request also includes \$16.0 million to address critical cybersecurity requirements and expand outreach to recruit Volunteers in a challenging labor market.

The Peace Corps selects, trains, and supports American Volunteers who live and work in areas around the world that other U.S. government programs are often unable to reach. Most Volunteers serve for 27 months, integrating into local communities to partner on locally-prioritized projects that build relationships, promote knowledge exchange, and make lasting and positive contributions to host communities. In addition, the Peace Corps provides specialized assistance in short-term assignments through Peace Corps Response, a program that matches experienced individuals with unique opportunities that require advanced language, technical, and intercultural skills. This request also supports virtual service, a key innovation that has been piloted for more than two years. Virtual service allows Americans to support the Peace Corps who are otherwise qualified, but cannot medically clear for in-person service, and it enables the agency to partner with communities where in-person service is currently impossible for safety or security reasons, such as in Ukraine. Through all of its programs, the Peace Corps is committed to ensuring that Volunteers represent the diversity of the United States.

Peace Corps Volunteers live and work in host communities, learning the local language and culture, and cooperating with counterparts – farmers, teachers, youth, health workers, and other motivated individuals – to support the development priorities of both the host country and the local community. This focus on supporting local solutions while living and working within host communities is why the Peace Corps has been at the forefront of localization and local ownership of international development for 60 years. In addition, almost 80% of Peace Corps efforts engage youth, contributing to the development of the next generation of global leaders, a critical investment for a secure, sustainable, and prosperous future.

The Peace Corps does not simply benefit people abroad; it also benefits the United States. Peace Corps service extends well beyond a two-year commitment. It fosters a lifetime of global connection and national service. There are thousands of returned Peace Corps Volunteers continuing to serve in the United States – in the foreign and civil service, non-profit, healthcare, education, and many more fields. The skills developed in the Peace Corps enable returned Volunteers to contribute to America long after service overseas concludes.

MILLENNIUM CHALLENGE CORPORATION (MCC)

(\$ in Thousands)	FY 2022 Actual	FY 2023 Adjusted Enacted ¹	FY 2024 Request	Change from FY 2023 Adjusted Enacted
MCC	912,000	930,000	1,073,000	143,000

¹ FY 2023 Adjusted Enacted is the same as the Enacted level for the MCC Account.

The Millennium Challenge Corporation (MCC) is requesting \$1.1 billion in discretionary funding for FY 2024 to fund new compacts in Belize and Sierra Leone, as well as the Côte d’Ivoire Regional Compact and to provide ongoing compact development and oversight support for 26 programs, including 20 Compacts and 6 Threshold Programs. This request also provides an increase for administrative expenses to MCC’s core operations and includes at least \$200 million in mandatory appropriations from the International Infrastructure Fund – as part of a broader proposal to out-compete China globally. MCC’s grant financing of high-quality, sustainable infrastructure stands in contrast to predatory financing from other sources.

MCC’s partner countries must meet rigorous, data-driven standards for good governance based on indicators that measure a country’s commitment to just and democratic governance, economic freedom, and investments in their people. Specifically, to be considered for MCC funding, countries must first pass MCC’s scorecard—a collection of 20 independent and transparent third-party indicators that measure a country’s policy performance in these three areas. This competitive selection process ensures that MCC only works with poor countries that are demonstrating a commitment to the policies necessary to drive poverty-reducing economic growth. This selectivity also creates incentives for countries to improve their policy performance in the hope of becoming eligible for MCC assistance.

Once a country is selected as eligible to receive MCC assistance, MCC works closely with its country counterparts to design cost-effective programs that address binding constraints to economic growth. MCC also works closely with the private sector to leverage its expertise and resources and to incentivize policy reforms that ensure the sustainability of MCC’s programs. By taking this country-led, results-driven approach and collaborating with the private sector, MCC empowers the poor and catalyzes private investment.

To ensure the most impactful utilization of MCC funds, MCC holds itself and its partners accountable for achieving results. Data-driven, evidence-based decision-making is at the core of MCC operations, ensuring the agency maximizes the impact and cost-effectiveness of its programs. This commitment continues to be recognized, with MCC ranking number one for the seventh consecutive year of all federal agencies measured in Results for America’s 2022 “Federal Invest in What Works Index.”

In FY 2024, MCC will build upon its successful track record in partnering with countries to promote economic growth in an extremely challenging global context of geopolitical tensions, climate change, and worsening inflationary pressures threatening global economic growth prospects. The agency is poised to expand its evidence-based and American values-driven model to help meet these challenges. These programs include opportunities to provide sustainable infrastructure investments that build on MCC’s nearly two decades of experience of delivering complex, high-quality infrastructure on time, on budget, and with transparency and high standards. Focusing on these key areas will empower MCC to expand impact and continue to deliver on its singular mission: reducing poverty through economic growth.

INTER-AMERICAN FOUNDATION (IAF)

(\$ in Thousands)	FY 2022 Actual	FY 2023 Adjusted Enacted ¹	FY 2024 Request	Change from FY 2023 Adjusted Enacted
IAF	42,000	47,000	52,000	5,000

¹ FY 2023 Adjusted Enacted is the same as the Enacted level for the IAF Account.

The FY 2024 Request of \$52 million for the Inter-American Foundation (IAF) will enable the agency to advance community-designed and community-led development in underserved areas of Latin American and the Caribbean. The IAF’s network of grassroots grantees reaches particularly remote, rural, and underserved communities with the resources they need to rebuild stronger for a more prosperous, peaceful, and democratic region.

The IAF will advance U.S. priorities and goodwill in the Hemisphere by providing grants that expand economic opportunities for sustainable livelihoods, strengthen civic engagement for better governance, and promote safe and peaceful communities.

In FY 2024, the IAF will advance U.S. strategic priorities by supporting marginalized populations and underserved communities in the region by:

- addressing root causes of irregular migration from Central America,
- promoting inclusive economic prosperity,
- reducing food insecurity,
- promoting government accountability through civic engagement,
- integrating displaced Venezuelans and Nicaraguans into host communities across the Latin America and Caribbean region,
- engaging communities in preventing and mitigating violence,
- promoting alternatives to the illicit drug trade and organized crime,
- building resilience to natural disasters, and
- sustainably managing natural resources.

The IAF’s deep ties and more than half a century of expertise working with civil society, including incipient and grassroots organizations, complement the efforts of other U.S. foreign assistance agencies. Over the last five years new grantees committed \$1.24 for every \$1 invested by IAF. The IAF multiplies its impact by collaborating on priority interagency initiatives and mobilizing additional funding and technical expertise from the private sector. Through peer-to-peer exchanges, the agency also connects its grantees within and among countries and with U.S.-based Native American Tribal Nations to share their lessons learned.

The IAF will continue to leverage its approach and network in support of its mission and the interests of the United States.

U.S. AFRICAN DEVELOPMENT FOUNDATION (USADF)

(\$ in Thousands)	FY 2022 Actual	FY 2023 Adjusted Enacted ¹	FY 2024 Request	Change from FY 2023 Adjusted Enacted
USADF	40,000	45,000	46,000	1,000

¹ FY 2023 Adjusted Enacted is the same as the Enacted level for the USADF Account.

The FY 2024 request of \$46.0 million for U.S. African Development Foundation (USADF) programs will provide resources to establish new grants and to support an active portfolio of over 518 grants to community-based enterprises as of October 1, 2022.

USADF is a Federally funded public corporation promoting economic development among marginalized populations in Sub-Saharan Africa. USADF impacts about one million people each year in underserved communities across Africa. Its innovative small grants program (less than \$250,000 per grant) based on effectiveness, efficiencies, and return on taxpayer investments work together to increase food security, power local communities and enterprises through clean energy solutions, and provide entrepreneurial opportunities and improved income potential for Africa’s women and youth. USADF’s programmatic speed and agility allows it to establish programs in post-conflict areas in months, not years, and prioritizes innovative programs and new approaches to be integrated into core investments.

USADF furthers U.S. priorities in these areas to ensure critical development initiatives enacted by Congress, such as the Global Food Security Act, Electrify Africa Act, and the African Growth and Opportunities Act, extend to underserved rural populations. In Africa, it is estimated that the current climate trajectory could force more than 100 million people into extreme poverty by 2030. The continent is the most-exposed region to the adverse effects of climate change despite contributing the least to global warming. For USADF’s work, climate-related impacts are felt across all agricultural and economic development activities. USADF’s program is combatting and mitigating the impact of climate change. The Sahel Region Initiative, with the aim of creating climate-resilient communities, strengthens the resiliency of producers and agricultural enterprises to climate-related shocks by encouraging and facilitating innovative technologies and environmentally sustainable practices.

USADF’s results-based development model maximizes taxpayer dollars by linking African host country dollars, corporate social investments, and interagency funding sources to achieve sustainable economic growth opportunities for grassroots, small, and growing enterprises in underserved regions across Africa.

DEPARTMENT OF TREASURY (OTA)

(\$ in Thousands)	FY 2022 Actual	FY 2023 Adjusted Enacted ¹	FY 2024 Request	Change from FY 2023 Adjusted Enacted
Technical Assistance	38,000	38,000	45,000	7,000

¹ FY 2023 Adjusted Enacted is the same as the Enacted level for the OTA Account.

The FY 2024 Budget requests \$45 million for Treasury’s Office of Technical Assistance (OTA).

Program Description

OTA works with finance ministries, central banks, and related government institutions to support efficient revenue collection, well-planned and -executed budgets, judicious debt management, sound and inclusive banking and financial systems, and strong controls to combat money laundering and other economic crimes. OTA complements the work of Treasury’s offices of International Affairs and Terrorism and Financial Intelligence by helping the governments of developing and transitional countries build the human and institutional capacity to implement improvements in economic policies and policies to counter terrorist financing. OTA also supports partner countries’ efforts to raise their own domestic resources more effectively, thereby reducing dependence on foreign assistance. OTA’s work is critical for meeting U.S. foreign policy and national security goals, such as private sector-led economic growth, reduced corruption, infrastructure development, addressing climate and energy challenges, and increased accountability and transparency. OTA is a small, cost-effective program that leverages a cadre of highly experienced technical advisors who work side-by-side with host country counterparts. Currently, OTA has projects in approximately 40 countries in Latin America, Africa, Europe/Eurasia, and Asia.

Demand for OTA assistance around the world is strong and continues to increase. OTA would use the requested budget resources in FY 2024 to respond quickly and in a sustained way to this growing demand with an emphasis on those areas that are priorities for the United States, including combating terrorist financing and financial crimes, reducing dependence on foreign financial aid through improved domestic resource mobilization, and creating the conditions for inclusive private sector-led economic growth, including by improving the climate for private sector investment in sustainable infrastructure projects in developing and transitional countries. Additionally, the requested resources would enable the program to assist partner countries in developing and implementing fiscally-sound approaches to financing climate-related or environmental projects, including renewable energy and infrastructure projects, expanding access to financial services, and strengthening transparency and accountability in public finance systems to combat corruption. The request also supports important ongoing enhancements to OTA’s project monitoring and evaluation regime.

How Support to OTA Promotes U.S. National Security and Economic Growth

OTA performs an important role in support of U.S. national security by helping developing and transitional countries combat financial crimes, money laundering, and terrorist financing. In addition, OTA helps to stabilize banking systems, develop capital markets, improve investment climates, including for infrastructure, and improve transparency and accountability in government finances. This helps to spur private sector led economic growth, thereby supporting the development of foreign markets for U.S. exports.

Achieving and Measuring Results

Monitoring Progress

OTA has a robust system for monitoring technical assistance project performance, from project initiation and planning, through execution, to post-project evaluation. At the inception of each project, OTA and the relevant foreign government ministry or central bank identify the high-level aims of the engagement, which are reflected in signed terms of reference. The terms of reference are complemented by a detailed project framework that specifies the project goals, activities to be undertaken by OTA and the counterparts, as well as the outputs and outcomes that will provide evidence that the goals of the project have been met. OTA advisors, in consultation with the counterparts, then develop an annual workplan to sequence and execute the planned activities contained in the project framework.

As each project is executed, OTA advisors provide monthly reports and trip reports to Treasury leadership and other stakeholders on the execution of the project plan, including progress against objectives. These reports are validated through ongoing dialogue with advisors coupled with project reviews – both in-person and remote – conducted by OTA management. OTA also systematically assesses the level of “traction,” or the degree to which foreign counterparts are engaging proactively and constructively with OTA advisors, at the working and policy levels. The levels of traction and other indicators of project progress are closely monitored by OTA senior management, including as part of formal project reviews conducted three times per year.

OTA will continue to enhance its project monitoring capabilities. For example, the program has begun producing and collecting standard data on program design and implementation, enabling the development of project level dashboards that support OTA management in making data-driven decisions about project performance, including investing additional resources into projects with high traction, and making timely interventions into stalled or faltering projects. Moving forward, the program will develop project monitoring tools that facilitate comparisons across projects, regions, project modalities, and other project characteristics as OTA further refines its ability to plan and execute impactful projects.

Strengthening Project Evaluation

In accordance with the Foreign Aid Transparency and Accountability Act (FATAA), OTA continues to strengthen its ability to measure the results of its technical assistance projects through improved evaluation tools, including conducting independent (third-party) evaluations of OTA projects. To support the costs of independent evaluations and related activities, OTA is requesting \$4.5 million in program resources. These resources will support an estimated 14 evaluations in FY 2024, including 10 external evaluations and four conducted by OTA personnel. Once OTA’s enhanced evaluation regime is fully implemented, each OTA project would be subject to an independent evaluation at its midpoint (generally after the second year of technical assistance activities) and 6-12 months after a project concludes. Evaluations seek to determine the extent to which project goals were achieved. The results of evaluations will be made available to the public as required by the FATAA.

Project Examples

Angola Launches Liability Management Program. OTA assisted Angola’s Ministry of Finance (MoF) to establish a liability management program and execute debt exchange transactions as part of MoF’s effort to reduce risk and more efficiently manage its sovereign debt. OTA worked with the MoF Debt Management Office to analyze the domestic debt portfolio, identify vulnerabilities, and formulate a debt optimization strategy. Before launching the liability management operations, OTA advised counterparts

in their communications with the market to ensure buy-in from current and potential debt holders. The successful transactions reduced foreign currency and maturity risk by exchanging USD linked index bonds for longer maturity (6, 8, 10 years) local currency benchmarks, which serve to improve liquidity in the domestic government bond market. These transactions promote capital market development by demonstrating the benefits of market-based instruments, pricing, and mechanisms.

Costa Rica Overhauls Tax Debt Collection. With OTA assistance, Costa Rica’s Ministry of Finance (MoF) and General Directorate of Taxes (DGT) mapped and improved their tax debt collection policies, procedural structures, enforcement measures, and public communication strategies. Based on OTA’s guidance, the MoF and DGT enacted delinquent taxpayer installment agreements and partial payment agreements. In addition, an early intervention strategy has been implemented for collections officers to communicate with taxpayers immediately after an audit assessment. According to initial results, in 2022 the percentage of debtors paying in full rose by two percentage points to 13%, and the percentage of cases resolved rose nine percentage points to 43%.

Indonesia Strengthens Cash Management. The Ministry of Finance of Indonesia’s General Directorate of Treasury (DGT) implemented several new key processes and tools to reach internationally accepted standards for cash management, which is a critical component of the government’s public financial management reform efforts. With OTA assistance, the DGT developed new cash forecasting models and a new methodology for calculating the level of cash reserve to manage cash allocations during the fiscal year. The DGT also strengthened payment systems by developing and implementing strategies for enhancing digitalization of payment documentation, scheduling payments, improving accuracy of social program payments, and improving year end payment closing systems. OTA also supported the creation of new tools to invest surplus cash including the use of reverse repurchase agreements. Together, these reforms will enable the DGT to better manage and anticipate government cash requirements, decrease cash flow volatility, and reduce the required size of the cash liquidity reserve balance.

Latvia Pursues Ambitious AML/CFT Reform. With OTA assistance, Latvian regulatory authorities adopted a more aggressive enforcement posture to counter continued non-compliance by troublesome banks. OTA assistance focused on improving data analytics and risk methodologies; developing activity-based inspection tools; and creating a more dissuasive penalty structure (e.g., elimination of settlement discount for banks not acting in good faith to remediate deficiencies). Due in large part to regulatory pressure stemming from newly implemented effective risk-based supervision practices – and Latvia’s commitment to guard against malign influences – three non-compliant commercial banks were dissolved in 2022. Further, in response to Russian aggression in Ukraine, Latvian authorities froze 84 million EUR owned or controlled by sanctioned individuals and entities, and suspended Latvia’s lucrative “golden visa” investment program for Russian and Belarusian citizens. And, in August 2022, the Latvian government noted a significant increase in trade volumes transiting through Kazakhstan and alerted other countries to the suspected attempts to circumvent economic sanctions against Russia and Belarus. OTA provided background support to the Latvian authorities in these actions, including by assisting counterparts in overall coordination and resolving technical implementation issues.

Madagascar Establishes Financial Inclusion Database. With OTA assistance, Madagascar’s National Committee for Financial Inclusion (CNFI), under the direction of the Ministry of Economy and Finance, developed and implemented a national financial inclusion database. Such a database will provide Government of Madagascar policy makers with key insights into their efforts regarding inclusive financial services – where there has been progress, where there is more work to be done. CNFI and OTA conducted socialization events with microfinance institutions and other key financial service providers in rural areas of Madagascar to introduce the new database and emphasize the importance of reporting into it. To date, over 75% of these financial sector actors serving low-income Malagasies are now reporting into this database.

INTERNATIONAL NARCOTICS CONTROL AND LAW ENFORCEMENT (INCLE)

(\$ in Thousands)	FY 2022 Actual ¹	FY 2023 Adjusted Enacted ²	FY 2024 Request ³	Change from FY 2023 Adjusted Enacted
INCLE	1,391,004	1,466,000	1,484,400	18,400
Additional Funding	430,000	300,000	-	N/A

¹FY 2022 Actual level excludes \$30.0 million provided in the Ukraine 1, Ukraine Supplemental Appropriations Act, 2022 (P.L. 117-103, Div. N) and \$400.0 million in the Ukraine 2, Ukraine Supplemental Appropriations Act, 2022(P.L. 117-128)

²The FY 2023 Adjusted Enacted total includes \$74.996 million in emergency funding that was shifted from the base in the FY 2023 Enacted. The FY 2023 level excludes \$300.0 million in additional funding provided in the Ukraine 4, Ukraine Supplemental Appropriations Act, 2023 (P.L. 117-328, Div. M).

³FY 2024 Request level excludes \$40.0 million in proposed cancellations of prior year funds.

Transnational crime causes direct and significant harm to lives and communities in the United States, primarily through international drug trafficking as evidenced by the domestic opioid — especially fentanyl — crisis. Overseas, America’s strategic competitors leverage criminal proxies, corruption, and weak institutions to advance political and commercial goals. The FY 2024 President’s Budget level of \$1.484 billion for the INCLE account will support programs that (1) disrupt and reduce illicit drug markets and transnational crime to protect American lives and U.S. national security; (2) combat corruption, illicit trafficking, and financial crimes to strengthen democratic institutions, advance the rule of law, and reduce criminal activity; and (3) strengthen criminal justice systems to support rights-respecting partners and reduce instability.

International Narcotics and Law Enforcement (INL) Bureau global programs will counter corruption and consolidate investments in combating transnational organized crime (TOC) and other national security threats by addressing the synthetic opioid crisis, financial crimes, and cybercrime. Through its Drug Supply Reduction program, INL advances actions and builds capacity to reduce the production and trafficking of illicit fentanyl and other drugs, with a specific focus on precursor chemicals used in synthetic drug production. INL helps to combat fentanyl by supporting international tools that enable countries and businesses to take action to disrupt the synthetic drug supply chain. A range of bilateral programs are also funded by INL to contribute to efforts addressing the global challenge of synthetic drugs, particularly in countries with involvement in fentanyl supply chains, such as Mexico. INL programs will continue to counter Russian malign influence, including through increased assistance for Ukraine to support reform efforts within its law enforcement, criminal justice, and anti-corruption institutions as well as advance accountability for Russia’s war crimes. In Haiti, following the assassination of President Moïse in 2021 and the upsurge in gang violence, increased funding will expand efforts to build the capacity of the Haitian National Police (HNP) to confront the gangs that pose a serious threat to stability. For the Indo-Pacific, increased funding will be used to strengthen maritime security, reduce illicit trafficking, and counter activity of concern by the People’s Republic of China (PRC) that threatens sovereignty, the rule of law, and U.S. national security interests. INCLE programming will include a focus on promoting democratic governance, strengthening human rights, and advancing implementation of the Women, Peace and Security (WPS) Act of 2017 (P.L. 115-68) by supporting women’s participation and leadership in the criminal justice system and access to justice for survivors of gender-based violence (GBV). Programs will also promote a stable and open international system,

reinforcing bilateral and multilateral cooperation to address and mitigate security threats posed by illicit trafficking in narcotics, persons, and wildlife. In addition, the request includes increases to support INL's contribution to the replacement of the Department's outdated Air Wing aviation facilities and for Program Development and Support (PD&S) funds, which are essential to the bureau's ability to administer, monitor, and evaluate its programs. The request also proposes a \$40.0 million cancellation in prior year funding to address high carry over balances.

Africa (\$51.9 million): Transnational crime and endemic corruption continue to threaten economic growth and stability across Africa, which negatively impacts U.S. national security interests. Throughout sub-Saharan Africa, weak criminal justice systems and poor law enforcement-community relations reduce stability and the ability to investigate and prosecute major crimes, including transnational crime and terrorism. The INCLE request will support programs that promote stabilization; disrupt the illicit trafficking of narcotics, goods, and persons; protect borders and coastlines; and counter financial crimes and corruption. Funds will be used to strengthen criminal justice systems through regional programs in East Africa, West Africa, and the Sahel, as well as bilateral programs. Additional funds for Nigeria will help strengthen the country's law enforcement in the face of increasing ISIS-West Africa activities.

East Asia and Pacific (\$57.3 million): Porous borders, expansive and largely unpatrolled maritime areas, abundant valuable natural resources, under-funded criminal justice sector institutions, corruption, and PRC activity of concern create conditions under which criminal networks operate with impunity. Assistance will strengthen U.S. national security by increasing partners' capacity to safeguard their borders and ensure freedom of navigation, and by countering security threats from state and non-state actors. Increased funding will advance Indo-Pacific Strategy goals, including through support for the Indo-Pacific Partnership for Maritime Domain Awareness, by expanding programming with Pacific Island countries and key partners in Southeast Asia intended to counter the PRC's efforts to assert undue influence in the region. Programs will counter narcotics trafficking, helping stem the flow of synthetic drugs, including fentanyl precursors, contributing to the U.S. opioid epidemic and instability and corruption in partner nations. Assistance will also counter malign influence by strengthening the rule of law, promoting respect for human rights, countering corruption and transnational criminal actors, and strengthening maritime capacity to monitor and protect borders and exclusive economic zones. INL will strengthen cooperation among law enforcement and other criminal justice sector entities in the areas of civilian security sector reform, cybercrime, counternarcotics, trafficking in persons (TIP), wildlife trafficking, maritime law enforcement, and the rule of law.

Europe and Eurasia (\$104.6 million): Weak rule of law, widespread corruption, and rising authoritarianism in parts of the region create an environment in which transnational criminal organizations (TCOs) thrive and erode the stability of U.S. partners and their capacity to fight against corruption, cybercrime, complex financial crimes, money laundering, and illegal trafficking. Increased funding for Ukraine will support efforts to strengthen law enforcement and criminal justice institutions, bolster efforts to advance accountability for Russia's war crimes, and double down on U.S. investments to advance reform. In addition to the Kremlin's brutal war of aggression in Ukraine, Russia and its proxies engage in hybrid warfare tactics to destabilize U.S. allies and partners across the region, utilizing a variety of tools to weaken democratically elected governments and undermine security. Programs will focus on promoting anti-corruption and transparency reforms, fighting TCOs, investigating and prosecuting money laundering, raising awareness of corruption, expanding access to justice, combating trafficking, and promoting regional cooperation to combat common security threats more effectively.

Near East (\$59.2 million): Building lasting civilian security partnerships promotes stability, basic public order, and justice while collectively deterring aggression and reducing threats to U.S. and partner interests in this region. Ineffective, unresponsive, abusive, or corrupt civilian security and criminal justice institutions can enable human rights abuses and exacerbate fragility, undermine the ability of U.S.

partners to contain and defeat terrorist groups, and overburden partner militaries with internal security responsibilities, diverting valuable resources away from other critical security threats. INCLE programs will advance U.S. national security interests by building the capacity of judicial and law enforcement sectors in Lebanon and Jordan. Continued assistance for the West Bank will help build professional and accountable security and criminal justice institutions that maintain security and stability, uphold the rule of law and human rights, and contribute directly to regional security. Assistance for Syria will support non-regime civilian security providers to deliver security services to their communities in northeast Syria.

South and Central Asia (\$49.1 million): In Central Asia, assistance will help improve the effectiveness of criminal justice systems and increase the capacities of drug enforcement agencies to interdict illicit narcotics, which help to fund extremists in the region. Funding will also support initiatives to combat corruption, promote the rule of law, and counter malign influence. South Asia programs will strengthen border and maritime security; work with law enforcement entities to combat transnational crimes, including cybercrime and trafficking of wildlife, narcotics, and precursor chemicals for fentanyl and methamphetamine. Programs will also seek to strengthen bilateral relations with India and other key partners to counter PRC malign influence. Assistance for Pakistan will target the newly merged districts, particularly along the Afghan border, promoting border security, capacity building for police, prosecutors, and the judiciary, and opportunities for women to access justice and actively participate in the administration of justice. Limited assistance in Afghanistan will continue to address the prevention and treatment of substance abuse, including for women, while also implementing programming to turn farmers towards licit livelihoods.

Western Hemisphere (\$536.5 million): INCLE resources will support programming to reduce synthetic drug and cocaine production and trafficking, disrupt TCOs, advance anti-corruption efforts, improve citizen security, and address irregular migration through efforts to strengthen border security and reduce human smuggling. Programs will expand information sharing across regional law enforcement networks, support vetted units and task forces for transnational crime and counternarcotics, and increase the capacity of local prosecutors to investigate and litigate criminal cases. Assistance will further bolster anti-money laundering capabilities to deny and recover illicit revenue from organized crime. INL will build partner country law enforcement capacity to eradicate and interdict drugs in Colombia, Peru, Mexico, and Ecuador. The security relationship with Mexico is critical to efforts to address fentanyl trafficking. In Mexico, funds will strengthen law enforcement capabilities, the rule of law, integrated border security, and other efforts outlined in the U.S.-Mexico Bicentennial Framework for Security, Public Health, and Safe Communities, with a sustained focus on reducing fentanyl production and trafficking. Resources will support a whole-of-government approach to tackling the global synthetic drug challenge with the Government of Mexico, building upon the North American Drug Dialogue initiatives that facilitate collaboration with Canada, Mexico, and other key countries to address the drug epidemic and its related harms. In Colombia, INL will continue to advance a counternarcotics strategy inclusive of drug supply reduction, rural security and development, and efforts to reduce environmental crimes. In Haiti, INL will expand its assistance to build the capacity of the HNP as a professional, accountable, and effective institution to support citizen security and democratic stability. Programs will also strengthen the HNP anti-gang capabilities and support joint efforts with USAID to institute longer-term community policing and community-based crime prevention. In Central America, funding for anti-corruption, law enforcement professionalization, and justice sector programs will support the Administration's Root Causes of Migration Strategy. Support to bilateral and regional partners through the Caribbean Basin Security Initiative will promote regional cooperation to strengthen border security, counter trafficking and gang violence, target money laundering, and support criminal justice sector reforms and capacity building.

Centrally Managed INL Programs (\$464.4 million): Funds will support global programs to counter threats to U.S. security and foreign policy interests caused by TCOs, gangs, corruption, money laundering, cybercrime, theft of intellectual property, drug abuse, trafficking of narcotics and wildlife, and natural resource crimes around the world. In addition, funds will support the global International Law Enforcement Academy (ILEA) and police peacekeeping programs. Funds will also support U.S. priorities in key multilateral fora and promote INL's institutional links with multilateral entities and international organizations. Among other anti-crime priorities, these programs will focus on countering the synthetic opioid crisis in the United States, addressing cybercrime, and tackling corruption. In addition, INL programs will continue to promote WPS, counter GBV, and promote gender equality and empowerment. The INCLE request will support INL's contributions to the Department's Air Wing, including an increase toward the replacement of the Air Wing's outdated aviation facilities to mitigate health and safety issues and enable the continuation of aviation operations.

Funds will support technical assistance, training, resources, and knowledge for all INL's domestic offices and overseas sections. INL will employ a multi-disciplinary approach to identify and disseminate evidence-based criminal justice sector practices, provide centralized support mechanisms for capacity building, technical advisory services, monitoring and evaluation, and develop and share guidance on how to design high-impact foreign assistance interventions. INL training uses expertise from U.S. federal, state, and local criminal justice agencies. Resources requested for PD&S will meet INL's administrative costs for the planning, oversight, implementation, and monitoring of INCLE programs as well as for evaluations and assessments. Consistent with the FY 2023 request, the budget consolidates PD&S requirements in a global operating unit to allow for increased efficiencies and flexibility. The request for PD&S includes an increase to meet rising operational costs, including the projected four percent wage increases for Civil Service and Foreign Service employees over the next two years, and targeted additional staffing to support priority programs.

Countering PRC Influence Fund (CPIF) (\$70.0 million): CPIF resources will contribute to maintaining an enduring competitive edge over the PRC in line with the National Security Strategy. CPIF programming will support the Administration's goals to increase the capacity and resilience of U.S. partners and allies worldwide to deter aggression, coercion, and influence by the PRC and PRC-linked actors. Funds will strengthen partner maritime security and governance; combat transnational money laundering and cybercrime linked to PRC entities; and counter corruption and support criminal justice sector institutions to reduce the ability of the PRC and PRC-linked actors to exploit vulnerabilities.

Prevention and Stabilization Fund (PSF) (\$15.5 million): PSF funding will support the implementation of the Global Fragility Act (GFA) through the U.S. Strategy to Prevent Conflict and Promote Stability, in Haiti, Libya, Mozambique, Papua New Guinea, and Coastal West Africa (Benin, Côte d'Ivoire, Ghana, Guinea, and Togo). INCLE PSF funds will address fragility by combating corruption, protecting human rights, reinforcing critical governance reforms, and developing criminal justice and law enforcement capacity as part of an integrated, interagency, multi-account approach to implement ten-year GFA country and regional strategies.

Enhancing Cooperation with Atlantic Partners (\$10.0 million): The United States has interests and challenges in common with Atlantic littoral nations on four continents and working toward common goals will be an Administration priority. This request will support efforts to bring together nations bordering the Atlantic to combat illegal activities at sea by promoting common approaches to maritime security and the rule of law.

Office to Monitor and Combat Trafficking in Persons (J/TIP) (\$66.0 million): Human trafficking threatens public safety and national security, robbing millions of their freedom, undermines the rule of law, distorts global markets, and enriches transnational criminal and terrorist organizations. J/TIP Office's

foreign assistance addresses this challenge via support for the “3Ps:”: prosecution, protection, and prevention. Priorities for FY 2024 funding will be guided in large part by the findings of the annual TIP Report, with the primary goal of assisting countries strategically and focusing where we will have the most impact, especially in countries with the political will to meet the Trafficking Victims Protection Act’s minimum standards for the elimination of human trafficking. Funds will advance the following strategic resource themes: addressing the secondary effects of COVID-19, renewing and championing human rights, protecting the world’s most marginalized and underrepresented communities, and restoring U.S. leadership to combat human trafficking.

NONPROLIFERATION, ANTI-TERRORISM, DEMINING AND RELATED PROGRAMS (NADR)

(\$ in Thousands)	FY 2022 Actual ¹	FY 2023 Adjusted Enacted ²	FY 2024 Request	Change from FY 2023 Adjusted Enacted
NADR	900,000	921,000	921,247	247
Additional Funding	106,200	105,000	-	N/A

¹The FY 2022 Actual excludes \$100.0 million in additional funding provided in the Ukraine 2, Ukraine Supplemental Appropriations Act, 2022(P.L. 117-128); \$6.2 million was transferred from AEECA to NADR from the FY 2022 Ukraine #1 Supplemental Appropriations Act, 2022 (P.L. 117-103, Div. N).

² FY 2023 Adjusted Enacted is the same as the Enacted level for the NADR Account and excludes \$105.0 million provided in the Ukraine 4, Ukraine Supplemental Appropriations Act, 2023 (P.L.117-328, Div. M).

The FY 2024 Nonproliferation, Anti-Terrorism, Demining and Related Programs (NADR) request of \$921.2 million will support a broad range of U.S. national interests through critical, security-related programs that reduce threats posed by international terrorist activities; landmines, explosive remnants of war (ERW) and stockpiles of excess conventional weapons and munitions; nuclear, radiological, chemical, and biological weapons of mass destruction (WMD); and other destabilizing weapons and missiles, including Man-Portable Air Defense Systems (MANPADS) and their associated technologies. This request concentrates resources where they offer the most value and impact to U.S. national security priorities and streamlines sub-accounts in order to promote greater cohesion within nonproliferation and counterterrorism programming.

Nonproliferation Activities

The Voluntary Contribution to the International Atomic Energy Agency (IAEA) (\$95.0 million): U.S. efforts to bring Iran, Syria, and the Democratic People’s Republic of Korea (DPRK) into compliance with their nuclear nonproliferation obligations – and to deter and detect noncompliance elsewhere – are heavily dependent on IAEA verification activities. In addition to strengthening nuclear safeguards, requested funds advance U.S. security interests by supporting programs that enhance nuclear safety and security, and the responsible use of nuclear energy, and promote the peaceful uses of nuclear technologies.

Contributions to the Comprehensive Nuclear-Test-Ban Treaty Organization’s Preparatory Commission (CTBTO PrepCom) (\$33.0 million): The PrepCom is responsible for the fielding, provisional operation, and maintenance of the state-of-the-art International Monitoring System (IMS), a global network of 321 seismic, hydroacoustic, infrasound, and radionuclide sensing stations designed and optimized to detect nuclear explosions worldwide. The International Data Centre provides analysis and data products to CTBT signatory states. The United States uses this data to supplement U.S. National Technical Means to monitor for nuclear explosions (a mission carried out by the U.S. Air Force). This request includes funding to increase the effectiveness and efficiency of the IMS and its supporting systems through funding of specific projects to address priority needs. Such projects are recommended by the Nuclear Testing Verification and Monitoring Task Force (VMTF), consisting of representatives from the Departments of State, Energy, Defense, and the Intelligence Community, in consultation with the CTBTO PrepCom Provisional Technical Secretariat (PTS). In addition, this request facilitates the hiring

of Americans by the PTS through a Tax Reimbursement Agreement and covers the U.S. assessed contribution.

The Nonproliferation and Disarmament Fund (NDF) (\$20.0 million): NDF responds to global WMD and destabilizing conventional weapons nonproliferation and disarmament opportunities, circumstances, or conditions that are unanticipated or uniquely complex that other U.S. government programs are unable to address. NDF develops, negotiates, and implements thoroughly vetted projects to destroy, secure, or prevent the proliferation of materials, weapons, delivery systems, and related technologies. Funding will enable NDF to continue to respond to the high demand for NDF's expertise and authorities to rapidly address malign global activities of Russia and the PRC, emerging WMD-enabling and WMD-like technologies, biosecurity and biosafety, proliferation concerns related to the fall of Afghanistan's Democratically elected government, and continuing needs from Ukraine.

Weapons of Mass Destruction Terrorism (WMDT) (\$11.5 million): WMDT leads Department efforts to counter threats of non-state actor and terrorist groups by strengthening partner countries' capabilities to prevent, detect, deter, and respond to the development, smuggling, acquisition, and use of CBRNe materials. WMDT support will build on training efforts such as WMD terrorism investigations, clandestine labs, cyber-enabled investigations, tripwire identification, use of forensics, evidence collection, risk mitigation through physical security, and strengthening legislative capabilities and prosecutions. WMDT will explore programming against evolving terrorism threats involving unmanned aerial systems, low-tech chemical and biological attacks, and enabling technologies. WMDT executes multilateral programming that enables at-risk countries to exercise counter-WMD terrorism protocols, share best practices, and improve international cooperation and burden-sharing against CBRNe terrorism threats, including through the Global Initiative to Combat Nuclear Terrorism and the Global Partnership.

Export Control and Related Border Security (EXBS) (\$89.9 million): EXBS protects U.S. national security by building partner capacity to: prevent the proliferation of WMD, their delivery systems, and destabilizing conventional weapons; detect, deter, and interdict illicit cross-border trade; impede diversion of sensitive technologies for military end-use; disrupt exploitation of critical infrastructure, including financial systems, commercial transportation, and critical ports of entry by malign state and non-state actors; and secure foreign borders against risks that threaten U.S. citizens and interests. EXBS assistance strengthens strategic trade control systems and improves the front-line and investigative capabilities of border enforcement organizations. EXBS also counters malign activities of the PRC, Russia, DPRK, and Iran and employs a data-driven threat prioritization tool to identify engagement partners, including advanced technology suppliers and transit hubs.

- Of which, Countering People's Republic of China Malign Influence Fund (CPIF) (\$3.7 million): NADR-EXBS funded CPIF will support capacity building to increase resilience to the PRC's coercive or exploitative economic practices that undermine partners' national security interests through activities that provide partners with trusted alternatives to PRC-developed technology solutions; promote supply chain diversification for critical dual-use and emerging technologies; develop and implement effective national security-focused investment screening and public procurement mechanisms; provide assistance to develop, implement, and enforce technology transfer and military catch-all controls as well as related industry and academic outreach; build the resilience of ports facing increased levels of state-driven foreign investment; bolster proliferation financing and other financial controls, including regulation of digital currencies; and provide investigative training and tools to identify, detect, and interdict activities linked to PRC proliferation networks, including PRC-affiliated companies.

The Global Threat Reduction Program (GTR) (\$96.6 million): GTR implements innovative threat-driven foreign capacity-building activities to prevent proliferator states and terrorists from developing, proliferating, or using weapons of mass destruction (WMD) materials, equipment, expertise, related delivery systems, and advanced conventional weapons (ACW) that threaten U.S. national security. GTR priorities include countering the PRC's pursuit of military advantage and Russia's efforts to undermine nonproliferation and international security actions; impeding proliferator state WMD programs, irresponsible nuclear reactor deals, ballistic missile, and ACW programs; and preventing biological and chemical weapons attacks by state and non-state actors.

- Of which, Countering People's Republic of China Malign Influence Fund (CPIF) (\$6.3 million): To increase the capacity and resilience of U.S. partners and allies worldwide to deter aggression, coercion, and influence by the government of the PRC and associated actors, NADR-GTR funded CPIF activities will work with public and private sector stakeholders to counter PRC-supported cyber threat actors; sensitize vulnerable public and private sector institutions to how PRC-directed investments and joint research relationships compromise their intellectual sovereignty for the purpose of developing action plans to implement sub-regulatory best practices; provide capacity-building support to partner countries concerned about the malign influence of aggressive and irresponsible PRC civil nuclear reactor and floating nuclear power plant deployments ; and sensitize vulnerable public and private sector institutions to how PRC-directed promotion and intended operation of novel reactors on land and sea erodes nuclear security and nonproliferation standards and creates vulnerabilities on their territory.

Nuclear Nonproliferation Treaty (NPT) Coop (\$9.0 million): The Nuclear Nonproliferation Treaty (NPT) Initiative will continue to support sustained international engagement that improves cooperation in the application of nuclear science and technology for peaceful purposes to meet development needs. These projects will draw additional resources and associated projects to developing countries, especially those without an established safeguards agreement or an Additional Protocol and amplifies the link between such cooperation and the Treaty's core nonproliferation commitments. The Biological Weapons Convention (BWC) Support Fund will provide annual voluntary contributions to a BWC Technical Cooperation Fund for priority projects in areas such as treaty implementation and health security. This tangible commitment to international cooperation will increase partner engagement and capacity. It will also fund U.S.-directed support (via voluntary contributions, grants, or contracts) to augment the BWC work program in priority areas and to strengthen UN operational readiness to investigate alleged biological weapons use.

Antiterrorism Activities

Terrorist Interdiction Program/Personal Identification, Secure Comparison, & Evaluation System (TIP/PISCES) (\$55.0 million): TIP activities safeguard the U.S. homeland and our partners from terrorist threats, particularly critical with the resumption of international travel following the COVID-19 pandemic. The TIP/PISCES program provides state-of-the-art computerized border security screening systems, periodic hardware and software upgrades, and technical assistance and training that enable immigration and border control officials to quickly identify known or suspected terrorists attempting to enter or leave their countries. The request provides funds to deploy and install PISCES hardware, including biometric enhancements and technology to detect fraudulent travel documents to partner and candidate nations who are particularly vulnerable to terrorist travel and willing to engage in a long-term counterterrorism partnership with the United States. PISCES-equipped border control sites in 23 high counterterrorism-priority countries process 300,000 travelers daily. Funds will also support research, development, and testing of enhanced capabilities to address evolving needs for customized interfaces with local and international systems and databases, as well as the deployment of portable and mobile

PISCES systems for remote locations lacking infrastructure, while ensuring that the PISCES system maintains standards in accordance with international norms.

Antiterrorism Assistance (ATA) (\$274.2 million): ATA funds bolster front line states' law enforcement capabilities to counter al-Qa'ida, ISIS, Iran-backed groups, and other terrorist groups that threaten the United States homeland as well as our people and facilities abroad. ATA programs provide bilateral and regional training, consultations, equipment, infrastructure, mentoring, and advising to enhance partner nations' law enforcement capacity to counter threats within and across their borders within a rule of law framework and with respects for human rights. This assistance will also support anti-money laundering/countering the financing of terrorism (AML/CFT) programs to build the capacity of partner countries' law enforcement to deter, detect, disrupt, dismantle, and prosecute those involved with terrorist financing networks. ATA funds will support the Global Leadership Fund (GLF) to build international counterterrorism coalitions, shape international counterterrorism norms, and bolster international political will to address shared law enforcement challenges through the United Nations, Global Counterterrorism Forum, NATO, the International Institute for Justice and the Rule of Law, and other multilateral and regional organizations. U.S. multilateral engagement reinforces the need for states to adopt a comprehensive approach to build law enforcement capacities, including through building broader criminal justice frameworks, to counter terrorism within the rule of law and with respect for human rights. Funds will also support the Counterterrorism Partnerships Fund (CTPF). Funding will support efforts to ensure the sustainability of successful CTPF programs; enhance law enforcement capacity to confront terrorist recruitment and radicalization to violence; and bolster efforts to mitigate resilient and determined terrorist threats. Programming will benefit assistance-eligible countries in focus regions, including Africa, the Middle East, South and Central Asia, East Asia and the Pacific, South and Central America and the Caribbean, and the Balkans. This assistance will also be used for program support, administration, and monitoring and evaluations.

Regional Stability

Conventional Weapons Destruction (CWD) (\$237.1 million): The CWD program will continue to advance U.S. efforts to secure and combat the illicit proliferation of small arms and light weapons (SA/LW), including Man-Portable Air-Defense Systems (MANPADS) and other advanced conventional weapons systems, and to clear land contaminated with landmines and explosive remnants of war (ERW). CWD activities will mitigate security and public safety risks associated with excess, obsolete, unstable, or poorly secured and maintained weapons and ammunition stockpiles, including MANPADS, by assisting countries with destruction programs, improving physical security at storage facilities, and enhancing stockpile management practices. CWD will also confront the dangers posed by landmines and other ERW by surveying hazards, clearing landmines and ERW from affected areas, educating vulnerable populations, and assisting ERW victims. CWD enduring priorities for FY 2024 will include continued support for Ukraine to clear ERW in and near conflict zones, improving physical security and management of Ukraine's munitions storage facilities, and mitigating potential diversion of MANPADS and other advanced conventional weapons by Russia, its proxies, and other non-state actors; improving the security and safety of existing stockpiles and reducing excess, unstable, and poorly secured stockpiles, including stockpiles of MANPADS, which threaten the life and property of U.S. citizens and U.S. allies (particularly in Southeast Europe, Africa's Sahel-Maghreb region, and in the Western Hemisphere, including supporting the Roots Cause Strategy); continuing clearance of ERW to promote stability in areas of key foreign policy concern, such as Afghanistan, Iraq, Yemen, and Syria; continuing clearance of U.S.-origin ERW in Southeast Asia and the Pacific; countering the PRC's malign influence in Africa and Asia through high-visibility, high-impact demining efforts; improving the resilience of communities facing detrimental impacts from changing weather patterns by improving food security and assisting with recovery from extreme weather events, such as persistent floods and drought; and reducing the threat of

illicitly held or at-risk MANPADS through safe and effective destruction efforts.

- Of which, Countering People's Republic of China Malign Influence Fund (CPIF) (\$15.0 million): NADR-CWD-funded activities under the CPIF may include humanitarian demining, physical security and stockpile management, or support MANPADS reduction. NADR-CWD funded CPIF activities deter PRC aggression and influence by leveraging conventional weapons destruction programs and ammunition storage capacity building to strengthen relationships with partner governments, particularly those where it may otherwise be challenging to maintain a relationship. Stockpile management and MANPAD reduction programs also promote a stable and open international system, and humanitarian demining programs promote stabilization efforts and commerce, both of which promote the independent economic wellbeing of allies and partners in contrast to the PRC's debt-laden assistance model.

PEACEKEEPING OPERATIONS (PKO)

(\$ in Thousands)	FY 2022 Actual	FY 2023 Adjusted Enacted ¹	FY 2024 Request	Change from FY 2023 Adjusted Enacted
PKO	455,000	460,759	420,458	-40,301

¹ FY 2023 Adjusted Enacted is the same as the Enacted level for the PKO Account.

The FY 2024 Request of \$420.5 million for Peacekeeping Operations (PKO) funds will support programs to bolster the capacity of partner nations to conduct critical peacekeeping, counterterrorism (CT), and maritime security operations; counter strategic competitors; support stabilization in countries grappling with violent conflict; and implement security sector reform (SSR), institutional capacity-building, and enhance security sector governance in select countries. PKO also provides support for the ongoing Multinational Force and Observers (MFO) mission in the Sinai. The Request includes resources for program management and monitoring and evaluation to assess the effectiveness of the programs and employ lessons learned in out-year decision making. Decreases in the account are the result of cancelling a program in South Sudan and adjusting levels of UN Assessed Expenses arrears for Somalia.

Africa (\$260.6 million): Assistance focuses on the professionalization of African security forces and building key capabilities for our African partners that enhance their ability to conduct CT operations in East Africa and maritime security operations, support sustainment of CT capabilities in East and West Africa, strengthen land and maritime borders, support capacity-building at African military education institutions, counter strategic competitors, strengthen and reform security institutions, and contribute to regional stability. PKO funds will support advisory assistance at the national, strategic, operational, and/or tactical levels, as well as training, equipment, and infrastructure improvements. Funds will continue long-term efforts to advance SSR to help ensure that forces are professional, accountable, and capable of maintaining peace and security in a manner that respects human rights and is consistent with international law. Bilateral PKO will support programs in Somalia. Regional PKO will fund the following programs: Africa Conflict Stabilization and Border Security, Africa Military Education Program, Africa Maritime Security Initiative, Africa Regional CT, Countering Strategic Competitors, and the Partnership for Regional East Africa CT, as well as international peacekeeping activities in Somalia.

Multinational Force and Observers (MFO) (\$24.0 million): Funds represent the U.S. contribution to the MFO mission in the Sinai Peninsula, which supervises the implementation of the security provisions of the Egyptian-Israeli Peace Treaty – a fundamental element of regional stability. The MFO is a cornerstone of U.S. efforts to advance a comprehensive and lasting peace between Israel and its neighbors and is critical to protecting U.S. security interests in the Middle East. Funds will be used for MFO operational expenses, matched equally by Israel and Egypt.

Prevention and Stabilization Fund (PSF) (\$5.0 million): This funding will directly support the implementation of the strategy under the 2019 Global Fragility Act (GFA) adopting a multi-pronged, multi-sectoral approach to strengthen the resilience of partner nations and civil society to address fragility challenges in countries at risk of or experiencing instability and conflict. PSF PKO will seek to bolster the capacity of partner governments to conduct CT operations in support of stabilization efforts in fragile states. This funding will also enhance security sector governance and SSR.

PM Bureau Centrally Managed (\$130.9 million): FY 2024 PKO funds will be used to support the following programs:

Global Peace Operations Initiative (GPOI) (\$71.0 million): Funds will continue to strengthen the effectiveness of UN and regional peace operations by enhancing partner countries' capacities and reinforcing UN and regional organizations' performance and accountability frameworks. These efforts promote international burden-sharing by reinforcing partner country capacity to generate, train, deploy, and sustain peacekeepers, with a particular focus on enabling countries to more rapidly respond to conflict-related crises worldwide. Activities will include training on protecting civilians in areas of armed conflict and preventing sexual exploitation and abuse issues in peacekeeping. Funds will also support additional efforts to promote women's participation and gender integration in peace operations in furtherance of the Administration's WPS Strategy.

Trans-Sahara CT Partnership (TSCTP) (\$33.4 million): Funds will continue support for TSCTP, an interagency program designed to build the capacity and cooperation of governments across West and North Africa to counter terrorism, in particular areas impacted by ISIS-West Africa, al-Qa'ida in the Maghreb, and Boko Haram across the Sahel and Lake Chad Basin countries (including potentially the littoral West African countries of Ghana, Cote d'Ivoire, Benin, and Togo). Funds will enhance the military capacity of TSCTP partners to respond to current and emerging threats, with an emphasis on border security, aerial mobility, military intelligence, logistics, institutional capacity, civil-military operations, military information support operations, and countering improvised explosive devices. Funds will support advisory and institutional reform assistance, infrastructure improvement, and other training and equipment to ensure partners can sustain and logistically support the new CT capabilities being developed.

Global Defense Reform Program (GDRP) (\$18.0 million): The Request increases support for GDRP, improving security sector governance and institutional capacity in select partner countries at the national, ministerial, and/or service levels to enhance the ability of these countries to provide for their own defense in an effective, transparent, and accountable way. Projects integrate principles of democratic governance, and they align with cross-cutting strategic U.S. foreign policy priorities. Some projects support partner countries in their efforts to mitigate civilian harm during military operations. Activities include advisory support, workshops, training, instructor and/or curriculum development at partner military education institutions and other related institutional reform support.

PKO Administrative Expenses (\$8.5 million): Funds will support increasing PKO program management requirements in the Africa region both in Washington and in the field. Funds will also support program management for the PKO account as a whole both for the State Department's Bureau of Political-Military Affairs and at the Defense Security Cooperation Agency. This includes supporting contract development, management of unliquidated PKO obligations, expenditures, and the overall progression of programs implemented through contracts, DoD, and grants. Funds will also support an online portal and monitoring and evaluation (M&E) requirements in the Africa region. In order to allow more streamlined and less stove-piped program management and M&E efforts, these administrative costs for all Africa PKO programs have been centralized. Program management and M&E efforts for GDRP and GPOI are still funded through those programs.

INTERNATIONAL MILITARY EDUCATION AND TRAINING (IMET)

(\$ in Thousands)	FY 2022 Actual	FY 2023 Adjusted Enacted ¹	FY 2024 Request	Change from FY 2023 Adjusted Enacted
IMET	112,925	112,925	125,425	12,500

¹FY 2023 Adjusted Enacted is the same as the Enacted level for the IMET Account.

The FY 2024 International Military Education and Training (IMET) Request of \$125.4 million will strengthen military alliances and international coalitions critical to U.S. national security goals and regional stability. The IMET program supports professional military education (PME) and exposes international military students (IMS) to U.S. culture, while developing their common understanding of shared values and the benefits of U.S. partnership. This exchange in turn fosters the relationships necessary to address a wide array of international security challenges. IMET programs also directly improve defense capabilities through PME and training, including technical courses and specialized instruction conducted at U.S. military schoolhouses or through mobile education and training teams abroad. IMET-funded courses provide IMS with valuable training and education on U.S. military practices and standards while exposing them to the concepts of democratic values and respect for internationally recognized standards of human rights.

This Request concentrates resources where they offer the most value and impact to U.S. national security priorities and focuses on maintaining bilateral programs for the highest-priority requirements. In addition, the Request includes \$7.0 million for IMET Administrative costs at several DoD school houses that focus on Expanded IMET courses where we concentrate on human rights, rule of law, defense resources management, and civil–military relations. The increase to the account overall supports important bilateral investment increases, priority programming such as women’s participation, and accounts for increased operational costs.

Africa (\$20.8 million): IMET programs for Africa focus on professionalizing defense forces in support of efforts to respond to regional crises and terrorist threats and provide for long-term stability on the continent. IMET courses also support building partner maritime security capability and respect for the rule of law, human rights, and civilian control of the military. Priority recipients include Djibouti, Ghana, Kenya, Niger, Nigeria, and Senegal.

East Asia and Pacific (\$15.7 million): IMET programs in East Asia and the Pacific support the Indo-Pacific Strategy by focusing on professionalization and English language training, which enables not only interoperability with U.S. forces but also their participation in regional and international peacekeeping missions. IMET courses also support building partner maritime security capability and respect for the rule of law, human rights, and civilian control of the military. Priority recipients include Indonesia, Malaysia, Mongolia, the Philippines, Thailand, and Vietnam.

Europe and Eurasia (\$27.1 million): IMET programs for Europe enhance regional security and interoperability among U.S., NATO, and European armed forces, and aid in countering Russian aggression. Importantly, these programs help to ensure that those nations that operate alongside the United States have officers that understand and appreciate the doctrine and operational tactics of the U.S. military. Priority recipients include Bulgaria, Georgia, Poland, Romania, Turkey, and Ukraine.

Near East (\$20.1 million): IMET programs for the Near East focus on enhancing professionalism and increasing awareness of international norms of human rights and civilian control of the military – topics critical for the development of security forces in the region. Priority recipients include Algeria, Egypt, Iraq, Jordan, Lebanon, Morocco, and Tunisia.

South and Central Asia (\$14.1 million): IMET programs in South and Central Asia support U.S. priorities for the region, including in the Indo-Pacific, by focusing on professionalizing the defense forces of regional partners, emphasizing professional military education, respect for the rule of law, human rights, and civilian control of the military, including English language training to improve the ability of partner services to work with the United States. Priority recipients include Bangladesh, India, Nepal, and Pakistan.

Western Hemisphere (\$16.2 million): IMET programs in the Western Hemisphere focus on professionalizing defense forces, institutionalizing respect for human rights and the rule of law and enhancing the leadership and technical ability of partner nations to protect their territory against transnational threats. Priority recipients include Argentina, Brazil, Colombia, Mexico, and Panama

IMET Administrative Expenses (\$7.0 million): This Request supports increasing operational costs and curriculum development in the Expanded-IMET schoolhouses.

PM Women’s Participation (\$4.5 million): The Request supports an increase to women’s participation in IMET as part of the Women, Peace, and Security (WPS) Strategy.

FOREIGN MILITARY FINANCING (FMF)

(\$ in Thousands)	FY 2022 Actual ¹	FY 2023 Adjusted Enacted ²	FY 2024 Request	Change from FY 2023 Adjusted Enacted
FMF	6,040,424	6,053,049	6,124,549	71,500
Additional Funding	4,650,000	80,000	-	N/A

¹ FY 2022 Actual level excludes \$650.0 million provided in the Ukraine 1, Ukraine Supplemental Appropriations Act, 2022 (P.L. 117-103, Div. N) and \$4.0 billion in the Ukraine 2, Ukraine Supplemental Appropriations Act, 2022 (P.L. 117-128).

² FY 2023 Adjusted Enacted is the same as the Enacted level for the FMF Account and excludes \$80.0 million provided in the Ukraine 4, Ukraine Supplemental Appropriations Act, 2023 (P.L. 117-328, Div. M).

The FY 2024 Request of \$6,124.5 million for Foreign Military Financing (FMF) promotes U.S. national security by strengthening military support for key U.S. allies and partner governments so that they can contribute to regional and global stability and counter transnational threats, including terrorism and trafficking in narcotics, weapons, and persons. For FY 2024, the Request seeks funding for grant assistance and loan authority, including both direct loans and loan guarantees. Loan authority will expand the tools available to the United States to help Taiwan as well as NATO and Major Non-NATO allies make larger investments in defense equipment and related services today, to meet the heightened level of strategic competition. FMF helps facilitate strong military-to-military cooperation; build military capabilities; promotes U.S. trade and economic interests; and enables greater interoperability of friends and allies with U.S. military forces. Grant and loan assistance will continue to be planned in close coordination with the Department of Defense (DoD), including enhancing efficiencies and ensuring complementarity with DoD’s authorities for building the capacity of foreign security forces.

Africa (\$6.0 million): FMF in Africa is requested for Djibouti. Funds will help bolster the bilateral relationship with Djibouti and counter malign influences in the region – a top U.S. national security priority. Funds will focus on professionalization of the military, including through professional military education, technical training, English-language development, as well as provision, refurbishment and/or sustainment of equipment to enhance maritime security, border security, counterterrorism capabilities, and support for the Rapid Intervention Battalion. Funds may also support building logistics, communications, engineering, and medical capabilities.

East Asia and Pacific (\$129.0 million): Funds will support projects that advance a free, open, and inclusive Indo-Pacific, through equipment and training that promotes the professionalization of armed forces, including Coast Guards. FMF will help Indo-Pacific partners to monitor their maritime domain, deter aggression, defend the freedom of navigation and overflight access, combat transnational crime, and ensure the sustainable use of ocean resources. Funds will help expand the ability to patrol and prevent illicit activities in these countries’ extensive maritime domain, including by providing sensors, communications, and network equipment; undertaking training programs to enhance monitoring, detection, and interdiction capabilities; as well as promoting institutional and security sector reform. Programs will also increase capacity to respond to natural disasters and provide humanitarian assistance for disaster response (HA/DR) activities. Programs will also bolster countries’ land border security capacity. Priority recipients include Indonesia, Mongolia, Philippines, Thailand, and Vietnam, with additional EAP Regional FMF available to target support for select capabilities where there is the greatest need and where it will be most effective.

Europe and Eurasia (\$352.0 million): As the regional landscape rapidly changes in large part due to Russia's 2022 invasion of Ukraine, the strategic security priorities remain steadfast: to counter Russian aggression and influence by bolstering allies' and partners' capabilities to exercise sovereignty and defend their territorial integrity, provide for their own defense through improved interoperability with a resolute NATO and other Western forces, the creation of force multipliers in the region, and the implementation of sustainable defense reforms. Funds will support the provision of equipment and training, including but not limited to tactical equipment for intelligence, surveillance, and reconnaissance; command and control; maritime domain awareness, cyber and information domain projects, and target acquisition capabilities. Priority recipients include countries at significant risk from Russian aggression or malign influence to include Ukraine, Georgia, Estonia, Latvia, and Lithuania, with additional EUR Regional FMF requested to target priority capabilities and needs throughout the region as new requirements emerge. A portion of regional FMF may also be used to expand the European Recapitalization Incentive Program (ERIP) if an appropriate candidate emerges, which emphasizes burden-sharing by incentivizing U.S. grant military assistance for countries that commit national funds to modernize their militaries and divest Russian equipment. The Department will work with DoD on potential countries and proposals as funding priorities allow.

Near East (\$5,283.8 million): The strategic security priorities in the Near East region are to counter Iran's malign influence; ensure the enduring defeat of ISIS, al-Qa'ida, and other terrorist groups; and to develop and strengthen bilateral and multilateral security relationships. Building and enhancing lasting security partnerships, such as those with Israel, Egypt, and Jordan, is critical to promoting regional stability, collectively deterring aggression, and reducing threats to U.S. and partner interests in the region. FMF will support training, advising, and materiel support that will assist the Iraqi Security Forces in countering Iranian influence. The Request includes funding for the Tunisian armed forces, who remain on the front lines of the fight against ISIS and other terrorist groups and the instability emanating from Libya and serve as an important apolitical institution in Tunisian society. FMF will also seek to counter malign Iranian influence through support to the Lebanese Armed Forces. Resources will support the sustainment and modernization of Jordanian military capabilities, including acquisition of upgraded fighter aircraft.

South and Central Asia (\$45.3 million): Regional funds will support projects that advance a free, open, and inclusive Indo-Pacific, including FMF to enhance maritime security and domain awareness and strengthen HA/DR, as well as related training. Funds may also strengthen partner capabilities to combat transnational threats in South and Central Asia, such as terrorism and illicit trafficking; and promote professionalization of partner security forces, to include security sector reform.

Western Hemisphere (\$73.5 million): FMF will support partner efforts to secure and protect sovereign territory; counter transnational organized crime and maritime threats; adopt internationally accepted human rights norms; enhance interoperability with the United States; assist in security sector reform; and engage in the region and beyond to advance stability and security. Through the provision of equipment, training, and services, FMF will help these countries control their national territory and borders; identify, track, and address transnational threats, such as illicit narcotics trafficking, which threatens the security of our partners and drives irregular migration; and support defense modernization that enables strategic partnering with the United Forces. The priority recipients include Colombia, Central America, including Panama and Costa Rica, and Ecuador. In Central America, FMF will support the Administration's Root Causes Strategy by addressing gaps in maritime interdiction and domain awareness capabilities to improve security.

FMF Administrative Expenses (\$72.0 million): The Request supports the rising operating costs of administering military sales, grants, loans, and other activities of security assistance offices overseas, within DoD, and in the State Department Bureau of Political-Military Affairs. Such expenses include

monitoring and evaluation activities for FMF and International Military Education and Training programs.

Countering People's Republic of China (PRC) Fund (CPIF) (\$50.0 million): The CPIF will support activities to increase the resilience of U.S. allies and partners to PRC coercion and influence. FMF-funded CPIF activities will conduct capacity-building designed to prevent the exploitation of technology, expertise, and critical infrastructure by the PRC, and may include direct grant support for the procurement of equipment and services, training support, and the use of FMF as seed money to incentivize partners to commit national funds to modernizing their militaries and divesting from PRC-provided equipment. Ensuring coalition partners and allied governments are equipped and trained to work toward common security goals and share the burden in joint missions will reduce opportunities for the PRC to coerce and exert influence over partners, thereby promoting stability and security.

PM – Emerging Global Priorities (\$113.0 million): The Budget creates a new global FMF line, which will provide the Department with the flexibility to address emergent foreign policy priorities in the age of heightened strategic competition. Priority partners could include those in the Indo-Pacific, including Taiwan, in priority countries supporting Ukraine's fight against Russia (particularly those looking to diversify away from Russian equipment and influence) and to support regional stability in Africa and NATO's southern flank, especially if Tunisia shows signs of a return to democratic governance. The Request assumes \$16.0 million as a baseline for the Indo-Pacific. Funds could also support loans and other credit capacity-building measures, such as credit programs and other strategic initiatives, as needed to leverage additional investments. Dedicated flexible funding is necessary to strengthen military alliances and international coalitions critical to regional stability and core U.S. national security goals and adapt to the spectrum of fiscal and defense needs across America's most important security partners.

SPECIAL DEFENSE ACQUISITION FUND (SDAF)

(\$ in Thousands)	FY 2022 Actual	FY 2023 Adjusted Enacted ¹	FY 2024 Request	Change from FY 2023 Adjusted Enacted
Total	-	-	-	-
Special Defense Acquisition Fund	304,314	900,000	900,000	-
Offsetting Collections	-304,314	-900,000	-900,000	-
Net Cost for Special Defense Acquisition Fund	-	-	-	-

¹ FY 2023 Adjusted Enacted is the same as the Enacted level for the SDAF Account.

The Special Defense Acquisition Fund (SDAF) helps to expedite the procurement of defense articles for provision to foreign nations and international organizations. The FY 2024 Request reflects \$900.0 million in renewed SDAF obligational authority, to be funded by offsetting collections. In FY 2024, offsetting collections will be derived from SDAF sales of pre-purchased arms and equipment as well as other receipts consistent with section 51(b) of the Arms Export Control Act. The FY 2024 Request will support advance purchases of high-demand equipment that has long procurement lead times, which are often the main limiting factor in our ability to provide partner and allied nations with critical equipment to make them operationally effective in a timely manner. Improving the mechanism for supporting U.S. partners is a high priority for both the Departments of State and Defense.

MULTILATERAL ASSISTANCE AND DEBT RESTRUCTURING

(\$ in Thousands)	FY 2022 Actual	FY 2023 Adjusted Enacted ¹	FY 2024 Request	Change from FY 2023 Adjusted Enacted
Multilateral Assistance and Debt Restructuring Total	2,056,460	1,935,659	4,037,358	2,101,699
International Bank for Reconstruction and Development (IBRD)	206,500	206,500	233,322	26,822
International Development Association (IDA) ²	1,001,400	1,001,400	1,479,256	428,856
African Development Bank (AfDB)	54,649	54,649	54,649	-
African Development Fund (AfDF)	211,300	211,300	171,300	-40,000
Asian Development Bank	-	-	119,378	119,378
Asian Development Fund (AsDF)	53,323	53,323	43,610	-9,713
International Monetary Fund Facilities and Trust Funds (IMFFTF)	102,000	20,000	-	-20,000
Global Infrastructure Facility (GIF)	-	-	40,000	40,000
Clean Technology Fund (CTF)	125,000	125,000	425,000	300,000
Green Climate Fund (GCF)	-	-	800,000	800,000
Global Environment Facility (GEF)	149,288	150,200	168,700	18,500
Resilient Development Trust Funds	-	-	27,000	27,000
International Fund for Agricultural Development (IFAD)	43,000	43,000	43,000	-
IFAD ASAP+	-	-	35,000	35,000
Global Agriculture and Food Security Programs	5,000	10,000	40,000	30,000
Treasury International Assistance Programs	-	-	50,000	50,000
Office of Technical Assistance (OTA)	38,000	38,000	45,000	7,000
Debt Restructuring	67,000	72,000	67,000	-5,000
International Organizations and Programs (IO&P)	423,000	508,600	485,850	-22,750

¹ FY 2023 Adjusted Enacted is the same as the Enacted level for the Multilateral Assistance and Debt Restructuring accounts.

² In FY 2022, the Department of the Treasury also made a \$3.0 million grant to IDA, funded with American Rescue Plan Act resources, to support COVID-response activities during the IDA-19 replenishment period.

The Administration's FY 2024 Budget (the Budget) requests \$4,037.4 million for the Treasury Department's International Programs. This request is a critical component of the Biden-Harris Administration's approach for restoring American global standing and leadership through our allies and multilateral institutions, including the international financial institutions, and will help the United States confront many of the global challenges that we face. These challenges include fully restoring global economic growth, reducing poverty and preventing debt crises, modernizing health systems, enhancing

food and energy security, building resilience, championing quality and sustainable infrastructure, and supporting vulnerable populations recovering from disaster and conflict.

If these challenges are not sufficiently addressed, they can have significant spillover effects on the United States. This reinforces the need for a strong U.S.-led international finance system that can take decisive action to provide financing, policy and technical support for quality infrastructure investment, adaptation and resilience, energy innovation and diversification, and public health, which are all essential to delivering on the goals of the Partnership for Global Infrastructure and Investment (PGII). It is also critical that these institutions and programs contribute to enhancing equity and fostering the inclusion of disadvantaged and marginalized people in developing countries that have not adequately shared the benefits of development, in the interest of political and economic stability.

The institutions and programs supported by this request target results across all of these areas and are cost-effective means for the United States to advance its geostrategic interests. The International Monetary Fund (IMF) supports international macroeconomic and financial stability, including in low-income countries. By preventing and responding to economic and financial crises abroad, the IMF is helping to minimize likelihood of potential negative spillovers to the United States. The World Bank, regional development banks, multilateral funds, and Treasury's bilateral technical assistance program support economic development, food and energy security, and social inclusion, helping developing countries attract and sustain private investment for quality infrastructure that will increase prosperity. With U.S. leadership, these institutions and programs reflect and promote American values related to good governance, transparency, and sound debt management.

Supporting economic prosperity overseas also brings benefits back home such as by expanding markets for U.S. exports and leveling the playing field through increased transparency and competition, which creates American jobs and bolsters the U.S. economy. Also, many of these international institutions frequently partner with American companies in their programs, whether through consulting or project design and execution. We are encouraging them to explore more opportunities to engage the private sector in their work, to help expand the pipeline of quality development projects and the multiplier effect of low-cost, sustainable public finance.

More broadly, Treasury is advocating for the evolution of the multilateral development bank (MDB) system, to modernize and expand its work so that it can better address global challenges while also enhancing delivery on poverty alleviation and sustainable and inclusive growth. This requires meeting our foundational commitments to the MDBs and leading them toward new operational models to fully stretch their available resources, including through new financing mechanisms that would result in a greater amount of development finance at a lower cost. These efforts can foster high-quality infrastructure investment and increased private capital mobilization for low- and middle-income countries, in line with the goals and priorities of PGII.

In parallel, we need to make sure that other components of the international finance system are adequately resourced to respond to global challenges, including infrastructure programs, environment and energy funds, and agricultural and food security institutions. These serve as critical sources of finance to incentivize and crowd in the public and private finance needed to lay a stable foundation for sustainable, inclusive, and resilient growth and development. The programs Treasury is requesting funds for are critical elements of the landscape for addressing global challenges.

U.S. contributions to these programs help to safeguard and improve the wellbeing of the American people. For example, U.S. contributions to energy and clean technology funds enhance our energy security by supporting international efforts to diversify energy systems and reduce dependence on Russian producers, helping bring energy prices down in the long term. U.S. contributions to agricultural

funds not only promote global food security but also sustain the supply of food and natural resources from overseas on which Americans depend. U.S. contributions to environment funds enhance global resilience and mitigate the effects of climate change and reduce harmful chemicals in our air and water.

Treasury's Office of Technical Assistance provides finance ministries, central banks, and other government agencies in developing and transitional countries with specialized expertise, including through the deployment of expert advisors, to enhance domestic revenue mobilization, improve financial regulation, and combat financial crimes. In so doing, it helps create conditions for private sector-led growth, including increased private sector investment in infrastructure.

Multilateral Development Banks

The Budget requests \$2.146.6 million for the multilateral development banks (MDBs). These institutions play key roles in the effort to reduce poverty, increase economic growth, foster economic and social inclusion, build resilience, and develop sustainable infrastructure. Annually, the MDBs invest approximately \$35 billion in quality infrastructure and support developing countries in mobilizing billions more in private capital. They played a leading role in the global response to the COVID-19 pandemic, marshalling resources and experts quickly to help developing countries address the health and economic impacts of the pandemic. They also assist developing countries in responding to the devastating effects of Russia's brutal war on Ukraine, by providing critical finance to sustain agriculture production and manage the impact of sudden spikes in energy and food prices on the poor. Additionally, they provide an alternative to low quality financing from malignant actors. These efforts by the MDBs help to advance U.S. foreign policy objectives of sustaining peace and stability, promoting security, and protecting the global environment.

Financing through multilateral institutions brings significant advantages to the United States and is an effective way to stretch limited development dollars. Specifically, U.S. taxpayer contributions to the MDBs catalyze contributions from other shareholders, the MDBs' internally-generated resources, and funding from capital markets to significantly increase the assistance levels that the MDBs provide. MDBs offer a wide range of instruments, including grants, loans, guarantees, equity, insurance, and knowledge-building products. This array of instruments can help de-risk and incentivize private sector investments that support U.S. development priorities in emerging markets. The increased support the Administration requests for the MDBs is critical for the United States to continue to assert its leadership in these institutions.

Treasury's requests for the MDBs include:

International Bank for Reconstruction and Development (IBRD): \$233.3 million, including \$206.5 million towards the fifth of up to six installments to subscribe to the U.S. share of the paid-in portion of the IBRD 2018 general and selective capital increases and \$26.8 million for the subsidy cost for IBRD loan guarantees to support innovation and diversification in the energy sector. The Budget also requests a program limitation to allow the United States to subscribe to \$1.421 billion in callable capital.

International Development Association (IDA): \$1,479.3 million in support of IDA programs over the twentieth replenishment period (July 1, 2022 – June 30, 2025), including support for a second payment to the twentieth replenishment (IDA-20). The Administration also proposes legislative language to exempt securities issued by IDA from regulation by the Securities and Exchange Commission. This request is included in the General Provisions found in the Department of State and Other International Programs chapter of the FY 2024 President's Budget Appendix.

African Development Bank (AfDB): \$54.6 million for the fourth of eight installments to subscribe to the U.S. share of the paid-in portion of the seventh general capital increase. The Budget also requests a program limitation to allow the United States to subscribe to \$856,174,624 in callable capital.

African Development Fund (AfDF): \$224.0 million in support of AfDF programs over the sixteenth replenishment period (AfDF-16; 2023–2025), including towards a first installment to AfDF-16, and of which \$27 million is to reduce unmet commitments to previous replenishments. The Administration also requests authorization to subscribe to the AfDF-16 replenishment in the amount of \$591 million.

Asian Development Bank (AsDB): \$119.4 million in support of two new AsDB initiatives: \$84 million for the subsidy cost of \$1 billion of loan guarantees to support the Innovative Finance Facility for Climate in Asia and the Pacific, and \$35 million for the Energy Transition Mechanism Partnership Trust Fund.

Asian Development Fund (AsDF): \$107.2 million in support of AsDF programs over the twelfth replenishment period (also known as AsDF-13, covering the period 2022–2025), including for payments towards U.S. pledges for the twelfth replenishment, and of which \$20 million is to reduce unmet commitments to AsDF replenishments.

Inter-American Investment Corporation (IIC, also referred to as IDB Invest): \$75.0 million for an initial subscription to a capital increase in the IIC, provided that the Inter-American Development Bank Group has made satisfactory progress toward reforms which include increasing the Group's responsiveness to the development needs of Latin America and the Caribbean and promoting more effective and efficient use of the Group's financial resources. The Administration also requests authorization to subscribe to a capital increase of up to 58,942 additional shares in the IIC.

International Monetary Fund (IMF) Facilities and Trust Funds

The Budget requests authorization to enable the United States to lend up to \$21.0 billion in resources from Treasury's Exchange Stabilization Fund to the Resilience and Sustainability Trust (RST), and to the Poverty Reduction and Growth Trust (PRGT), the IMF's concessional lending facility for low-income countries. The specific division of lending between the RST and PRGT is yet to be determined. Treasury also requests a five-year extension of authorization for the IMF New Arrangements to Borrow, to end on December 31, 2030.

Quality Infrastructure

Global Infrastructure Facility (GIF): The Budget requests \$40.0 million for a first-time contribution to the GIF, a World Bank financial intermediary fund that provides funding and technical assistance to design and structure high-quality infrastructure projects to attract MDB and private sector co-financing.

Energy and Environment

Clean Technology Fund (CTF): The Budget requests \$425.0 million for a contribution to the CTF to support developing countries' adoption of clean technologies in energy and transportation. The CTF complements the United States' bilateral efforts to promote a just energy transition and deployment of clean technology in targeted countries. Using \$425 million for subsidy costs would enable a concessional loan to the CTF with an estimated value of \$1.23 billion.

Green Climate Fund (GCF): The Budget requests \$1.6 billion for the GCF, of which \$800 million is through the Department of the Treasury and \$800 million is through the Department of State. Established in 2010, the GCF seeks to foster climate-resilient development and zero-emission investment by funding

activities across a variety of sectors, including transport; water and other infrastructure; energy generation and efficiency; and land use, including agriculture and forestry. It uses a range of financial instruments to support high impact projects and programs, mobilize private sector capital, and foster stronger policy environments that better address the challenges of a changing climate.

Global Environment Facility (GEF): The Budget requests \$150.2 million to cover the second installment of our pledge to the GEF's eighth replenishment (GEF-8) and \$18.5 million to clear unmet commitments. The GEF is a multilateral trust fund that provides mainly grant-based funding to assist developing and transitional countries in addressing global environmental challenges in five focal areas: (1) biodiversity; (2) chemicals and waste; (3) climate change; (4) land degradation (primarily deforestation and desertification); and (5) international waters. The GEF is a global leader in promoting conservation of terrestrial and marine habitats.

Resilient Development Trust Funds: The Budget requests \$27.0 million for contributions to two MDB trust funds – the Pacific Catastrophe Risk Assessment and Financing Initiative (World Bank and Asian Development Bank-supported) and the African Adaptation Benefits Fund (African Development Bank-supported). These are focused on building resilience to natural disasters and extreme weather in particularly vulnerable developing countries in the Pacific islands and sub-Saharan Africa.

Food Security

International Fund for Agricultural Development (IFAD): The Budget requests \$81.8 million to support IFAD programming during its twelfth replenishment period (2022–2024), including for the last of three installment payments to the twelfth replenishment, a \$35.0 million contribution to IFAD's Enhanced Adaptation for Smallholder Agriculture Programme (ASAP+), and a \$3.8 million payment to eliminate unmet commitments to prior IFAD replenishments.

Global Agriculture and Food Security Program (GAFSP): The Budget requests \$40.0 million for the Global Agriculture and Food Security Program (GAFSP), a multi-donor trust fund dedicated to improving food and nutrition security worldwide.

Debt Restructuring and Relief

The Budget requests \$67.0 million for bilateral debt restructuring and relief programs. This funding would support the following initiatives:

G20 Common Framework for Debt Treatments beyond the Debt Service Sustainability Initiative (the Common Framework), and Paris Club debt restructuring: The Budget requests \$52 million for the United States' participation in debt restructuring and relief programs through the Paris Club and G20. Since the COVID-19 pandemic, the United States has been participating in a G20 initiative that includes China—the Common Framework, which helps low-income countries restructure their debts through a multilateral framework. Given the rising debt burdens of many low-income countries, U.S. participation in the Common Framework and the Paris Club proactively work toward longer-term sustainability for low-income countries and avoid prolonged and costly debt crises.

Tropical Forest and Coral Reef Conservation Act (TFCCA): The Budget requests \$15 million for the TFCCA, which enables eligible developing countries with certain concessional debt owed to the United States to redirect some of those payments to support conservation of their tropical forests and/or coral reefs. Protecting biodiversity and combating climate change are central to U.S. national economic and security interests. Conservation of tropical forests and coral reefs is critical to mitigating the impact of climate change, providing clean water, and supporting sustainable jobs in developing countries.

Treasury International Assistance Programs

The Budget requests \$50.0 million in additional resources to channel through international financial institutions and other international organizations, and/or financial intermediary funds and trust funds administered by the international financial institutions and other international organizations, to meet new and emergent needs. Requested resources will be used to support U.S. strategic priorities in international global macroeconomic and financial stability and international development, and to advance U.S. strategic priorities and leadership, including countering the influence of malignant actors. Funding provided through this account would enable the U.S. Treasury to implement innovative solutions to address those needs in a timely manner.

Technical Assistance – Office of Technical Assistance

The FY 2024 Budget requests \$45.0 million for Treasury’s Office of Technical Assistance (OTA). Funding will help ensure that OTA is able to respond quickly and sustainably to growing demand for technical assistance from developing and transitional countries in areas that are priorities for the United States. Such areas include supporting our national security agenda by combating terrorist financing and financial crimes, helping countries fund and sustain their own development through improved domestic resource mobilization and debt management, promoting financial stability, and creating the conditions for private sector-led economic growth, including through increased investment in critical infrastructure and climate-related or environmental projects.

International Organizations and Programs (IO&P)

The FY 2024 request for the International Organizations and Programs (IO&P) account of \$485.9 million will advance U.S. strategic goals across a broad spectrum of critical areas by supporting and enhancing international coordination and leveraging resources provided by other countries. From this account, the United States provides voluntary contributions to international organizations to advance U.S. strategic objectives that require global solutions, such as protecting the environment and promoting sustainable economic growth and development. Contributions through IO&P support U.S. humanitarian leadership, advance democracy, rule of law, and human rights, and facilitates international standard setting that keeps Americans safe and helps drive a dynamic, inclusive, innovative U.S. economy.

Highlights:

United Nations Children’s Fund (UNICEF) (\$145.0 million): UNICEF, operating in 190 countries, acts as a global champion for children and youth and strives to ensure the survival and well-being of children and youth throughout the world. This contribution will support UNICEF’s core budget, which directly provides vaccines, food, water, sanitation, and hygiene goods and services and contributes to development and capacity building to help the world’s most disadvantaged and marginalized children and youth.

United Nations Development Program (UNDP) (\$81.6 million): UNDP is the primary development agency of the UN, working in over 130 developing countries. UNDP’s work in promoting good governance, poverty eradication, environmental sustainability, crisis prevention and recovery helps to advance U.S. development priorities in these areas globally, including countries in fragile, crisis, and transition situations where development is critical for breaking the cycle of fragility. UNDP also plays an integral part in the global effort to sustain health systems, expand the social safety net, fight gender-based violence, and maintain livelihoods.

United Nations Population Fund (UNFPA) (\$57.5 million): UNFPA advances the U.S. government's strategic foreign policy goals to empower women, build democracy, and encourage broad-based economic growth through advancing global health and human rights and expanding access to voluntary family planning, reducing global maternal and child mortality, and preventing gender-based violence. With programs in over 150 countries, UNFPA is the largest multilateral provider of family planning, reproductive health, and maternal health services which are key elements of global health and contribute to achieving the health and gender-related Sustainable Development Goals.

Montreal Protocol Multilateral Fund (\$64.0 million): The Multilateral Fund for the Implementation of the Montreal Protocol (MLF) provides technical and financial assistance to help developing countries meet their obligations to reduce the production and consumption of substances controlled by the Montreal Protocol. The MLF is managed by an Executive Committee, a policy body where the United States and Japan, as key donors, hold the only two permanent seats. The MLF has played a critical role in achieving global participation and compliance in achieving the goals of the Montreal Protocol.

Intergovernmental Panel on Climate Change / UN Framework Convention on Climate Change (\$21.0 million): U.S. leadership in the Intergovernmental Panel on Climate Change, UN Framework Convention on Climate Change, Global Climate Observing System, the Intergovernmental Group on Earth Observations, and related entities is a critical component of the response to climate change and promotes U.S. interests on economic growth, energy security, and environmental protection. U.S. support will advance assessment of climate change science and technology, ensure cooperation among countries on reducing greenhouse gas emissions and enhancing resilience, accelerate technology deployment, strengthen transparency, and foster timely and open access to earth-observing data.

EXPORT-IMPORT BANK OF THE UNITED STATES (EXIM)

(\$ in Thousands)	FY 2022 Actual	FY 2023 Adjusted Enacted ¹	FY 2024 Request	Change from FY 2023 Adjusted Enacted
Total	91,500	-215,800	-38,100	177,700
Export-Import Bank of the United States - Offsetting Collections	-34,000	-363,300	-215,000	148,300
Cancellation	-	-	-59,000	-59,000
Export-Import Bank of the United States - Operations	125,500	147,500	176,900	29,400

¹ FY 2023 Adjusted Enacted is the same as the Enacted level for the EXIM Account.

The FY 2024 Budget estimates that the Export-Import Bank of the United States (EXIM) export credit support will total \$11.7 billion in lending activity and will be fully funded by receipts collected from the EXIM's users (except for the Office of Inspector General (OIG), which is funded by an appropriation). EXIM's receipts are expected to total \$215.0 million, including funds set aside to cover the cost of the agency's credit programs in FY 2024. These funds, treated as offsetting collections, will be used to pay \$136.3 million for administrative expenses and \$31.0 million in program budget. The FY 2024 request for EXIM also includes \$9.6 million for the expenses of the OIG. EXIM forecasts sending \$47.7 million (i.e., negative subsidy) to the U.S. Treasury as receipts in excess of expenses.

EXIM is an independent executive agency and a wholly owned U.S. government corporation. As the official export credit agency of the United States, EXIM supports U.S. exports by providing export financing through loan, guarantee, and insurance programs where the private sector is unable or unwilling to provide financing. By facilitating the financing of U.S. exports, EXIM helps U.S. companies support and maintain U.S. jobs. EXIM, one of more than 110 export credit agencies around the globe, actively helps level the playing field for businesses of all sizes in the competitive global marketplace.

EXIM's FY 2024 Budget is estimated to support 66,000 U.S. jobs and advance the Biden Administration's priorities to support the Partnership for Global Infrastructure and Investment and climate initiatives.

U.S. TRADE AND DEVELOPMENT AGENCY (USTDA)

(\$ in Thousands)	FY 2022 Actual	FY 2023 Adjusted Enacted ¹	FY 2024 Request	Change from FY 2023 Adjusted Enacted
USTDA	79,500	87,000	117,500	30,500

¹ FY 2023 Adjusted Enacted is the same as the Enacted level for the USTDA Account.

The FY 2024 request for the U.S. Trade and Development Agency (USTDA) of \$117.5 million will strengthen the Agency’s ability to help companies create U.S. jobs through the export of U.S. goods and services for priority infrastructure projects in emerging economies. USTDA links U.S. businesses to export opportunities by funding project preparation activities – feasibility studies, technical assistance, and pilot projects – and partnership-building activities, such as reverse trade missions, that create sustainable and climate-smart infrastructure and foster economic growth in partner countries. In carrying out its mission, USTDA prioritizes activities where there is a high likelihood for the export of U.S. goods and services that can match the development needs of the Agency’s overseas partners.

Over the past three decades, USTDA has utilized its specialized experience and unique toolkit to generate quantifiable results. In FY 2022, on average, USTDA’s activities generated \$136 in U.S. exports for every taxpayer dollar programmed. To maximize its return on appropriated funds, USTDA will prioritize support for clean energy, transportation, digital, and healthcare infrastructure projects in developing and middle-income countries around the world.

Across its programming, USTDA will continue to tackle global climate change and support energy security while leveling the playing field for U.S. exporters in the Indo-Pacific; Latin America and the Caribbean; Middle East, North Africa, Europe, and Eurasia; and sub-Saharan Africa regions, by:

- Providing critical project preparation assistance under the USTDA’s Global Partnership for Climate-Smart Infrastructure. Launched by the Administration during the 2021 Leaders Summit on Climate, this initiative is connecting U.S. industry to major clean energy and transportation infrastructure projects in emerging economies;
- Positioning U.S. industry to win strategically important major infrastructure projects against Chinese and other foreign government-supported competitors. USTDA engages at the most critical stages of the project development cycle when design choices and technical options are being defined and determined. The Agency leverages U.S. private sector expertise to define how projects will be designed, financed, and implemented, which is crucial for creating a level playing field; and
- Supporting value-based procurement methods through the Global Procurement Initiative to increase international competition, promote high-quality infrastructure and improve development outcomes.

The FY 2024 budget request proposes an increase of \$30.5 million over the FY 2023 enacted level. These appropriated funds will enable USTDA to advance foreign policy priorities including the Partnership for Global Infrastructure and Investment, Digital Transformation with Africa, and outcompeting China in the Indo-Pacific.

Partnership for Global Infrastructure and Investment:

The FY 2024 budget request will enable USTDA to prepare infrastructure projects for our interagency partners as well as U.S., international and multilateral financial institutions, in support of the Administration's goal to mobilize \$200 billion for PGII over the next five years. USTDA support will include technical and financial analysis, project risk mitigation, environmental and social impact assessments, and partnering with financiers to ensure that projects that are bankable move toward implementation. USTDA's budget request is estimated to leverage \$3.6 billion in private sector financing.

Digital Transformation with Africa:

USTDA intends to fund digital infrastructure development activities through the recently announced Digital Transformation with Africa Initiative (DTA). DTA is designed to expand affordable and inclusive digital access and connectivity, create needed jobs and entrepreneurship opportunities, and foster an enabling regulatory environment to promote the uptake of digital products and services on the African continent. Through DTA, USTDA will help lead U.S. government efforts to engage industry and deploy U.S. digital solutions that meet the needs of our African partners.

The Indo-Pacific Region:

USTDA will advance the U.S. government's Indo-Pacific Strategy by coordinating with regional partners and funding infrastructure development activities in support of the Indo-Pacific Economic Framework, the Pacific Islands Strategic Infrastructure Initiative, and other regional priorities. The budget request also includes direction to increase funding for digital and climate programming by \$8 million, respectively. USTDA will continue to work closely with our regional allies and partners to promote a free and open Indo-Pacific that is more connected, prosperous, secure, and resilient, creating modern and high-quality infrastructure solutions.

**U.S. INTERNATIONAL DEVELOPMENT FINANCE
CORPORATION (DFC)**

(\$ in Thousands)	FY 2022 Actual	FY 2023 Adjusted Enacted ¹	FY 2024 Request	Change from FY 2023 Adjusted Enacted
DFC Total	340,691	533,580	565,200	31,620
Subtotal, Admin/IG/Program	700,800	1,005,580	1,030,200	24,620
Administrative Expenses	198,000	220,000	243,000	23,000
Program	500,000	780,000	780,000	-
Inspector General	2,800	5,580	7,200	1,620
Offsetting Collections	-357,309	-472,000	-465,000	7,000
Other – Transfers, other Proposals ²	[50,000]	No Cap	[2,000,000]	[-]

¹ FY 2023 Adjusted Enacted is the same as the Enacted level for the DFC Account.

² The FY2024 President’s Budget separately proposes a \$2.0 billion mandatory appropriation to DFC’s Corporate Capital Account that will operate a revolving fund for equity investments. The revolving fund will use the initial \$2.0 billion funding to make investments and then reinvest any returns into new projects on a self-financing, revolving basis. As proposed, this amount would not require funds from the annual appropriation process.

The Biden Administration and Congress have given the U.S. International Development Finance Corporation (DFC) a dual mandate: to make highly developmental investments around the world with a focus on communities most in need, and to advance the foreign policy interests of the United States. DFC works with the private sector to respond to some of the world’s greatest challenges, from supporting energy security to promoting resilient health systems, from bolstering food security and agriculture to advancing large infrastructure projects. The agency also supports small businesses which drive economic growth and financial inclusion. Through these efforts, DFC reduces partner nations’ dependence on authoritarian regimes by offering a viable alternative to our strategic competitors and advancing critical foreign policy objectives. To scale the agency and its work at the ambitious pace called for by the Biden Administration and Congress, DFC needs the resources to execute at a level that exceeds its current capacities.

For FY 2024, DFC requests a budget of \$1.023 billion, consisting of \$780 million in program funds and \$243 million in administrative expenses. The \$780 million in program funds will be flexibly allocated across all of DFC’s financial products, such as loans, equity, and technical assistance. This level of resources is required to tackle the complex challenges with which the President and Congress have tasked DFC – particularly delivering quality, sustainable infrastructure under the Partnership for Global Infrastructure Investment (PGII) and responding more effectively to the challenge posed by strategic competitors.

Program Budget and Priorities

The FY 2024 program budget request of \$780 million will enable DFC to grow its portfolio by addressing the significant unmet financing needs in priority sectors and regions that align with United States development and foreign policy objectives. DFC's budget request will allow the agency to continue working in coordination with the private sector, the Department of State (State), the United States Agency for International Development (USAID), the Millennium Challenge Corporation (MCC), and others to advance core DFC and Administration priorities:

- **Infrastructure:** DFC is using its investment tools to help expand access to high-quality infrastructure. The agency will continue to support transportation infrastructure such as roads, ports, and airports. It is committed to expanding its digital infrastructure investments providing affordable, reliable, and trusted technologies.
- **Energy Access, Security, and Diversification:** Alongside the private sector, DFC financing supports the provision of reliable and secure sources of energy across the developing world. Investments may include nuclear, solar, wind, geothermal, biomass, fossil fuels, and green hydrogen. The agency looks to support a clean energy future consistent with the Administration's priorities. DFC will also work to improve supply chains, including in those sectors, like critical minerals, dominated by strategic competitors.
- **Health and Health Security:** Lack of access to healthcare prevents many in developing countries from receiving needed medical care, in turn preventing them from reaching their full potential. DFC is committed to creating a healthier world by investing in projects that improve pandemic preparedness and health system resilience, including investments in health services and infrastructure, health commodity manufacturing and supply chain, and digital health.
- **Food Security and Agriculture:** With the war in Ukraine and climate change driving global spikes in basic food prices, DFC is mobilizing financing for smallholder farmers, rural communities, agricultural inputs, storage and transport, and processing. DFC is committed to reducing food insecurity by investing in agricultural productivity and increasing yields.
- **Financial Inclusion and Small Businesses:** DFC is committed to supporting economic growth in underserved communities and investing in small businesses with a focus on support for women. Small businesses are the economic engine of many developing nations and play a critical role in providing stability and the agency is committed to continuing to support them.
- The budget also proposes \$2 billion in mandatory appropriations for additional equity investments, as part of the broad "Out-Compete China" Initiative to provide the agency with additional resources to support a viable alternative to strategic competitors' investments. This appropriation will be structured as a revolving fund on a cash basis to allow DFC to reinvest any realized returns from its initial investments. This would move the budgetary impact of this equity program outside of the annual appropriations process.

DFC's FY 2024 discretionary program request of \$780M will continue for DFC's broader program, including equity. The challenges and scale posed by the Out-Compete China Initiative are such that it calls for its own legislation and funding.

Administrative Budget

DFC requests \$243 million for FY 2024 administrative expenses. This request will primarily support increased staffing and other support costs needed to advance the agency's development and strategic foreign policy goals across key sectors. DFC will use the administrative budget to implement innovative and impact-driven programs and partnerships, to foster an effective and efficient organization, and to maintain a fiscally responsible agency. The increase over FY 2023 funding will support expanding DFC's overseas presence to better source quality and impactful projects in local markets; increasing underwriting capacity to grow DFC's portfolio; improving monitoring and evaluation of our developmental impact; and scaling mission support functions to meet staff and mandate growth.

DFC will use administrative resources to attract and retain the skilled and diverse personnel needed to achieve its development and foreign policy objectives. DFC will create a productive and positive work environment by providing training necessary to develop the requisite skills, knowledge, and cultural competencies to accomplish present and future mission objectives. DFC will direct administrative resources toward expanding stakeholder engagement and increasing the number of women and minority-owned U.S. businesses that receive agency project support and financing. Administrative resources will enable the Corporation to strengthen management and oversight structures for complex and higher risk transactions, ensuring DFC can identify risks, pursue opportunities, make prudent decisions, monitor results, and maximize the foreign policy and developmental value of its portfolio.

Office of the Inspector General

Due to the size and complexity of DFC's portfolio and its expanded development mandate, DFC requires its own Office of Inspector General (OIG). DFC OIG was created by the same legislation that created DFC, the Better Utilization of Investments Leading to Development Act of 2018 (BUILD Act), and derives its authority from the Inspector General Act of 1978, as amended (IG Act). The OIG's mission is to prevent, detect, and deter fraud, waste, and abuse in DFC's programs and operations. The OIG accomplishes its mission by conducting and supervising audits, investigations, inspections, and evaluations of DFC's investments, projects, systems, employees, and contractors. The OIG's work is designed to promote the economy, efficiency, and effectiveness of DFC's programs and operations.

The IG Act requires DFC OIG to maintain operational and administrative independence from DFC. With that in mind, the OIG will continue to prioritize hiring in FY 2024. At the close of FY 2023, the OIG will have 13 full-time equivalents (FTEs), which includes a team of experienced audit, investigative, legal, and support staff to oversee DFC's exposure, which is capped at \$60 billion.

DFC OIG requests \$7.2 million to fully fund the ability to accomplish its mission to ensure effective oversight of DFC in FY 2024, which is also the amount proposed in the President's FY 2024 budget. To support FY 2024 oversight activities and build a robust OIG function for DFC, the OIG will mobilize an Inspections and Evaluations (I&E) team to assess 10-12 DFC-funded projects around the world. OIG strongly believes the I&E program is essential to oversee and provide timely status of project progress and development impact as DFC's portfolio continues to grow. The I&E program will also provide immediate, real-time input regarding project status as well as determine efficiency, effectiveness, impact, and sustainability of DFC operations and programs. The OIG will make recommendations for improvement and identify where administrative action might be necessary. To support this effort, the OIG plans to hire an additional nine FTEs in FY 2024 including auditor/evaluators, investigators, investigative analysts, a data scientist, an attorney, and office operations support staff. This growth will permit the OIG to have "boots on the ground" to conduct inspections and evaluations of DFC projects and report on the impact of DFC investments. The OIG's request for \$7.2 million includes \$3.9 million to cover wages, allowing an increase in the workforce to a total of 22 experienced FTEs excluding

interns. To ensure OIG work complies with oversight standards, the request also includes \$0.25 million for the mandatory contribution to the Council of the Inspectors General on Integrity and Efficiency (CIGIE).

OIG mandatory and performance audits include but are not limited to, financial statements, Federal Information Security Modernization Act (FISMA), Payment Integrity Information Act, DFC's implementation of the BUILD Act, DFC-funded microfinance and renewable energy investments in India, and legislative request to follow up on DFC's compliance with appropriations. OIG investigations of alleged fraud, corruption, and inappropriate conduct have been vital, resulting in recovery of assets and prosecutorial interest. The OIG also has published Top Management Challenges, Semiannual Reports to Congress, and conducted reviews in response to congressional interest.

**DEPARTMENT OF STATE AND USAID OUT-COMPETE CHINA
MANDATORY BUDGET AUTHORITY**

(\$ in Thousands)	FY 2022 Actual	FY 2023 Adjusted Enacted	FY 2024 Request	Change from FY 2023 Request
Mandatory Programs¹	-	-	11,134,000	11,134,000
Compacts of Free Association (COFA)	-	-	7,134,000	7,134,000
International Infrastructure	-	-	2,000,000	2,000,000
Indo-Pacific	-	-	2,000,000	2,000,000

During these unprecedented and extraordinary times, the Budget requests both discretionary and mandatory resources to out-compete China and advance American prosperity globally. The Out-Compete mandatory proposal will strengthen the U.S. role in the Indo-Pacific and advance the U.S. economy by investing \$2 billion over five years to support “hard” critical international infrastructure through the Partnership for Global Infrastructure Investment (PGII); and \$2 billion over five years to bolster Indo-Pacific economies through economic competitiveness and secure and resilient supply chains in support of the Indo-Pacific Strategy. This international infrastructure funding and funding for the implementation of the IPS will help strengthen our alliances across the globe, unleash the economic potential of our partners, build economic opportunities for U.S. businesses, and advance our own vision for prosperous, open, transparent, and rules-based societies. These funds would be appropriated to State and USAID, with transfer authorities to other departments and agencies as outlined below. As part of this mandatory proposal, the President’s Budget also requests over \$7.1 billion to amend and extend economic provisions of the Compacts of Free Association with the Freely Associated States (FAS) of the Republic of the Marshall Islands, the Federated States of Micronesia, and the Republic of Palau. The proposal also includes \$2.0 billion for a new revolving fund for U.S. Development Finance Corporation (DFC) equity investments.

The PRC is the geopolitical challenge of our era – one that will test American diplomacy like few in recent memory. To truly “invest, align, compete” we need to demonstrate to partner nations around the globe that our commitment to support them is unwavering. Mandatory funding will demonstrate sustained, long-term U.S. commitment to partners and ensure that these necessarily long-term investments have a reliable, consistent source of funding. These are new and innovative funding streams that are not currently funded with our discretionary resources and will allow us to work in critical sectors where we have seen requests for assistance from our partners and allies far outstrip our ability to provide.

Compacts of Free Association (COFA) (\$7.1 billion):

The request continues to fully support the negotiations to amend and extend economic assistance and federal programs and services relating to the COFA over the next 20 years. The request includes \$6.5

¹ In addition to amounts here, the FY 2024 President’s Budget includes mandatory funding for the Development Finance Corporation and the Japan-U.S. Friendship Commission, as part of a broader proposal to outcompete China globally.

billion in economic assistance and \$634 million for continued U.S. Postal Service (USPS) services to the FAS, for a total of over \$7.1 billion over the 20-year period. The proposal requests a mandatory appropriation at the Department of State (State), as well as language allowing for continued implementation of agreements relating to the COFA at the Department of the Interior (Interior) and payments to the Postal Service Fund. A full legislative proposal will be transmitted upon completion of the Compact related negotiation process.

International Infrastructure (\$2.0 billion):

The request includes \$2 billion in mandatory spending over five years to establish an International Infrastructure Fund that will advance strategic “hard” infrastructure projects, particularly for projects that align with U.S. strategic interests in countries that are vulnerable to malign influence by strategic competitors. Such projects could include: ports and other transportation projects, energy diversification, information and communications technology (ICT) infrastructure cable assets; mobile and wireless networks; subsea cables and landing stations. These projects will advance quality infrastructure that is fairly and transparently financed, while providing opportunities for the U.S.G. and U.S. companies to better meet the infrastructure needs of low- and middle-income countries around the world. Of this funding, at least \$200 million will be transferred to the Millennium Challenge Corporation. Additional funds may be transferred to other implementing agencies such as the Development Finance Corporation (DFC), EXIM, or the U.S. Trade and Development Agency (USTDA), as appropriate.

Indo-Pacific Strategy (2.0 billion):

The request includes \$2.0 billion in mandatory funding over five years to support the implementation of the IPS, in addition to amounts requested as discretionary funding for State and USAID. IPS mandatory spending will support our economic strategy in the region, including to make Indo-Pacific economies more resilient and connected and support our partners in pushing back against predatory PRC expansion efforts. Funding will help build alternative supply chains in key sectors, support the regional deployment and international connectivity, and strengthen our regional partners’ cybersecurity abilities and ability to resist the PRC’s model of digital authoritarianism. For example, these mandatory funds will enhance connectivity within the Pacific Islands region and with the world through a focus on key logistics, transportation, and technologies. Funds will also leverage private-sector solutions to advance strategic projects and commercial priorities in the region. Funds may be transferred to other implementing agencies (like the DFC, EXIM, MCC, or USTDA), as appropriate.

INTERNATIONAL TRADE COMMISSION (ITC)

(\$ in Thousands)	FY 2022 Actual	FY 2023 Adjusted Enacted ¹	FY 2024 Request	Change from FY 2023 Adjusted Enacted
ITC	108,458	122,400	130,980	8,580

¹ FY 2023 Adjusted Enacted is the same as the Enacted level for the ITC Account.

The U.S. International Trade Commission (Commission) is an independent, nonpartisan Federal agency with broad investigative responsibilities on matters of trade. In accordance with its statutory mandate, the Commission investigates and makes determinations in proceedings involving imports claimed to injure a domestic industry or violate U.S. intellectual property rights; provides independent analysis and information on tariffs, trade, and competitiveness; and maintains the U.S. tariff schedule. For FY 2024, the Commission requests an appropriation of \$131.0 million to support its authorized operations. Pursuant to section 175 of the Trade Act of 1974, the budget estimates for the Commission are transmitted to Congress without revision by the President.

FOREIGN CLAIMS SETTLEMENT COMMISSION

(\$ in Thousands)	FY 2022 Actual	FY 2023 Adjusted Enacted ¹	FY 2024 Request	Change from FY 2023 Adjusted Enacted
Foreign Claims Settlement Commission	1,894	2,504	2,610	106

¹ FY 2023 Adjusted Enacted is the same as the Enacted level for the Foreign Claims Settlement Commission.

The Foreign Claims Settlement Commission (FCSC) is a quasi-judicial, independent agency within the Department of Justice. Its principal mission is to adjudicate claims of U.S. nationals against foreign governments, under specific jurisdiction conferred by Congress, pursuant to international claims settlement agreements, or at the request of the Secretary of State.

The FY 2024 request for FCSC provides \$2.6 million to continue evaluating claims of U.S. nationals against foreign governments under claims settlement agreements, as well as maintaining the decisions and records of past claims programs and continue building and modernizing both current and past claims programs records by creating and updating the relevant databases.

ACCOUNT TABLES

Global Health Programs - USAID (GHP-USAID)

(\$ in thousands)

	FY 2022 Initial Actual	FY 2023 Enacted	FY 2024 Request
GHP-USAID Total	3,880,000	4,165,950	4,058,000
Africa	2,022,840	*	2,127,000
Angola	22,000	*	29,000
Benin	34,000	*	40,500
Burkina Faso	55,000	*	60,500
Burundi	21,000	*	27,000
Cameroon	30,500	*	32,500
Central African Republic	1,000	*	800
Cote d'Ivoire	47,500	*	54,750
Democratic Republic of the Congo	143,500	*	147,500
Ethiopia	142,000	*	145,000
Gambia, The	-	*	2,000
Ghana	64,640	*	68,750
Guinea	39,000	*	42,500
Kenya	121,000	*	127,250
Liberia	41,000	*	43,500
Madagascar	67,000	*	70,000
Malawi	73,500	*	76,750
Mali	76,000	*	80,500
Mozambique	94,000	*	94,500
Niger	47,500	*	54,000
Nigeria	213,000	*	217,250
Rwanda	48,000	*	49,500
Senegal	69,500	*	72,500
Sierra Leone	37,000	*	42,500
Somalia	1,500	*	1,200
South Africa	70,000	*	70,000
South Sudan	26,000	*	33,000
Sudan	2,000	*	5,600
Tanzania	137,500	*	137,500
Togo	-	*	4,000
Uganda	135,000	*	137,500

Global Health Programs - USAID (GHP-USAID)

(\$ in thousands)

	FY 2022 Initial Actual	FY 2023 Enacted	FY 2024 Request
Zambia	89,300	*	90,800
Zimbabwe	27,700	*	27,200
USAID Africa Regional	19,700	*	14,900
USAID East Africa Regional	1,000	*	1,000
USAID Sahel Regional Program	12,000	*	10,500
USAID West Africa Regional	13,500	*	14,750
East Asia and Pacific	187,378	*	196,300
Burma	27,378	*	26,500
Cambodia	28,000	*	27,000
Indonesia	46,500	*	48,250
Laos	11,500	*	7,000
Philippines	43,000	*	45,250
Thailand	-	*	2,000
Timor-Leste	2,000	*	2,800
Vietnam	17,000	*	19,000
Pacific Islands Regional	5,000	*	7,500
USAID Regional Development Mission-Asia (RDM/A)	7,000	*	11,000
Europe and Eurasia	21,200	*	22,950
Azerbaijan	-	*	4,000
Georgia	4,000	*	-
Ukraine	16,000	*	17,500
Europe and Eurasia Regional	1,200	*	1,450
Near East	19,000	*	24,700
Egypt	5,000	*	6,000
Jordan	4,000	*	2,000
Yemen	10,000	*	16,450
USAID Middle East Regional (MER)	-	*	250
South and Central Asia	259,810	*	270,400
Afghanistan	12,000	*	12,000
Bangladesh	83,500	*	86,000
India	46,500	*	48,200
Kazakhstan	6,000	*	8,000

Global Health Programs - USAID (GHP-USAID)

(\$ in thousands)

	FY 2022 Initial Actual	FY 2023 Enacted	FY 2024 Request
Kyrgyz Republic	10,000	*	11,500
Nepal	44,310	*	43,500
Pakistan	30,500	*	32,000
Tajikistan	15,000	*	15,700
Uzbekistan	10,000	*	11,500
Central Asia Regional	2,000	*	2,000
Western Hemisphere	91,500	*	119,500
Barbados and Eastern Caribbean	-	*	2,500
Brazil	4,000	*	6,000
Colombia	9,000	*	9,000
Dominican Republic	-	*	4,000
El Salvador	4,000	*	5,000
Guatemala	19,000	*	25,000
Haiti	24,500	*	33,000
Honduras	5,000	*	6,000
Jamaica	4,000	*	5,000
Peru	6,000	*	8,500
Venezuela	5,000	*	4,000
USAID Latin America and Caribbean Regional	11,000	*	11,500
USAID Asia Regional	8,000	*	9,500
USAID Asia Regional	8,000	*	9,500
DDI - Bureau for Development, Democracy and Innovation	27,500	*	30,000
DDI - Inclusive Development Hub	27,087	*	30,000
USAID Bureau for Development, Democracy, and Innovation (DDI)	413	*	-
GH - Global Health	316,877	*	331,805
Global Health - Core	316,877	*	331,805
GH - International Partnerships	925,895	*	925,845
GH/IP - Commodity Fund	20,335	*	20,335
GH/IP - Emergency Reserve Fund	-	*	90,000
GH/IP - GAVI, the Vaccine Alliance	290,000	*	300,000
GH/IP - Global Health Security in Development	397,000	*	40,000

Global Health Programs - USAID (GHP-USAID)

(\$ in thousands)

	FY 2022 Initial Actual	FY 2023 Enacted	FY 2024 Request
GH/IP - Global Health Workers Initiative	-	*	20,000
GH/IP - Health Resilience Fund	-	*	10,000
GH/IP - HIV Vaccine Research and Development	-	*	28,710
GH/IP - International AIDS Vaccine Initiative (IAVI)	28,710	*	-
GH/IP - Iodine Deficiency Disorder (IDD)	2,500	*	2,500
GH/IP - MDR Financing	19,850	*	19,800
GH/IP - Microbicides	45,000	*	45,000
GH/IP - Multilateral Organizations	-	*	220,000
GH/IP - Neglected Tropical Diseases (NTD)	107,500	*	114,500
GH/IP - TB Drug Facility	15,000	*	15,000

Global Health Programs - State (GHP-State)

(\$ in thousands)

	FY 2022 Initial Actual	FY 2023 Enacted	FY 2024 Request
GHP-STATE Total	5,950,000	6,395,000	6,870,000
Africa	3,598,529	*	3,579,600
Angola	10,678	*	20,000
Benin	5,908	*	-
Botswana	41,195	*	50,000
Burkina Faso	8,488	*	-
Burundi	23,917	*	23,000
Cameroon	78,209	*	75,000
Cote d'Ivoire	97,382	*	85,000
Democratic Republic of the Congo	110,575	*	102,000
Eswatini	63,943	*	62,500
Ethiopia	96,024	*	85,000
Ghana	11,328	*	-
Kenya	297,799	*	287,500
Lesotho	67,996	*	60,000
Liberia	7,910	*	-
Malawi	162,085	*	160,000
Mali	8,816	*	-
Mozambique	381,017	*	390,000
Namibia	78,993	*	67,000
Nigeria	349,187	*	332,000
Rwanda	61,565	*	55,000
Senegal	5,966	*	-
Sierra Leone	7,800	*	-
South Africa	378,770	*	367,000
South Sudan	39,266	*	39,800
Tanzania	343,238	*	362,500
Togo	10,820	*	-
Uganda	324,598	*	353,700
Zambia	325,049	*	364,600
Zimbabwe	198,030	*	170,000
USAID West Africa Regional	1,977	*	68,000

Global Health Programs - State (GHP-State)

(\$ in thousands)

	FY 2022 Initial Actual	FY 2023 Enacted	FY 2024 Request
East Asia and Pacific	88,303	*	95,000
Burma	13,749	*	-
Cambodia	5,519	*	-
Indonesia	10,802	*	-
Laos	1,501	*	-
Papua New Guinea	3,290	*	-
Philippines	7,442	*	-
Thailand	10,594	*	-
Vietnam	30,575	*	30,000
State East Asia and Pacific Regional	4,831	*	65,000
Europe and Eurasia	37,833	*	53,000
Ukraine	37,833	*	53,000
South and Central Asia	34,428	*	35,000
India	19,153	*	-
Kazakhstan	2,640	*	-
Kyrgyz Republic	3,693	*	-
Nepal	5,432	*	-
Tajikistan	3,510	*	-
State South and Central Asia Regional	-	*	35,000
Western Hemisphere	191,282	*	190,000
Colombia	2,861	*	-
Dominican Republic	21,303	*	20,000
El Salvador	10,252	*	-
Guatemala	12,560	*	-
Haiti	103,081	*	100,000
Honduras	7,506	*	-
Jamaica	13,203	*	-
Nicaragua	1,960	*	-
Panama	11,282	*	-
Peru	2,038	*	-
Trinidad and Tobago	1,442	*	-
Venezuela	3,600	*	-

Global Health Programs - State (GHP-State)

(\$ in thousands)

	FY 2022 Initial Actual	FY 2023 Enacted	FY 2024 Request
State Central America Regional	-	*	43,600
State Western Hemisphere Regional	194	*	26,400
GHSD - Bureau of Global Health Security and Diplomacy	-	*	2,917,400
GHSD - Pandemic Fund	-	*	500,000
PEPFAR - Centrally Supported Systems	-	*	55,000
PEPFAR - International Partnerships	-	*	2,050,000
PEPFAR - Oversight/Management	-	*	312,400
Office of the Global AIDS Coordinator (S/GAC)	1,999,625	*	-
S/GAC - Additional Funding for Country Programs	339,625	*	-
S/GAC - Centrally Supported Systems	25,000	*	-
S/GAC - International Partnerships	1,610,000	*	-
S/GAC - Oversight/Management	25,000	*	-

Development Assistance (DA)

(\$ in thousands)

	FY 2022 Initial Actual	FY 2023 Enacted	FY 2024 Request
DA Total	4,140,494	4,368,613	5,425,697
Africa	1,527,265	*	1,835,832
Benin	1,000	*	1,000
Burkina Faso	6,600	*	8,000
Burundi	3,000	*	3,000
Cameroon	4,000	*	4,000
Central African Republic	3,000	*	6,000
Chad	4,900	*	5,000
Cote d'Ivoire	4,000	*	6,000
Democratic Republic of the Congo	95,000	*	98,000
Djibouti	4,378	*	7,000
Ethiopia	85,150	*	55,150
Gambia, The	2,000	*	2,000
Ghana	58,037	*	66,100
Guinea	2,600	*	3,000
Kenya	76,878	*	87,313
Liberia	70,500	*	66,815
Madagascar	26,128	*	24,628
Malawi	60,000	*	73,170
Mali	61,460	*	61,460
Mauritania	1,000	*	2,000
Mozambique	63,000	*	78,600
Niger	42,600	*	50,737
Nigeria	58,100	*	67,101
Rwanda	40,173	*	41,500
Senegal	68,000	*	65,500
Sierra Leone	2,600	*	2,000
Somalia	55,000	*	67,000
South Africa	6,300	*	11,000
South Sudan	55,000	*	31,839
Sudan	29,000	*	43,100
Tanzania	43,900	*	59,500

Development Assistance (DA)

(\$ in thousands)

	FY 2022 Initial Actual	FY 2023 Enacted	FY 2024 Request
Uganda	52,524	*	66,757
Zambia	38,450	*	49,841
Zimbabwe	26,500	*	22,500
USAID Africa Regional	169,561	*	328,285
USAID Central Africa Regional	62,500	*	73,000
USAID East Africa Regional	31,844	*	39,100
USAID Sahel Regional Program	28,000	*	50,068
USAID Southern Africa Regional	38,891	*	50,741
USAID West Africa Regional	45,691	*	58,027
East Asia and Pacific	447,970	*	567,574
Burma	45,000	*	45,000
Cambodia	58,000	*	58,000
Indonesia	63,581	*	91,750
Laos	29,000	*	32,000
Marshall Islands	650	*	2,000
Micronesia	450	*	2,000
Mongolia	7,000	*	7,500
Papua New Guinea	10,000	*	32,250
Philippines	70,350	*	80,300
Thailand	7,000	*	9,750
Timor-Leste	16,000	*	19,800
Vietnam	75,000	*	98,400
Pacific Islands Regional	41,939	*	71,450
USAID Regional Development Mission-Asia (RDM/A)	24,000	*	17,374
Near East	29,500	*	22,707
Morocco	10,000	*	10,000
Tunisia	10,500	*	-
USAID Middle East Regional (MER)	9,000	*	12,707
South and Central Asia	243,100	*	396,780
Bangladesh	122,200	*	149,240
India	28,500	*	82,465
Maldives	6,200	*	11,835

Development Assistance (DA)

(\$ in thousands)

	FY 2022 Initial Actual	FY 2023 Enacted	FY 2024 Request
Nepal	57,700	*	105,487
Sri Lanka	27,500	*	46,753
USAID South Asia Regional	1,000	*	1,000
Western Hemisphere	656,535	*	970,738
Barbados and Eastern Caribbean	14,250	*	20,500
Brazil	25,000	*	35,000
Colombia	80,000	*	103,000
Dominican Republic	21,692	*	21,895
Ecuador	27,000	*	27,000
El Salvador	84,000	*	119,000
Guatemala	85,500	*	138,702
Haiti	59,000	*	113,200
Honduras	95,000	*	129,650
Jamaica	6,500	*	6,000
Mexico	3,950	*	-
Nicaragua	15,000	*	15,000
Paraguay	4,000	*	4,000
Peru	45,671	*	55,035
USAID Caribbean Development Program	8,938	*	17,000
USAID Central America Regional	33,000	*	85,178
USAID Latin America and Caribbean Regional	21,034	*	25,178
USAID South America Regional	27,000	*	55,400
USAID Asia Regional	17,000	*	64,800
USAID Asia Regional	17,000	*	64,800
CPS - Bureau for Conflict Prevention and Stabilization	29,500	*	39,500
Center for the Prevention of Conflict and Violence (CVP)	3,000	*	39,500
USAID Bureau for Conflict Prevention and Stabilization (CPS)	26,500	*	-
DDI - Bureau for Development, Democracy and Innovation	752,169	*	622,739
DDI - Center for Democracy, Human Rights, and Governance (DRG)	130,903	*	-
DDI - Center for Economics and Market-Development	11,820	*	30,000
DDI - Center for Education	176,144	*	121,800

Development Assistance (DA)

(\$ in thousands)

	FY 2022 Initial Actual	FY 2023 Enacted	FY 2024 Request
DDI - Center for Environment, Energy, and Infrastructure	90,922	*	-
DDI - Environmental and Social Risk Management (ESRM)	2,955	*	-
DDI - Gender Equality and Women's Empowerment Hub	21,867	*	175,851
DDI - Inclusive Development Hub	57,673	*	56,250
DDI - Innovation, Technology, and Research Hub (ITR)	68,951	*	139,128
DDI - Local, Faith-based & Transformative Partnerships	121,038	*	69,710
DDI - Private Sector Engagement Hub (PSE)	61,070	*	30,000
USAID Bureau for Development, Democracy, and Innovation (DDI)	8,826	*	-
DRG - Bureau for Democracy, Human Rights, and Governance	-	*	286,250
Democracy, Human Rights, and Governance (DRG)	-	*	286,250
Other Funding	80,000	*	27,500
Countering PRC Influence Fund (CPIF)	60,000	*	27,500
To Be Programmed	20,000	*	-
PLR - Bureau for Planning, Learning, and Resource Management	-	*	17,000
USAID Planning, Learning, and Resource Management (PLR)	-	*	17,000
PPL - Policy, Planning and Learning	15,100	*	-
USAID Policy, Planning and Learning (PPL)	15,100	*	-
REFS - Bureau for Resilience, Environment, and Food Security	-	*	559,047
USAID Bureau for Resilience, Environment, and Food Security (REFS)	-	*	559,047
RFS - Bureau for Resilience and Food Security	337,125	*	-
USAID Bureau for Resilience and Food Security (RFS)	337,125	*	-
USAID Program Management Initiatives	5,230	*	5,230
USAID Program Management Initiatives	5,230	*	5,230
USAID Office of Diversity, Equity, Inclusion, and Access	-	*	3,000
Office of Diversity, Equity, Inclusion, and Access (ODEIA)	-	*	3,000
USAID Office of the Chief Economist	-	*	7,000
USAID Office of the Chief Economist (OCE)	-	*	7,000

Economic Support Fund (ESF)

(\$ in thousands)

	FY 2022 Initial Actual	FY 2022 Ukraine 1 Initial Actual ¹	FY 2022 Ukraine 2 Initial Actual ²	FY 2023 Adjusted Enacted	FY 2023 Ukraine 3 Supplemental Enacted ³	FY 2023 Adjusted Ukraine 4 Supplemental Enacted ⁴	FY 2024 Request
ESF Total	4,099,000	621,000	8,766,000	4,301,301	4,500,000	12,966,500	5,391,491
Africa	39,100	-	336,500	*	*	*	57,600
African Union	1,600	-	-	*	*	*	1,600
Burkina Faso	-	-	11,000	*	*	*	-
Central African Republic	3,000	-	-	*	*	*	-
Democratic Republic of the Congo	-	-	37,000	*	*	*	-
Ethiopia	-	-	55,000	*	*	*	-
Ghana	-	-	2,500	*	*	*	-
Guinea	-	-	7,000	*	*	*	-
Kenya	-	-	20,000	*	*	*	-
Liberia	-	-	4,000	*	*	*	-
Madagascar	-	-	10,000	*	*	*	-
Malawi	-	-	12,000	*	*	*	-
Mali	-	-	17,000	*	*	*	-
Mozambique	-	-	10,000	*	*	*	-
Niger	-	-	9,000	*	*	*	-
Nigeria	-	-	17,000	*	*	*	-
Rwanda	-	-	7,000	*	*	*	-
Senegal	-	-	12,000	*	*	*	-
Sierra Leone	-	-	4,000	*	*	*	-
Somalia	-	-	15,000	*	*	*	-
South Sudan	2,500	-	3,000	*	*	*	-
Sudan	1,000	-	-	*	*	*	-
Tanzania	-	-	10,000	*	*	*	-
Uganda	-	-	20,000	*	*	*	-
Zambia	-	-	9,000	*	*	*	-
Zimbabwe	-	-	5,000	*	*	*	-
ADAPT	-	-	-	*	*	*	25,000
State Africa Regional	31,000	-	-	*	*	*	31,000

Economic Support Fund (ESF)

(\$ in thousands)

	FY 2022 Initial Actual	FY 2022 Ukraine 1 Initial Actual ¹	FY 2022 Ukraine 2 Initial Actual ²	FY 2023 Adjusted Enacted	FY 2023 Ukraine 3 Supplemental Enacted ³	FY 2023 Adjusted Ukraine 4 Supplemental Enacted ⁴	FY 2024 Request
USAID Sahel Regional Program	-	-	15,000	*	*	*	-
USAID Southern Africa Regional	-	-	11,000	*	*	*	-
USAID West Africa Regional	-	-	14,000	*	*	*	-
East Asia and Pacific	142,250	-	19,000	*	*	*	227,830
Burma	50,000	-	13,000	*	*	*	35,000
China	12,000	-	-	*	*	*	-
Mongolia	-	-	2,000	*	*	*	-
North Korea	5,000	-	-	*	*	*	-
Papua New Guinea	2,500	-	-	*	*	*	-
Thailand	7,000	-	-	*	*	*	-
Timor-Leste	-	-	4,000	*	*	*	-
Vietnam	25,000	-	-	*	*	*	15,000
ASEAN	-	-	-	*	*	*	72,600
Pacific Islands Regional	-	-	-	*	*	*	3,600
State East Asia and Pacific Regional	7,800	-	-	*	*	*	101,630
USAID Regional Development Mission-Asia (RDM/A)	32,950	-	-	*	*	*	-
Europe and Eurasia	3,000	621,000	8,026,000	*	*	*	5,000
Albania	-	-	150	*	*	*	-
Azerbaijan	-	-	2,000	*	*	*	-
Belarus	-	-	5,000	*	*	*	-
Bosnia and Herzegovina	-	-	2,750	*	*	*	-
Georgia	-	-	5,000	*	*	*	-
International Fund for Ireland	3,000	-	-	*	*	*	-
Moldova	-	-	49,500	*	*	*	-
Montenegro	-	-	350	*	*	*	-
Ukraine	-	621,000	7,936,000	*	*	*	-
Europe and Eurasia Regional	-	-	25,250	*	*	*	5,000
Near East	2,057,240	-	79,000	*	*	*	2,042,016

Economic Support Fund (ESF)

(\$ in thousands)

	FY 2022 Initial Actual	FY 2022 Ukraine 1 Initial Actual ¹	FY 2022 Ukraine 2 Initial Actual ²	FY 2023 Adjusted Enacted	FY 2023 Ukraine 3 Supplemental Enacted ³	FY 2023 Adjusted Ukraine 4 Supplemental Enacted ⁴	FY 2024 Request
Algeria	1,500	-	-	*	*	*	1,500
Egypt	125,000	-	35,000	*	*	*	125,000
Iraq	150,000	-	2,000	*	*	*	150,000
Jordan	1,203,400	-	-	*	*	*	1,035,800
Lebanon	98,097	-	14,500	*	*	*	112,500
Libya	14,800	-	-	*	*	*	12,500
Morocco	10,000	-	2,000	*	*	*	10,000
Syria	57,449	-	13,000	*	*	*	80,000
Tunisia	12,000	-	-	*	*	*	14,500
West Bank and Gaza	219,000	-	-	*	*	*	225,000
Yemen	17,771	-	12,500	*	*	*	20,000
MENA Opportunity Fund	-	-	-	*	*	*	90,000
Middle East Multilaterals (MEM)	-	-	-	*	*	*	500
Middle East Partnership Initiative (MEPI)	25,500	-	-	*	*	*	27,200
Middle East Regional Cooperation (MERC)	6,000	-	-	*	*	*	5,000
Near East Regional Democracy	55,000	-	-	*	*	*	65,000
Nita Lowey ME Peace Fund	50,000	-	-	*	*	*	50,000
State NEA Regional	-	-	-	*	*	*	9,500
USAID Middle East Regional (MER)	11,723	-	-	*	*	*	8,016
South and Central Asia	218,095	-	64,000	*	*	*	230,822
Afghanistan	122,881	-	-	*	*	*	122,881
Bangladesh	-	-	2,500	*	*	*	-
Bhutan	1,000	-	-	*	*	*	2,000
India	20,300	-	-	*	*	*	-
Kyrgyz Republic	-	-	1,500	*	*	*	-
Maldives	2,000	-	-	*	*	*	1,200
Nepal	17,300	-	15,000	*	*	*	-
Pakistan	39,614	-	10,000	*	*	*	82,000
Sri Lanka	6,000	-	20,000	*	*	*	3,697

Economic Support Fund (ESF)

(\$ in thousands)

	FY 2022 Initial Actual	FY 2022 Ukraine 1 Initial Actual ¹	FY 2022 Ukraine 2 Initial Actual ²	FY 2023 Adjusted Enacted	FY 2023 Ukraine 3 Supplemental Enacted ³	FY 2023 Adjusted Ukraine 4 Supplemental Enacted ⁴	FY 2024 Request
Tajikistan	-	-	13,000	*	*	*	-
Uzbekistan	-	-	2,000	*	*	*	-
State South and Central Asia Regional	9,000	-	-	*	*	*	19,044
Western Hemisphere	437,413	-	64,000	*	*	*	532,100
Barbados and Eastern Caribbean	-	-	10,000	*	*	*	-
Colombia	141,000	-	6,000	*	*	*	122,000
Cuba	20,000	-	-	*	*	*	20,000
Dominican Republic	-	-	3,000	*	*	*	-
Guatemala	-	-	20,000	*	*	*	-
Haiti	5,500	-	15,000	*	*	*	-
Honduras	-	-	10,000	*	*	*	-
Mexico	56,750	-	-	*	*	*	60,700
Venezuela	40,000	-	-	*	*	*	50,000
Organization of American States (OAS)	5,000	-	-	*	*	*	-
State Central America Regional	111,000	-	-	*	*	*	167,500
State Western Hemisphere Regional	43,000	-	-	*	*	*	106,900
USAID Caribbean Development Program	6,500	-	-	*	*	*	-
USAID Central America Regional	2,000	-	-	*	*	*	-
USAID Latin America and Caribbean Regional	6,663	-	-	*	*	*	5,000
CPS - Bureau for Conflict Prevention and Stabilization	5,000	-	-	*	*	*	-
USAID Bureau for Conflict Prevention and Stabilization (CPS)	5,000	-	-	*	*	*	-
CSO - Conflict and Stabilization Operations	3,500	-	-	*	*	*	7,500
State Bureau of Conflict and Stabilization Operations (CSO)	3,500	-	-	*	*	*	7,500
CT - Bureau of Counterterrorism	7,500	-	-	*	*	*	7,500
Bureau of Counterterrorism (CT)	7,500	-	-	*	*	*	7,500
CDP - Bureau of Cyberspace and Digital Policy	17,000	-	-	*	*	*	39,394

Economic Support Fund (ESF)

(\$ in thousands)

	FY 2022 Initial Actual	FY 2022 Ukraine 1 Initial Actual ¹	FY 2022 Ukraine 2 Initial Actual ²	FY 2023 Adjusted Enacted	FY 2023 Ukraine 3 Supplemental Enacted ³	FY 2023 Adjusted Ukraine 4 Supplemental Enacted ⁴	FY 2024 Request
Bureau of Cyberspace and Digital Policy (CDP)	17,000	-	-	*	*	*	39,394
DDI - Bureau for Development, Democracy and Innovation	107,031	-	-	*	*	*	60,000
DDI - Center for Democracy, Human Rights, and Governance (DRG)	9,162	-	-	*	*	*	-
DDI - Center for Education	1,331	-	-	*	*	*	-
DDI - Center for Environment, Energy, and Infrastructure	2,758	-	-	*	*	*	-
DDI - Gender Equality and Women's Empowerment Hub	78,800	-	-	*	*	*	-
DDI - Innovation, Technology, and Research Hub (ITR)	985	-	-	*	*	*	-
DDI - Local, Faith-based & Transformative Partnerships	12,411	-	-	*	*	*	-
DDI - Private Sector Engagement Hub (PSE)	-	-	-	*	*	*	60,000
USAID Bureau for Development, Democracy, and Innovation (DDI)	1,584	-	-	*	*	*	-
DRL - Democracy, Human Rights and Labor	68,290	-	-	*	*	*	95,025
State Democracy, Human Rights, and Labor (DRL)	68,290	-	-	*	*	*	95,025
EB - Economic and Business Affairs	7,000	-	11,000	*	*	*	7,000
Bureau of Economic and Business Affairs (EB)	7,000	-	11,000	*	*	*	7,000
ENR - Energy Resources	4,000	-	-	*	*	*	74,525
Bureau for Energy Resources (ENR)	4,000	-	-	*	*	*	74,525
R/GEC - Global Engagement Center	1,500	-	-	*	*	*	3,000
R/GEC - Global Engagement Center	1,500	-	-	*	*	*	3,000
GHSD - Bureau of Global Health Security and Diplomacy	-	-	-	*	*	*	2,000
GHSD - Global Health Security	-	-	-	*	*	*	2,000
GP - Office of Global Partnerships	1,800	-	-	*	*	*	4,000
State Office of Global Partnerships (E/GP)	1,800	-	-	*	*	*	4,000

Economic Support Fund (ESF)

(\$ in thousands)

	FY 2022 Initial Actual	FY 2022 Ukraine 1 Initial Actual ¹	FY 2022 Ukraine 2 Initial Actual ²	FY 2023 Adjusted Enacted	FY 2023 Ukraine 3 Supplemental Enacted ³	FY 2023 Adjusted Ukraine 4 Supplemental Enacted ⁴	FY 2024 Request
IO - International Organizations	-	-	20,000	*	*	*	-
IO - UN Food and Agriculture Organization (FAO)	-	-	20,000	*	*	*	-
ISN - International Security and Nonproliferation	-	-	-	*	*	*	1,400
State International Security and Nonproliferation (ISN)	-	-	-	*	*	*	1,400
J/GCJ – Office of Global Criminal Justice	5,000	-	-	*	*	*	-
State Office of Global Criminal Justice (GCJ)	5,000	-	-	*	*	*	-
OES - Oceans and International Environmental and Scientific Affairs	190,831	-	74,000	*	*	*	1,289,019
OES/ OMC South Pacific Forum Fisheries (SPFF)	31,000	-	-	*	*	*	60,000
OES/ECW Lacey	2,000	-	-	*	*	*	1,750
OES/ECW Water	1,671	-	-	*	*	*	2,500
OES/EGC Office of Global Change	-	-	-	*	*	*	411,069
OES/ENV Free Trade Agreement (FTA)	-	-	-	*	*	*	1,500
OES/ENV Mercury and Air Quality	3,000	-	-	*	*	*	3,500
OES/GCF Green Climate Fund	-	-	-	*	*	*	800,000
OES/OP Other Programs	2,500	-	-	*	*	*	8,700
State Oceans and International Environmental and Scientific Affairs (OES)	150,660	-	74,000	*	*	*	-
Office of the Under Secretary for Civilian Security, Democracy, and Human Rights (J)	-	-	-	*	*	*	10,000
Office of the Under Secretary for Civilian Security, Democracy, and Human Rights (J)	-	-	-	*	*	*	10,000
Office of Foreign Assistance	1,450	-	-	*	*	*	1,760
Foreign Assistance Program Evaluation	1,450	-	-	*	*	*	1,760
Other Funding	772,000	-	17,500	*	*	*	569,000
Atlantic Partnership	-	-	-	*	*	*	47,000
Countering PRC Influence Fund (CPIF)	77,000	-	-	*	*	*	42,500
Global Concessional Financing	20,000	-	-	*	*	*	40,000

Economic Support Fund (ESF)

(\$ in thousands)

	FY 2022 Initial Actual	FY 2022 Ukraine 1 Initial Actual ¹	FY 2022 Ukraine 2 Initial Actual ²	FY 2023 Adjusted Enacted	FY 2023 Ukraine 3 Supplemental Enacted ³	FY 2023 Adjusted Ukraine 4 Supplemental Enacted ⁴	FY 2024 Request
Partnership for Global Infrastructure and Investment (PGII) Fund	-	-	-	*	*	*	250,000
Prevention and Stabilization Fund	70,000	-	-	*	*	*	114,500
To Be Programmed	40,000	-	17,500	*	*	*	-
To Be Programmed - Afridi Withholding	25,000	-	-	*	*	*	-
To Be Programmed - Climate Reserve	505,000	-	-	*	*	*	-
To Be Programmed - Ex Post Evaluations	10,000	-	-	*	*	*	-
To Be Programmed – Ocean Plastics	25,000	-	-	*	*	*	-
Vision for Adaptive Crops and Seeds	-	-	-	*	*	*	75,000
REFS - Bureau for Resilience, Environment, and Food Security	-	-	-	*	*	*	75,000
USAID Bureau for Resilience, Environment, and Food Security (REFS)	-	-	-	*	*	*	75,000
RFS - Bureau for Resilience and Food Security	-	-	55,000	*	*	*	-
USAID Bureau for Resilience and Food Security (RFS)	-	-	55,000	*	*	*	-
Special Representatives	10,000	-	-	*	*	*	50,000
S/GWI - Ambassador-at-Large for Global Women's Issues	10,000	-	-	*	*	*	50,000

1/ FY 2022 Ukraine 1 -Ukraine Supplemental Appropriations Act, 2022 (FY 2022 USAA; Div. N, P.L. 117-103)

2/ FY 2022 Ukraine 2 - Ukraine Supplemental Appropriations Act, 2022 (FY 2022 AUSAA; P.L. 117-128)

3/ FY 2023 Ukraine 3 - Ukraine Supplemental Appropriations Act, 2023 (FY 2023 USAA; P.L. 117-180 Div. B)

4/ FY 2023 Ukraine 4 - Ukraine Supplemental Appropriations Act, 2023 (FY 2023 AUSAA; Div. M, P.L. 117-328)

Assistance to Europe, Eurasia and Central Asia (AEECA)

(\$ in thousands)

	FY 2022 Initial Actual	FY 2022 Ukraine 1 Initial Actual ¹	FY 2023 Adjusted Enacted	FY 2023 Ukraine 4 Supplemental Enacted ²	FY 2024 Request
AEECA Total	500,000	1,113,800	850,334	350,000	1,049,497
Europe and Eurasia	376,850	1,088,800	*	*	903,137
Albania	3,990	-	*	*	6,000
Armenia	34,250	14,540	*	*	40,000
Azerbaijan	7,840	4,710	*	*	9,140
Belarus	26,250	3,750	*	*	20,000
Bosnia and Herzegovina	23,531	7,470	*	*	31,000
Georgia	88,025	10,700	*	*	88,000
Kosovo	35,500	1,550	*	*	36,800
Moldova	33,400	100,000	*	*	55,000
Montenegro	-	1,600	*	*	1,600
North Macedonia	5,443	4,350	*	*	9,200
Serbia	13,426	10,029	*	*	23,455
Ukraine	-	800,800	*	*	451,683
Europe and Eurasia Regional	87,345	129,301	*	*	112,509
Organization for Security and Cooperation in Europe (OSCE)	17,850	-	*	*	18,750
South and Central Asia	123,150	25,000	*	*	146,360
Kazakhstan	5,000	-	*	*	5,250
Kyrgyz Republic	22,705	-	*	*	23,750
Tajikistan	28,950	-	*	*	30,460
Turkmenistan	3,900	-	*	*	5,150
Uzbekistan	31,400	-	*	*	32,000
Central Asia Regional	31,195	25,000	*	*	49,750

1/ FY 2022 Ukraine 1 -Ukraine Supplemental Appropriations Act, 2022 (FY 2022 USAA; Div. N, P.L. 117-103)

2/ FY 2023 Ukraine 4 - Ukraine Supplemental Appropriations Act, 2023 (FY 2023 AUSAA; Div. M, P.L. 117-328)

Humanitarian Assistance Accounts

(\$ in thousands)

	FY 2022 Initial Actual	FY 2022 Afghanistan 1 Initial Actual ¹	FY 2022 Afghanistan 2 Initial Actual ²	FY 2022 Ukraine 1 Initial Actual ³	FY 2022 Ukraine 2 Initial Actual ⁴	FY 2023 Adjusted Enacted	FY 2023 Adjusted Ukraine 4 Supplemental Enacted ⁵	FY 2024 Request
Humanitarian Assistance Total	8,557,748	1,891,100	1,200,000	4,150,000	4,698,000	10,170,698	920,000	10,511,362
U.S. Emergency Refugee and Migration Assistance (ERMA) Total	100	1,076,100	1,200,000	-	-	100	-	100,000
PRM - Population, Refugees, and Migration	100	1,076,100	1,200,000	-	-	*	-	100,000
PRM, Afghan Relocation	-	976,100	1,200,000	-	-	*	-	-
PRM, Emergency Funds	100	100,000	-	-	-	*	-	100,000
International Disaster Assistance (IDA) Total	3,905,460	400,000	-	2,650,000	4,348,000	4,543,362	300,000	4,699,362
BHA - Bureau for Humanitarian Assistance	3,905,460	400,000	-	2,650,000	4,348,000	*	*	4,699,362
USAID Bureau for Humanitarian Assistance (HA)	3,905,460	400,000	-	2,650,000	4,348,000	*	*	4,699,362
Migration and Refugee Assistance (MRA) Total	2,912,188	415,000	-	1,400,000	350,000	3,827,236	620,000	3,912,000
PRM - Population, Refugees, and Migration	2,912,188	415,000	-	1,400,000	350,000	*	*	3,912,000
PRM, Administrative Expenses	55,200	8,000	-	-	-	*	*	90,000
PRM, Humanitarian Migrants to Israel	5,000	-	-	-	-	*	*	5,000
PRM, OA - Africa	553,538	-	-	433,300	-	*	*	821,000
PRM, OA - East Asia	185,800	-	-	62,600	-	*	*	176,277
PRM, OA - Europe	73,800	-	-	-	350,000	*	*	150,000
PRM, OA - Migration	67,000	-	-	-	-	*	*	50,000
PRM, OA - Near East	956,200	-	-	398,600	-	*	*	944,400
PRM, OA - Protection Priorities	228,900	-	-	438,800	-	*	*	270,700
PRM, OA - South Asia	15,000	402,000	-	-	-	*	*	76,400
PRM, OA - Western Hemisphere	398,500	-	-	66,700	-	*	*	398,000
PRM, Refugee Admissions	373,250	5,000	-	-	-	*	*	930,223
Food for Peace, P.L. 480 Title II Total	1,740,000	-	-	100,000	-	1,800,000	-	1,800,000
BHA - Bureau for Humanitarian Assistance	1,740,000	-	-	100,000	-	*	-	1,800,000
USAID Bureau for Humanitarian Assistance (HA)	1,740,000	-	-	100,000	-	*	-	1,800,000

1/ FY 2022 Afghanistan 1 - Afghanistan Supplemental Appropriations Act, 2022 (Div. C, P.L. 117-43)

2/ FY 2022 Afghanistan 2 - Afghanistan Supplemental Appropriations Act, 2022 (Div. B, P.L. 117-70)

3/ FY 2022 Ukraine 1 -Ukraine Supplemental Appropriations Act, 2022 (FY 2022 USAA; Div. N, P.L. 117-103)

4/ FY 2022 Ukraine 2 - Ukraine Supplemental Appropriations Act, 2022 (FY 2022 AUSAA; P.L. 117-128)

5/ FY 2023 Ukraine 4 - Ukraine Supplemental Appropriations Act, 2023 (FY 2023 AUSAA; Div. M, P.L. 117-328)

International Narcotics and Law Enforcement (INCLE)

(\$ in thousands)

	FY 2022 Initial Actual	FY 2022 Ukraine 1 Initial Actual ¹	FY 2022 Ukraine 2 Initial Actual ²	FY 2023 Adjusted Enacted	FY 2023 Adjusted Ukraine 4 Supplemental Enacted ³	FY 2024 Request
INCLE Total	1,391,004	30,000	400,000	1,466,000	300,000	1,484,400
Africa	71,300	-	-	*	*	51,900
Central African Republic	4,500	-	-	*	*	3,250
Democratic Republic of the Congo	6,000	-	-	*	*	3,000
Ethiopia	1,500	-	-	*	*	1,000
Ghana	3,000	-	-	*	*	3,000
Kenya	4,400	-	-	*	*	3,000
Liberia	5,750	-	-	*	*	4,350
Nigeria	6,400	-	-	*	*	4,300
Somalia	3,000	-	-	*	*	1,000
Sudan	500	-	-	*	*	-
State Africa Regional	36,250	-	-	*	*	29,000
East Asia and Pacific	47,425	-	-	*	*	57,270
Indonesia	10,625	-	-	*	*	9,380
Laos	4,000	-	-	*	*	4,000
Mongolia	2,000	-	-	*	*	2,000
Philippines	7,000	-	-	*	*	6,430
Thailand	2,000	-	-	*	*	2,000
Vietnam	6,000	-	-	*	*	6,000
State East Asia and Pacific Regional	15,800	-	-	*	*	27,460
Europe and Eurasia	87,566	30,000	400,000	*	*	104,560
Albania	5,700	-	-	*	*	5,200
Armenia	6,050	-	-	*	*	6,050
Bosnia and Herzegovina	5,100	-	-	*	*	5,100
Georgia	5,700	-	-	*	*	4,400
Kosovo	8,500	-	-	*	*	8,500
Moldova	6,850	-	15,000	*	*	5,550
Montenegro	4,440	-	-	*	*	4,440
North Macedonia	5,026	-	-	*	*	4,370
Serbia	3,200	-	-	*	*	3,200

International Narcotics and Law Enforcement (INCLE)

(\$ in thousands)

	FY 2022 Initial Actual	FY 2022 Ukraine 1 Initial Actual ¹	FY 2022 Ukraine 2 Initial Actual ²	FY 2023 Adjusted Enacted	FY 2023 Adjusted Ukraine 4 Supplemental Enacted ³	FY 2024 Request
Ukraine	30,000	30,000	375,000	*	*	50,000
Europe and Eurasia Regional	7,000	-	10,000	*	*	7,750
Near East	68,485	-	-	*	*	59,200
Iraq	1,200	-	-	*	*	-
Jordan	2,500	-	-	*	*	2,500
Lebanon	8,200	-	-	*	*	7,200
Morocco	3,600	-	-	*	*	2,500
Syria	6,135	-	-	*	*	10,000
Tunisia	6,000	-	-	*	*	4,000
West Bank and Gaza	40,000	-	-	*	*	33,000
State NEA Regional	850	-	-	*	*	-
South and Central Asia	62,550	-	-	*	*	49,100
Afghanistan	6,000	-	-	*	*	3,000
Kazakhstan	3,000	-	-	*	*	4,000
Kyrgyz Republic	1,650	-	-	*	*	1,900
Pakistan	25,000	-	-	*	*	17,000
Tajikistan	6,000	-	-	*	*	5,250
Uzbekistan	5,000	-	-	*	*	5,000
Central Asia Regional	6,450	-	-	*	*	4,950
State South and Central Asia Regional	9,450	-	-	*	*	8,000
Western Hemisphere	541,762	-	-	*	*	536,500
Colombia	189,000	-	-	*	*	160,000
Ecuador	13,262	-	-	*	*	15,000
Haiti	30,300	-	-	*	*	45,000
Mexico	64,000	-	-	*	*	48,000
Peru	47,800	-	-	*	*	41,300
State Central America Regional	155,000	-	-	*	*	191,200
State Western Hemisphere Regional	42,400	-	-	*	*	36,000
INL - International Narcotics and Law Enforcement Affairs	346,916	-	-	*	*	464,370
INL - Anti-Money Laundering Programs	-	-	-	*	*	14,150

International Narcotics and Law Enforcement (INCLE)

(\$ in thousands)

	FY 2022 Initial Actual	FY 2022 Ukraine 1 Initial Actual ¹	FY 2022 Ukraine 2 Initial Actual ²	FY 2023 Adjusted Enacted	FY 2023 Adjusted Ukraine 4 Supplemental Enacted ³	FY 2024 Request
INL - Atrocities Prevention	2,500	-	-	*	*	-
INL - Cyber Crime and IPR	20,000	-	-	*	*	20,000
INL - Demand Reduction	20,000	-	-	*	*	15,000
INL - Drug Supply Reduction	17,000	-	-	*	*	20,000
INL - Fighting Corruption	30,000	-	-	*	*	25,000
INL - Global Crime and Drugs Policy	7,000	-	-	*	*	7,000
INL - ILEA, International Law Enforcement Academy	37,925	-	-	*	*	39,000
INL - Inter-regional Aviation Support	38,400	-	-	*	*	60,400
INL - International Organized Crime	68,150	-	-	*	*	29,000
INL - IPPOS, International Police Peacekeeping Operations Support	3,000	-	-	*	*	3,500
INL - Knowledge Management	22,000	-	-	*	*	13,500
INL - Program Development and Support	71,526	-	-	*	*	217,820
INL – Democracy Programming	9,415	-	-	*	*	-
J/GCJ – Office of Global Criminal Justice	5,000	-	-	*	*	-
State Office of Global Criminal Justice (GCJ)	5,000	-	-	*	*	-
J/TIP - Office to Monitor and Combat Trafficking In Persons	66,000	-	-	*	*	66,000
Child Protection Compact (J/TIP - CPC)	-	-	-	*	*	10,000
Ending Modern Slavery (J/TIP)	25,000	-	-	*	*	25,000
State Office to Monitor and Combat Trafficking in Persons (J/TIP)	41,000	-	-	*	*	31,000
Other Funding	94,000	-	-	*	*	95,500
Atlantic Partnership	-	-	-	*	*	10,000
Countering PRC Influence Fund (CPIF)	70,000	-	-	*	*	70,000
Prevention and Stabilization Fund	5,000	-	-	*	*	15,500
To Be Programmed	11,000	-	-	*	*	-
To Be Programmed - Afridi Withholding	8,000	-	-	*	*	-

1/ FY 2022 Ukraine 1 -Ukraine Supplemental Appropriations Act, 2022 (FY 2022 USAA; Div. N, P.L. 117-103)

2/ FY 2022 Ukraine 2 - Ukraine Supplemental Appropriations Act, 2022 (FY 2022 AUSAA; P.L. 117-128)

3/ FY 2023 Ukraine 4 - Ukraine Supplemental Appropriations Act, 2023 (FY 2023 AUSAA; Div. M, P.L. 117-328)

Nonproliferation, Anti-Terrorism, Demining and Related Programs (NADR)

(\$ in thousands)

	FY 2022 Initial Actual	FY 2022 Ukraine 1 Initial Actual ¹	FY 2022 Ukraine 2 Initial Actual ²	FY 2023 Adjusted Enacted	FY 2023 Adjusted Ukraine 4 Supplemental Enacted ³	FY 2024 Request
NADR Total	900,000	6,200	100,000	921,000	105,000	921,247
NADR	-	-	-	*	*	-
Unknown	-	-	-	*	*	-
N/A	-	-	-	*	*	-
NADR - CPRC	25,000	-	-	*	*	-
Other Funding	25,000	-	-	*	*	-
Countering PRC Influence Fund (CPIF)	25,000	-	-	*	*	-
NADR - PSF	10,000	-	-	*	*	-
Other Funding	10,000	-	-	*	*	-
Prevention and Stabilization Fund	10,000	-	-	*	*	-
NADR ATA	270,397	-	-	*	*	274,247
Africa	40,500	-	-	*	*	39,500
Kenya	5,500	-	-	*	*	5,500
Somalia	4,000	-	-	*	*	4,000
State Africa Regional	31,000	-	-	*	*	30,000
East Asia and Pacific	13,600	-	-	*	*	13,600
Indonesia	4,500	-	-	*	*	4,500
Philippines	5,500	-	-	*	*	-
Thailand	1,600	-	-	*	*	-
State East Asia and Pacific Regional	2,000	-	-	*	*	9,100
Near East	37,400	-	-	*	*	27,900
Egypt	1,250	-	-	*	*	1,500
Iraq	7,850	-	-	*	*	3,000
Jordan	10,000	-	-	*	*	4,700
Lebanon	6,060	-	-	*	*	2,500
Libya	1,000	-	-	*	*	1,000
Oman	1,000	-	-	*	*	1,000
Tunisia	5,500	-	-	*	*	2,000
Yemen	2,600	-	-	*	*	2,600
State NEA Regional	2,140	-	-	*	*	9,600

Nonproliferation, Anti-Terrorism, Demining and Related Programs (NADR)

(\$ in thousands)

	FY 2022 Initial Actual	FY 2022 Ukraine 1 Initial Actual ¹	FY 2022 Ukraine 2 Initial Actual ²	FY 2023 Adjusted Enacted	FY 2023 Adjusted Ukraine 4 Supplemental Enacted ³	FY 2024 Request
South and Central Asia	16,003	-	-	*	*	14,000
Central Asia Regional	10,003	-	-	*	*	8,000
State South and Central Asia Regional	6,000	-	-	*	*	6,000
Western Hemisphere	3,000	-	-	*	*	3,000
State Western Hemisphere Regional	3,000	-	-	*	*	3,000
CT - Bureau of Counterterrorism	159,894	-	-	*	*	176,247
Bureau of Counterterrorism (CT)	48,100	-	-	*	*	48,100
Counterterrorism Partnerships Fund	111,794	-	-	*	*	128,147
NADR CTBT IMS	29,000	-	-	*	*	30,000
AVC - Arms Control, Verification, and Compliance	29,000	-	-	*	*	30,000
State Bureau of Arms Control, Verification, and Compliance (AVC)	29,000	-	-	*	*	30,000
NADR CTBTO PrepComm	2,000	-	-	*	*	3,000
AVC - Arms Control, Verification, and Compliance	2,000	-	-	*	*	3,000
State Bureau of Arms Control, Verification, and Compliance (AVC)	2,000	-	-	*	*	3,000
NADR CWD	254,603	-	65,000	*	*	237,050
Africa	26,500	-	-	*	*	22,000
Angola	8,500	-	-	*	*	5,500
Burkina Faso	1,500	-	-	*	*	500
Chad	1,000	-	-	*	*	1,000
Democratic Republic of the Congo	2,000	-	-	*	*	2,000
Malawi	-	-	-	*	*	500
Mali	1,000	-	-	*	*	-
Mauritania	500	-	-	*	*	500
Mozambique	-	-	-	*	*	500
Niger	1,000	-	-	*	*	1,000
Somalia	4,000	-	-	*	*	4,000

Nonproliferation, Anti-Terrorism, Demining and Related Programs (NADR)

(\$ in thousands)

	FY 2022 Initial Actual	FY 2022 Ukraine 1 Initial Actual ¹	FY 2022 Ukraine 2 Initial Actual ²	FY 2023 Adjusted Enacted	FY 2023 Adjusted Ukraine 4 Supplemental Enacted ³	FY 2024 Request
South Sudan	2,000	-	-	*	*	2,000
Zimbabwe	3,000	-	-	*	*	2,500
State Africa Regional	2,000	-	-	*	*	2,000
East Asia and Pacific	77,000	-	-	*	*	56,900
Cambodia	9,000	-	-	*	*	7,000
Laos	45,000	-	-	*	*	24,400
Vietnam	19,000	-	-	*	*	19,500
State East Asia and Pacific Regional	4,000	-	-	*	*	6,000
Europe and Eurasia	15,950	-	65,000	*	*	16,013
Albania	500	-	-	*	*	500
Azerbaijan	2,000	-	-	*	*	-
Bosnia and Herzegovina	4,650	-	-	*	*	5,513
Georgia	1,000	-	-	*	*	1,000
Kosovo	800	-	-	*	*	-
Serbia	1,000	-	-	*	*	1,000
Ukraine	6,000	-	65,000	*	*	8,000
Near East	58,400	-	-	*	*	59,400
Iraq	40,000	-	-	*	*	40,000
Jordan	400	-	-	*	*	200
Lebanon	6,000	-	-	*	*	6,000
Libya	2,000	-	-	*	*	2,200
Syria	7,000	-	-	*	*	7,000
West Bank and Gaza	1,000	-	-	*	*	1,000
Yemen	2,000	-	-	*	*	3,000
South and Central Asia	28,000	-	-	*	*	15,850
Afghanistan	15,000	-	-	*	*	5,000
Kyrgyz Republic	2,000	-	-	*	*	1,000
Sri Lanka	8,500	-	-	*	*	7,350
Tajikistan	2,500	-	-	*	*	2,500
Western Hemisphere	27,000	-	-	*	*	27,000

Nonproliferation, Anti-Terrorism, Demining and Related Programs (NADR)

(\$ in thousands)

	FY 2022 Initial Actual	FY 2022 Ukraine 1 Initial Actual ¹	FY 2022 Ukraine 2 Initial Actual ²	FY 2023 Adjusted Enacted	FY 2023 Adjusted Ukraine 4 Supplemental Enacted ³	FY 2024 Request
Colombia	21,000	-	-	*	*	10,000
Ecuador	-	-	-	*	*	1,000
Peru	1,000	-	-	*	*	2,000
State Central America Regional	2,000	-	-	*	*	5,000
State Western Hemisphere Regional	3,000	-	-	*	*	9,000
Other Funding	-	-	-	*	*	15,000
Countering PRC Influence Fund (CPIF)	-	-	-	*	*	15,000
PM - Political-Military Affairs	21,753	-	-	*	*	24,887
PM - Conventional Weapons Destruction	21,753	-	-	*	*	24,887
NADR EXBS	67,000	3,500	6,300	*	*	89,900
Africa	1,500	-	-	*	*	2,350
State Africa Regional	1,500	-	-	*	*	2,350
East Asia and Pacific	3,570	-	-	*	*	4,400
Indonesia	700	-	-	*	*	700
State East Asia and Pacific Regional	2,870	-	-	*	*	3,700
Europe and Eurasia	6,700	-	-	*	*	7,400
Georgia	1,100	-	-	*	*	1,100
Ukraine	4,000	-	-	*	*	4,000
Europe and Eurasia Regional	1,600	-	-	*	*	2,300
Near East	11,820	-	-	*	*	10,970
Egypt	2,000	-	-	*	*	2,000
Iraq	1,500	-	-	*	*	1,500
Jordan	3,200	-	-	*	*	1,000
Lebanon	760	-	-	*	*	760
Tunisia	600	-	-	*	*	500
State NEA Regional	3,760	-	-	*	*	5,210
South and Central Asia	5,640	-	-	*	*	5,910
India	800	-	-	*	*	800
Kazakhstan	800	-	-	*	*	800
Pakistan	-	-	-	*	*	650

Nonproliferation, Anti-Terrorism, Demining and Related Programs (NADR)

(\$ in thousands)

	FY 2022 Initial Actual	FY 2022 Ukraine 1 Initial Actual ¹	FY 2022 Ukraine 2 Initial Actual ²	FY 2023 Adjusted Enacted	FY 2023 Adjusted Ukraine 4 Supplemental Enacted ³	FY 2024 Request
Uzbekistan	500	-	-	*	*	-
State South and Central Asia Regional	3,540	-	-	*	*	3,660
Western Hemisphere	2,110	-	-	*	*	2,110
Mexico	1,160	-	-	*	*	1,000
Panama	500	-	-	*	*	500
State Western Hemisphere Regional	450	-	-	*	*	610
ISN - International Security and Nonproliferation	35,660	3,500	6,300	*	*	53,060
State International Security and Nonproliferation (ISN)	35,660	3,500	6,300	*	*	53,060
Other Funding	-	-	-	*	*	3,700
Countering PRC Influence Fund (CPIF)	-	-	-	*	*	3,700
NADR GTR	74,000	2,700	11,900	*	*	96,550
ISN - International Security and Nonproliferation	74,000	2,700	11,900	*	*	90,250
State International Security and Nonproliferation (ISN)	74,000	2,700	11,900	*	*	90,250
Other Funding	-	-	-	*	*	6,300
Countering PRC Influence Fund (CPIF)	-	-	-	*	*	6,300
NADR IAEA	95,000	-	-	*	*	95,000
ISN - International Security and Nonproliferation	95,000	-	-	*	*	95,000
State International Security and Nonproliferation (ISN)	95,000	-	-	*	*	95,000
NADR NDF	15,000	-	15,000	*	*	20,000
ISN - International Security and Nonproliferation	15,000	-	15,000	*	*	20,000
State International Security and Nonproliferation (ISN)	15,000	-	15,000	*	*	20,000
NADR NPT Coop	-	-	-	*	*	9,000

Nonproliferation, Anti-Terrorism, Demining and Related Programs (NADR)

(\$ in thousands)

	FY 2022 Initial Actual	FY 2022 Ukraine 1 Initial Actual ¹	FY 2022 Ukraine 2 Initial Actual ²	FY 2023 Adjusted Enacted	FY 2023 Adjusted Ukraine 4 Supplemental Enacted ³	FY 2024 Request
ISN - International Security and Nonproliferation	-	-	-	*	*	9,000
State International Security and Nonproliferation (ISN)	-	-	-	*	*	9,000
NADR TIP	50,000	-	-	*	*	55,000
CT - Bureau of Counterterrorism	50,000	-	-	*	*	55,000
Bureau of Counterterrorism (CT)	50,000	-	-	*	*	55,000
NADR WMDT	8,000	-	1,800	*	*	11,500
ISN - International Security and Nonproliferation	8,000	-	1,800	*	*	11,500
State International Security and Nonproliferation (ISN)	8,000	-	1,800	*	*	11,500

1/ FY 2022 Ukraine 1 -Ukraine Supplemental Appropriations Act, 2022 (FY 2022 USAA; Div. N, P.L. 117-103)

2/ FY 2022 Ukraine 2 - Ukraine Supplemental Appropriations Act, 2022 (FY 2022 AUSAA; P.L. 117-128)

3/ FY 2023 Ukraine 4 - Ukraine Supplemental Appropriations Act, 2023 (FY 2023 AUSAA; Div. M, P.L. 117-328)

Peacekeeping Operations (PKO)

(\$ in thousands)

	FY 2022 Initial Actual	FY 2023 Enacted	FY 2024 Request
PKO Total	455,000	460,759	420,458
Africa	266,809	*	260,558
Central African Republic	550	*	-
Democratic Republic of the Congo	4,000	*	-
Somalia	208,108	*	208,108
State Africa Regional	54,151	*	52,450
Near East	24,000	*	24,000
Multinational Force and Observers (MFO)	24,000	*	24,000
Other Funding	30,500	*	5,000
Prevention and Stabilization Fund	12,500	*	5,000
To Be Programmed	18,000	*	-
PM - Political-Military Affairs	133,691	*	130,900
PM - GDRP, Global Defense Reform Program	10,000	*	18,000
PM - GPOI, Global Peace Operations Initiative	71,000	*	71,000
PM - PKO Administrative Expenses	8,500	*	8,500
PM - TSCTP, Trans-Sahara Counter-Terrorism Partnership	38,500	*	33,400
State Political-Military Affairs (PM)	5,691	*	-

International Military Education and Training (IMET)
(\$ in thousands)

	FY 2022 Initial Actual	FY 2023 Enacted	FY 2024 Request
IMET Total	112,925	112,925	125,425
Africa	17,908	*	20,805
Angola	478	*	600
Benin	254	*	600
Botswana	640	*	600
Burkina Faso	31	*	-
Burundi	-	*	200
Cabo Verde	196	*	400
Cameroon	596	*	600
Central African Republic	141	*	200
Chad	-	*	800
Comoros	197	*	300
Cote d'Ivoire	344	*	600
Democratic Republic of the Congo	245	*	400
Djibouti	858	*	895
Equatorial Guinea	175	*	500
Eswatini	100	*	200
Gabon	232	*	500
Gambia, The	191	*	200
Ghana	835	*	900
Guinea-Bissau	71	*	200
Kenya	1,245	*	1,100
Lesotho	113	*	200
Liberia	420	*	360
Madagascar	396	*	300
Malawi	410	*	500
Mauritania	629	*	500
Mauritius	337	*	400
Mozambique	818	*	600
Namibia	89	*	200
Niger	860	*	1,000
Nigeria	996	*	1,000

International Military Education and Training (IMET)

(\$ in thousands)

	FY 2022 Initial Actual	FY 2023 Enacted	FY 2024 Request
Republic of the Congo	421	*	200
Rwanda	420	*	550
Sao Tome and Principe	104	*	200
Senegal	957	*	900
Seychelles	362	*	200
Sierra Leone	775	*	400
Somalia	344	*	300
South Africa	395	*	650
Tanzania	804	*	750
Togo	305	*	600
Uganda	761	*	700
Zambia	363	*	500
East Asia and Pacific	9,274	*	15,720
Fiji	318	*	500
Indonesia	1,933	*	2,900
Laos	-	*	400
Malaysia	999	*	1,300
Mongolia	1,225	*	2,000
Papua New Guinea	307	*	450
Philippines	1,904	*	2,400
Samoa	-	*	100
Thailand	1,348	*	2,500
Timor-Leste	222	*	400
Tonga	279	*	400
Vietnam	739	*	2,370
Europe and Eurasia	26,331	*	27,100
Albania	1,080	*	1,100
Armenia	780	*	700
Azerbaijan	744	*	700
Bosnia and Herzegovina	1,021	*	1,000
Bulgaria	1,971	*	1,400
Croatia	897	*	850

International Military Education and Training (IMET)

(\$ in thousands)

	FY 2022 Initial Actual	FY 2023 Enacted	FY 2024 Request
Cyprus	489	*	500
Czech Republic	525	*	425
Estonia	1,160	*	1,300
Georgia	2,506	*	1,750
Greece	978	*	1,000
Hungary	995	*	800
Kosovo	944	*	850
Latvia	1,456	*	1,300
Lithuania	1,457	*	1,300
Malta	179	*	100
Moldova	1,446	*	1,000
Montenegro	697	*	500
North Macedonia	1,385	*	1,100
Poland	647	*	1,500
Romania	1,642	*	1,500
Serbia	1,041	*	750
Slovakia	771	*	575
Slovenia	50	*	200
Turkey	625	*	900
Ukraine	345	*	4,000
Europe and Eurasia Regional	500	*	-
Near East	9,421	*	20,050
Algeria	1,354	*	1,300
Bahrain	727	*	1,200
Egypt	-	*	2,000
Iraq	253	*	1,200
Jordan	1,958	*	3,800
Lebanon	1,684	*	3,500
Libya	-	*	250
Morocco	1,112	*	2,000
Oman	845	*	2,000
Tunisia	1,488	*	2,300

International Military Education and Training (IMET)

(\$ in thousands)

	FY 2022 Initial Actual	FY 2023 Enacted	FY 2024 Request
Yemen	-	*	500
South and Central Asia	8,742	*	14,070
Bangladesh	1,085	*	1,900
Bhutan	-	*	200
India	1,101	*	1,995
Kazakhstan	794	*	1,100
Kyrgyz Republic	342	*	500
Maldives	471	*	500
Nepal	951	*	1,975
Pakistan	2,676	*	3,500
Sri Lanka	887	*	1,250
Tajikistan	48	*	450
Turkmenistan	69	*	200
Uzbekistan	318	*	500
Western Hemisphere	11,319	*	16,180
Argentina	632	*	800
Bahamas, The	210	*	250
Barbados and Eastern Caribbean	371	*	1,000
Belize	245	*	250
Brazil	781	*	1,000
Chile	434	*	650
Colombia	1,476	*	2,000
Costa Rica	683	*	600
Dominican Republic	465	*	650
Ecuador	292	*	600
El Salvador	400	*	800
Guatemala	382	*	800
Guyana	190	*	250
Haiti	47	*	255
Honduras	372	*	800
Jamaica	597	*	750
Mexico	1,247	*	1,700

International Military Education and Training (IMET)
(\$ in thousands)

	FY 2022 Initial Actual	FY 2023 Enacted	FY 2024 Request
Panama	725	*	725
Paraguay	343	*	500
Peru	625	*	800
Suriname	162	*	250
Trinidad and Tobago	293	*	350
Uruguay	347	*	400
PM - Political-Military Affairs	29,930	*	11,500
PM - IMET Administrative Expenses	5,158	*	7,000
PM - IMET, Women's Participation	3,000	*	4,500
State Political-Military Affairs (PM)	21,772	*	-

Foreign Military Finance (FMF)

(\$ in thousands)

	FY 2022 Initial Actual	FY 2022 Ukraine 1 Initial Actual ¹	FY 2022 Ukraine 2 Initial Actual ²	FY 2023 Adjusted Enacted	FY 2023 Adjusted Ukraine 4 Supplemental Enacted ³	FY 2024 Request
FMF Total	6,040,424	650,000	4,000,000	6,053,049	80,000	6,124,549
Africa	6,000	-	-	*	*	6,000
Djibouti	6,000	-	-	*	*	6,000
East Asia and Pacific	89,000	-	-	*	*	129,000
Indonesia	14,000	-	-	*	*	14,000
Mongolia	3,000	-	-	*	*	3,000
Philippines	20,000	-	-	*	*	40,000
Thailand	10,000	-	-	*	*	10,000
Vietnam	12,000	-	-	*	*	12,000
State East Asia and Pacific Regional	30,000	-	-	*	*	50,000
Europe and Eurasia	185,000	650,000	4,000,000	*	*	352,024
Albania	-	-	15,000	*	*	-
Bulgaria	-	-	25,000	*	*	-
Croatia	-	-	25,000	*	*	-
Czech Republic	-	-	100,000	*	*	-
Estonia	-	-	75,000	*	*	9,750
Georgia	35,000	-	-	*	*	25,000
Greece	-	-	30,000	*	*	-
Latvia	-	-	75,000	*	*	9,750
Lithuania	-	-	75,000	*	*	9,750
Moldova	-	-	6,000	*	*	-
Montenegro	-	-	16,000	*	*	-
North Macedonia	-	-	64,000	*	*	-
Poland	-	-	275,000	*	*	-
Romania	-	-	75,000	*	*	-
Slovakia	-	-	200,000	*	*	-
Slovenia	-	-	13,000	*	*	-
Ukraine	-	317,580	1,000,000	*	*	165,000
Europe and Eurasia Regional	150,000	332,420	1,931,000	*	*	132,774
Near East	5,532,424	-	-	*	*	5,283,750

Foreign Military Finance (FMF)

(\$ in thousands)

	FY 2022 Initial Actual	FY 2022 Ukraine 1 Initial Actual ¹	FY 2022 Ukraine 2 Initial Actual ²	FY 2023 Adjusted Enacted	FY 2023 Adjusted Ukraine 4 Supplemental Enacted ³	FY 2024 Request
Bahrain	4,000	-	-	*	*	3,250
Egypt	1,300,000	-	-	*	*	1,300,000
Iraq	250,000	-	-	*	*	75,500
Israel	3,300,000	-	-	*	*	3,300,000
Jordan	425,000	-	-	*	*	400,000
Lebanon	180,000	-	-	*	*	150,000
Morocco	10,000	-	-	*	*	10,000
Oman	3,424	-	-	*	*	-
Tunisia	60,000	-	-	*	*	45,000
South and Central Asia	10,000	-	-	*	*	45,250
Central Asia Regional	-	-	-	*	*	4,000
State South and Central Asia Regional	10,000	-	-	*	*	41,250
Western Hemisphere	78,500	-	-	*	*	73,525
Colombia	40,000	-	-	*	*	38,025
Costa Rica	7,500	-	-	*	*	-
Ecuador	5,000	-	-	*	*	5,000
Peru	6,000	-	-	*	*	-
State Central America Regional	10,000	-	-	*	*	10,500
State Western Hemisphere Regional	10,000	-	-	*	*	20,000
Other Funding	67,500	-	-	*	*	50,000
Countering PRC Influence Fund (CPIF)	50,000	-	-	*	*	50,000
Prevention and Stabilization Fund	17,500	-	-	*	*	-
PM - Political-Military Affairs	72,000	-	-	*	*	185,000
PM - Emerging Global Priorities	-	-	-	*	*	113,000
PM - FMF Administrative Expenses	70,000	-	-	*	*	72,000
State Political-Military Affairs (PM)	2,000	-	-	*	*	-

1/ FY 2022 Ukraine 1 -Ukraine Supplemental Appropriations Act, 2022 (FY 2022 USAA; Div. N, P.L. 117-103)

2/ FY 2022 Ukraine 2 - Ukraine Supplemental Appropriations Act, 2022 (FY 2022 AUSAA; P.L. 117-128)

3/ FY 2023 Ukraine 4 - Ukraine Supplemental Appropriations Act, 2023 (FY 2023 AUSAA; Div. M, P.L. 117-328)

International Organizations and Programs

(\$ in thousands)

	FY 2022 Initial Actual	FY 2023 Enacted	FY 2024 Request
IO&P Total	423,000	508,600	485,850
IO - International Organizations	423,000	*	485,850
IO - ICAO International Civil Aviation Organization	1,200	*	1,200
IO - IDLO International Development Law Organization	400	*	650
IO - IMO International Maritime Organization	325	*	325
IO - Intergovernmental Panel on Climate Change / UN Framework Convention on Climate Change	15,000	*	21,000
IO - International Chemicals and Toxins Programs	3,175	*	3,175
IO - International Conservation Programs	9,000	*	9,000
IO - Montreal Protocol Multilateral Fund	51,900	*	64,000
IO - OAS Development Assistance	-	*	3,000
IO - OAS Fund for Strengthening Democracy	4,500	*	5,000
IO - ReCAAP - Regional Cooperation Agreement on Combating Piracy and Armed Robbery Against Ships in Asia	50	*	50
IO - UN Commission on the Limits of the Continental Shelf (UNCLCS)	-	*	100
IO - UN Junior Professional Officers Program	1,500	*	5,500
IO - UN OCHA UN Office for the Coordination of Humanitarian Affairs	3,500	*	3,500
IO - UN Peacebuilding Fund (PBF)	-	*	1,500
IO - UN Resident Coordinator System	23,000	*	24,000
IO - UN Special Coordinator for UN Response to Sexual Exploitation and Abuse	1,500	*	2,000
IO - UN Special Representative of the Secretary General for Sexual Violence in Conflict	1,750	*	-
IO - UN Special Representative of the Secretary-General for Sexual Violence in Conflict	-	*	1,750
IO - UN Trust Fund to End Violence Against Women	1,500	*	1,500
IO - UN Voluntary Funds for Technical Cooperation in the Field of Human Rights	1,150	*	1,150
IO - UN Women	10,000	*	10,000
IO - UN-HABITAT UN Human Settlements Program	700	*	1,400
IO - UNCDF UN Capital Development Fund	1,000	*	1,000
IO - UNDF UN Democracy Fund	3,500	*	3,000
IO - UNDP UN Development Program	81,550	*	81,550
IO - UNEP UN Environment Program	10,200	*	10,200
IO - UNFPA UN Population Fund	32,500	*	57,450
IO - UNHCHR UN High Commissioner for Human Rights	15,500	*	18,250
IO - UNICEF UN Children's Fund	139,000	*	145,000
IO - UNVFVT UN Voluntary Fund for Victims of Torture	8,000	*	8,000

International Organizations and Programs

(\$ in thousands)

	FY 2022 Initial Actual	FY 2023 Enacted	FY 2024 Request
IO - WMO World Meteorological Organization	1,000	*	1,000
IO - WTO Technical Assistance	600	*	600